



NAVIGATION

Ritchie® Sport Compasses	645
Ritchie® Trek Compasses	645-646
Ritchie® Explorer Compasses	646-647
Ritchie® Kayaker Compass	647
Ritchie® Angler Compasses	647-648
Ritchie® Voyager Compasses	648
Ritchie® Helmsman Compasses	649
Ritchie® Navigator Compasses	650
Ritchie® Compass Cover	650
Ritchie® Venture Compasses	651
BLA Compasses	651-652
Clocks & Barometers	652-653
Bells, Weather Station & Binoculars	654



A blue product code or the appearance of this logo indicates the product requires special ordering. Please contact BLA on **1300 252 725** for information on these products.


boatinglifestyleadventure

The World's Best Choice

When properly sized, installed and compensated a marine compass is the most important instrument on any boat. It will provide accurate, trouble-free heading references under the most adverse conditions without relying on electricity, radio signals or satellite communications. The most important criteria when selecting a compass are dial size and mounting style. Quality components aid accuracy, smooth response, stability and simple operation.

NiteVu™ Night Lighting Systems

Most compass models are available with Ritchie's exclusive NiteVu™ night lighting. Each provides the optimum illumination of the dial and lubber lines without hindering important night vision. All NiteVu™ lighting systems come standard for 12 volt operation. Other voltages are available on special order.

Repairability & 5 Year Warranty

All Ritchie® compasses are backed by Ritchie's exclusive five year warranty.



Compass Bowls & Housings

Bowls and housings provide maximum protection and support for the internal compass components.

Fluid Baffle & Roller Diaphragm

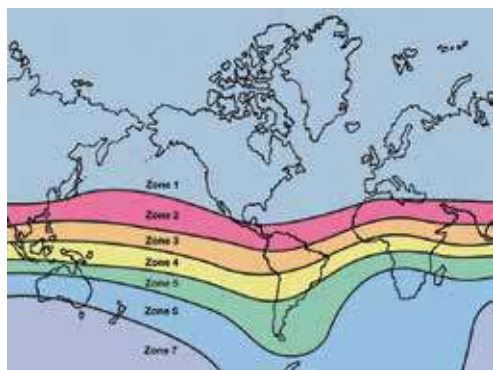
The steady performance of the Ritchie® compass is enhanced by a baffle and roller diaphragm. Baffles reduce turbulence in the dampening fluid. Diaphragms allow the fluid to expand and contract with changes in temperature or pressure without forming bubbles.

Ritchie® Dials

Dial measurements are given in the apparent visual size. Models are available in sizes from 50 to 125mm in diameter. In many models you can select either a traditional flat card or direct reading card. The Combidial, that is both flat card and direct reading dial in one, is also available in several Voyager, Helmsman and Navigator models.

PowerDamp Performance

Each dial is engineered to provide the ultimate in steady, smooth performance and easy readability. Traditional flat dials are equipped with Ritchie's race proven PowerDamp system, a lightweight baffle that eliminates spinning and dial jumping at high speeds and in rough conditions. Direct reading and Combidial dials are formed so that their shape also provides PowerDamp performance.



N.B. All compasses are supplied standard balanced for zone 6, unless otherwise indicated. Once balanced, compasses will maintain accuracy for one zone north or south.

Compass Dome

The compass dome allows the compass dial to rotate smoothly through heel, pitch and yaw motions. The dome also provides clear and accurate magnification of the dial. Domes are made exclusively for Ritchie® using a heavy-duty, optically clear polymer. It is formulated to prevent sun crazing and will stay stable throughout extreme temperature ranges.

Bezels & 'O' Rings

Sealing the entire compass assembly is critical to prevent fluid leakage. The Ritchie® 'O' Ring is a custom blend compound that is non-reactive with the dampening fluid. Bezels are formed from high strength plastics, aluminium or machined bronze.

Gimbal Systems

All Ritchie® compasses are engineered to operate normally within their environment without bottoming out due to the pitch and roll or heel of the boat.

Corrector Magnets

Deviation occurs when something on board your boat draws the compass magnets away from their attraction to the earth's magnetic field; ie. masses of iron, engines, electric motors, electronics with speaker magnets, batteries, electronic instruments, tachometers with magnets, engine controls, steering wheels and electrical appliances. All Ritchie® compasses that are intended for use on boats that could have deviation problems have built-in compensators. These compensators are non-interactive magnets that are balanced with optimal spacing for accurate correction. Compensation instructions are included.

Dial Readability

Ritchie® dials have been individually designed with extra large 30° numerals and easy to see 5° degree increments. Precision spacing of increments allows the helmsman to hold a steady course within one or two degrees of the intended heading.

DirectiveForce Magnets

Ritchie® uses special high gauss magnets that are field balanced and matched to each compass model, dial style and size. They are attached to the underside of the dial in pairs matched to seek and lock-on to magnetic north. This provides superior accuracy and smooth, rapid response.

Pivot and Jewel Movement

All Ritchie® compasses use a hardened steel pivot and triple cup sapphire jewel movement. They are microscopically matched to provide smooth dial operation and fast lock-on under the most severe conditions.

There are no plastic pivots or jewels in Ritchie® compasses.

Cleaning

To keep your compass clean and looking like new simply remove salt spray deposits or dirt by rinsing with clean fresh water and wipe carefully with a clean damp cloth. NEVER use strong detergents, chemical or abrasive cleaners.

Retail Packaging

Ritchie compasses are supplied in attractive packaging and are retail-ready.



Ritchie® Compass

- Sport Dash Mount

Small powerboat compasses.

Features:

- 50mm direct reading dial
- Sapphire jewel and hardened steel pivot movement
- Easily installed, fits standard 51mm instrument hole
- Suitable for up to 45° of dash angle
- Directive force magnets
- In-dash instrument style
- 12 volt green NiteVu™ lighting
- Five year warranty



BLA Code	Colour
232005	Black
232007	White



Ritchie® Compass

- Sport Bracket Mount

Small boat compass, also suitable for cars and 4WDs.

Features:

- 50mm direct read, high visibility blue dial
- Sapphire jewel and hardened steel pivot movement
- Low profile styling
- Double sided adhesive or screw mounting
- Grey finish
- Built-in adjustable compensators
- Reversible bracket mount adjusts 300°
- 12 volt green lighting
- Five year warranty



BLA Code
232014

Accessories:

232399 Replacement light



Ritchie® Compass

- SportAbout Hand Bearing

A hand bearing compass for boating and recreational activities.

Features:

- 50mm direct reading dial
- Sapphire jewel and hardened steel pivot movement
- Quick sight 'V' notch for alignment of heading
- Compact size
- International safety yellow
- Chem-stick provides up to 18 hours lighting
- Silicon impact absorbing case with neck lanyard
- Built-in expansion chamber for extended temperature operating range
- Five year warranty



BLA Code
232004

Accessories:

232002 White compass holder



Ritchie® Compass

- Trek Bracket Mount

Easy fit multi-adjustable bracket mount.

Features:


- 57mm direct read dial
- Extra large diaphragm and rugged design for high temperature operation
- Large numerals for easy reading
- 12 volt green NiteVu™ lighting
- Adjustable compensators
- 300° mounting range
- Five year warranty



BLA Code	Body Colour	Dial Colour
232018	Black	Black
232019	White	White
232020	Grey	Blue

Accessories:

232404 Replacement light 2001-04 (black wire)



Ritchie® Compass

- Trek Surface Mount

Simple surface mount.

Features:

- 57mm direct read dial
- Extra large diaphragm and rugged design for high temperature operation
- Large numerals for easy reading
- 12 volt green NiteVu™ lighting
- Adjustable compensators
- Five year warranty



BLA Code	Body Colour	Dial Colour
232022	Black	Black
232023	White	White
232024	Grey	Blue



Accessories:

232404 Replacement light 2001-04 (black wire)



Ritchie® Compass

- Trek Flush Mount

Semi concealed flush mount.

Features:

- Extra large diaphragm and rugged design for high temperature operation
- 57mm direct read dial
- Large numerals for easy reading
- 12 volt green NiteVu™ lighting
- Adjustable correctors
- Five year warranty



BLA Code	Body Colour	Dial Colour
232026	Black	Black
232028	White	White
232030	Grey	Blue



Accessories:

232404 Replacement light 2001-04 (black wire)



Ritchie® Compass

- Explorer Surface Mount

Small powerboat compasses.

Features:

- 70mm direct read dial
- Sapphire jewel and hardened steel pivot movement
- Surface mount with push button removal for quick storage and security
- Fluid expansion chamber for temperature fluctuations
- Movable sun shield
- Compact low profile design
- Adjustable compensators
- 12 volt green lighting
- Five year warranty



BLA Code	Colour
232052	Black
232053	White



Accessories:

232404 Replacement light



Ritchie® Compass

- Explorer Flush Mount

Ideal runabout compasses.

Features:

- 70mm direct read high visibility dial
- Movable sun shield
- 12 volt green lighting
- Fluid expansion chamber for temperature fluctuations
- Adjustable compensators
- Sapphire jewel and hardened steel pivot movement
- Five year warranty



BLA Code	Colour
232042	Black
232044	White



Accessories:

232404 Replacement light



Ritchie® Compass

- Explorer Dash Mount

Small powerboat compasses.

Features:

- 70mm direct read dial
- Easily installed, fits 75mm instrument hole
- In-dash instrument style
- Suitable for up to 45° of dash angle
- 12 volt clear lighting
- Adjustable compensators
- Fluid expansion chamber for temperature fluctuations
- Sapphire jewel and hardened steel pivot movement
- Five year warranty



BLA Code	Colour
232046	Black
232047	White

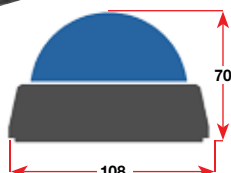


Ritchie® Compass

- Kayaker Surface Mount

Features:

- CourseMinder movable bezel with heading memory indicator that remembers the way so you don't have to
- 76mm direct read dial
- Low mounted height
- Surface mount
- Easily installed
- Extended temperature operating range with composite construction and diaphragm
- Exclusive directive force magnets
- Hardened steel pivot and sapphire jewel movement
- No wiring or power needed
- Removable bezel for security, transport and storage
- Five year warranty



BLA Code
232087



Ritchie® Compass

- Explorer Bracket Mount

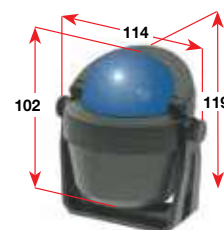
Small powerboat compasses.

Features:

- 70mm direct read dial
- Fluid expansion chamber for temperature fluctuations
- Adjustable compensators
- Sapphire jewel and hardened steel pivot movement
- Movable sun shield
- 12 volt green lighting
- Trunnion mount
- Five year warranty



BLA Code	Colour
232054	Black
232056	White



Accessories:

- 232404 Replacement light
- 232482 Replacement black bracket
- 232490 Pair of replacement thumb-screws

Ritchie® Compass

- Angler Surface Mount

Small powerboat compass.

Features:

- 70mm direct read high visibility blue dial
- Fluid expansion chamber for temperature fluctuations
- Surface mount with push button removal for quick storage and security
- Adjustable compensators
- Sapphire jewel and hardened steel pivot movement
- Movable sun shield
- Self adhesive mounting tabs
- Compact low profile design
- 12 volt green lighting
- Five year warranty



BLA Code
232072

Accessories:

- 232404 Replacement light

Ritchie® Compass

- Angler Bracket Mount

Small powerboat compass.

Features:

- 70mm direct read high visibility blue dial
- Movable sun shield
- Adjustable compensators
- 12 volt green lighting
- Thumb-screws for ease of adjustment and removal
- Fluid expansion chamber for temperature fluctuations
- Sapphire jewel and hardened steel pivot movement
- Five year warranty



BLA
Code
232074

Accessories:

232404 Replacement light



Ritchie® Compass

- Voyager Flush Mount

Suitable for runabouts and small yachts.

Features:

- 75mm CombiDamp (front and back read) dial
- Sapphire jewel and hardened steel pivot movement
- Adjustable compensators
- Movable sun shield
- Fluid expansion chamber for temperature fluctuations
- 12 volt green NiteVu™ lighting
- Internal gimbals allow 45° heel
- Five year warranty



232092

232093

BLA Code	Colour
232092	Black
232093	White

Accessories:

232406 Replacement light




Ritchie® Compass

- Voyager Surface Mount

Suitable for runabouts and small yachts.

Features:

- 75mm CombiDamp (front and back read) dial
- Fluid expansion chamber for temperature fluctuations
- Surface mount with push button removal for quick storage and security
- Adjustable compensators
- Sapphire jewel and hardened steel pivot movement
- Compact low profile design
- 12 volt green lighting
- Movable sun shield
- Five year warranty



BLA
Code
232090

Accessories:

232406 Replacement light



Ritchie® Compass

- Voyager Bracket Mount

Suitable for runabouts and small yachts.

Features:

- 75mm CombiDamp (front and back read) dial
- Movable sun shield
- Sapphire jewel and hardened steel pivot movement
- Fluid expansion chamber for temperature fluctuations
- Internal gimbals allow 45° heel
- 12 volt green NiteVu™ lighting
- Adjustable compensators
- Five year warranty



BLA
Code
232094

Accessories:

232406 Replacement light
232484 Replacement bracket
232490 Pair of replacement thumb screws

Ritchie® Compass - PowerDamp Helmsman Flush Mount

Suits sail and motor vessels.

Features:

- 95mm PowerDamp (back read) dial
- Fluid expansion chamber for temperature fluctuations
- Internal gimbals allow up to 45° fore and aft pivot and up to 90° heel
- Also available in zone 1 to suit North America, Europe and Asia
- Sapphire jewel and hardened steel pivot movement
- 12 volt green NiteVu™ lighting (232118 is 24 volt)
- Movable sun shield
- Adjustable compensators
- Optional cover
- 45° lubber lines
- Five year warranty

BLA Code	Colour
232112	Black
232115	White
232118	Black (24V)

Accessories:

- 232406 Replacement light
232436 Compass cover - white



Ritchie® Compass - CombiDamp Helmsman Flush Mount

Suits sail and motor vessels.

Features:

- 95mm CombiDamp (front and back read) dial
- Sapphire jewel and hardened steel pivot movement
- Fluid expansion chamber for temperature fluctuations
- Internal gimbals allow up to 45° fore and aft pivot and up to 90° heel
- 12 volt green NiteVu™ lighting
- Movable sun shield
- Optional cover
- Adjustable compensators
- 45° lubber lines
- Five year warranty

BLA Code
232114

Accessories:

- 232406 Replacement light
232436 Compass cover - white



SOLAS Approved

Ritchie® Compass - Helmsman Bracket Mount

Suits sail and motor vessels.

Features:

- 95mm CombiDamp (front and back read) dial
- Internal gimbals allow up to 45° fore and aft pivot and up to 90° heel
- Sapphire jewel and hardened steel pivot movement
- Fluid expansion chamber for temperature fluctuations
- Movable sun shield
- 45° lubber lines
- 12 volt green NiteVu™ lighting
- Adjustable compensators
- Optional cover
- Five year warranty

BLA Code
232130

Accessories:

- 232406 Replacement light
232436 Compass cover - white



Ritchie® Compass - PowerDamp Navigator Flush Mount

Suits sail or motor vessels.

Features:

- 115mm PowerDamp (back read) dial
- Sapphire jewel and hardened steel pivot movement
- Internal gimbals allow unrestricted fore and aft pivot and up to 90° heel
- Adjustable compensators
- Movable sun shield
- 12 volt green NiteVu™ lighting
- 45° lubber lines
- Optional cover
- Five year warranty

BLA Code	Colour
232162	Black

Accessories:

- 232414 Replacement light
232456 Compass cover - white



Ritchie® Compass - CombiDamp Navigator Flush Mount

Suits sail or motor vessels.

Features:

- 115mm CombiDamp (front and back read) dial
- Sapphire jewel and hardened steel pivot movement
- Internal gimbals allow unrestricted fore and aft pivot and up to 90° heel
- 12 volt green NiteVu™ lighting
- Optional cover
- Adjustable compensators
- Movable sun shield
- 45° lubber lines
- Five year warranty

BLA Code	Colour
232170	Black

Accessories:

- 232414 Replacement light
232456 Compass cover - white



Ritchie® Compass Cover

Cover to suit Helmsman and Navigator Compasses.



232436

BLA Code	To Suit
232436	Helmsman
232456	Navigator



Ritchie® Compass - Navigator Bulkhead Mount

Ritchie's Bulkhead Mount compasses give you good visibility without tangling the lines; suits sail or motor vessels.

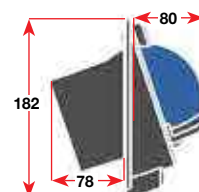
Features:

- 114mm Ritchie® CombiDial and built-in Clinometer
- Internal gimbal systems for maximum stability during adverse pitch and roll conditions
- Sapphire jewel and hardened steel pivot dial movement
- Built-in compensators to easily adjust for deviation
- 45° lubber lines
- Exclusive dual built-in 12 volt NiteVu™ lighting
- Fibreglass reinforced bowl
- Easily installed, fits 146mm mounting hole
- Five year warranty

BLA
Code
232176

Accessories:

232414 Replacement light

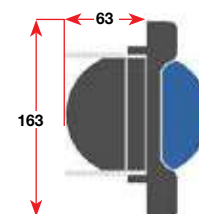


Ritchie® Compass - Venture Bulkhead Mount

The Venture Bulkhead Mount compass is designed primarily for sailboats 4.8m to 10.6m in length.

Features:

- 93mm CombiDial
- 12/24 volt blue LED night lighting
- 118mm to 122mm mounting hole
- Vertical mounting angle through 40°
- Clinometer (INC-45) included
- Steady quick lock-on performance
- Protective cover included
- SOLAS approved
- Five year warranty



BLA
Code
232140

BLA Compass - 100 Series Bracket Mount

A sleek, low profile compass for the compact console. Very small base area for limited space applications. Dash or console mount options.

Features:

- 38mm apparent card
- Adjustable compensators
- Vibration dampened capsule
- Bracket or adhesive pad mounts
- Multi-adjustable base plate



Console Mount



Dash Mount



BLA Code	Colour	Height mm	Width mm	Depth mm
231500	Black	60	58	62
231502	White	60	58	62

BLA Compass

- 150 Series Bracket Mount

The ideal economical compass for runabouts, bass and bream boats, and all sports fishing boats.

Features:

- 50mm apparent card diameter
- Highly accurate, 5° graduation marks
- Vibration dampened
- Adjustable compensators



BLA Code	Colour	Height mm	Width mm	Depth mm
231510	Black	74	86	63
231516	White	74	86	63

BLA Compass

- 200 Series Bracket Mount

Easy to install, and suitable for most small craft for fresh or saltwater operation.

Features:

- 65mm apparent card diameter
- 2° accuracy, marked in 5° graduations
- Adjustable compensators
- Jewelled pivot movement assembly
- Individually balanced dials for precision
- 12 volt red illumination
- Adjustable sun visor



BLA Code	Colour	Height mm	Width mm	Depth mm
231530	Black	136	113	94
231532	White	136	113	94

Marine Town® Clocks and Barometers - Porthole

Traditional porthole style, polished, solid cast brass housing. Both clock and barometer feature bevelled glass and white face with black lettering, the clock being shown in 24 hour Arabic characters. Precision Japanese movement. The battery, time and barometric setting can all be changed without removing the instrument from the bulkhead or wall.



BLA Code	Description	Face Dia. mm	Base Dia. mm
231010	Clock	117	186
231011	Barometer	117	186
231014	Clock	147	220
231015	Barometer	147	220

Marine Town® Clocks and Barometers - Brass

Contemporary styled, polished, solid cast brass housing. Instrument face is white with black lettering, the clock being shown in 24 hour Arabic characters. Precision Japanese movement.



BLA Code	Description	Face Dia. mm	Base Dia. mm
231020	Clock	80	116
231021	Barometer	80	116
231024	Clock	134	185
231025	Barometer	134	185

Clocks, Tide Clocks and Barometers - Hinged

Quality range of clocks, barometers and tide clocks featuring hinged opening face with high quality, precision movements. All instruments feature beveled glass lens, clear contrasting lettering and easy adjustment. Advanced PVD surface treatment with Zirconium plating ensures maximum surface life and lustre. Supplied with mounting hardware and one AA battery for quartz clocks.

N.B. The tide clock is best suited to the east coast of mainland Australia, Tasmania and New Zealand. For all other areas the tide mechanism will require more regular calibration to maintain accuracy.



231030



231032



231034

BLA Code	Description	Face Dia. mm	Base Dia. mm
231030	Clock	105	150
231032	Tide clock	105	150
231034	Barometer	105	150

Clocks, Tide Clocks and Barometers - Enclosed

Quality range of clocks, barometers and tide clocks with enclosed face and high quality, precision movements. All instruments feature beveled glass lens, clear contrasting lettering and are easily removed from their mount for adjustment. Advanced PVD surface treatment with Zirconium plating ensures maximum surface life and lustre while the 'O' ring seal enables outdoor mounting. Supplied with mounting hardware and one AA battery for quartz clocks.

N.B. The tide clock is best suited to the east coast of mainland Australia, Tasmania and New Zealand. For all other areas the tide mechanism will require more regular calibration to maintain accuracy.



231040



231042



231044



231072

BLA Code	Description	Face Dia. mm	Base Dia. mm
231040	Clock	95	150
231042	Tide clock	95	150
231044	Barometer	95	150
231064	Clock	125	180
231072	Barometer and thermometer	125	180

Binoculars - 7 x 50

Quality, budget binoculars for marine and general use. Multi-coated optics for clear viewing over a wide range of light conditions. Centre focusing provides quick and easy use with dioptic setting for additional eye focus. Tough, black outer body with tactile grip and flexible eye pieces for comfortable operation. Includes carry case, strap and soft tactile lens covers.

Features:

- Lens magnification: x7
- Front lens diameter: 50mm
- Field angle: 7°
- Field of view: 123m at 1000m



BLA
Code
235512

Waterproof Binoculars - 7 x 50

Quality waterproof, fog proof and nitrogen filled floating binoculars with internal range finder. High definition 'BAK4' multi-coated lenses for optimum performance over a wide range of light conditions, from high glare water shimmer to low light twilight conditions. Individual right and left dioptic adjustment for crisp, clear viewing. Tough black and yellow rubberised tactile outer body with soft flexible eye pieces for safety and comfort. Supplied with rugged carry case, floating neck strap, cleaning cloth and soft lens covers.

Features:

- Internal range finder
- Lens magnification: x7
- Front lens diameter: 50mm
- Field angle: 6.6°
- Field of view: 123m at 1000m



BLA
Code
235516

Ships Bells

Beautifully crafted, solid cast bronze bells with heavy duty bronze fixing brackets and dome nut. The **231110** complies with Survey requirements with certification available on request.



231104



231108

BLA Code	Dia. mm	Height mm	Front to Back mm
231104	100	130	130
231108	150	160	178

Weather Station

Classic three in one weather station features a clock, barometer and thermometer with 62mm face diameters mounted on a polished timber board. The separate dials have easy to read black numbers and detail. 330mm long x 115mm wide.



BLA
Code
231080