







BRUSH SETS

1001		12 VOLT brushes, holder, end cap set	Suits: OMC with american bosch/united tech starter B4, B40, B62, B66, B78, B83, B109, B115
1002		12 VOLT brushes, holder, end cap set	Suits: OMC with american bosch/united tech starter B36, B109
1005		12 VOLT brushes, holder, end cap set	Suits: Mercury with american bosch/united tech starter B3, B5, B22, B115
1019		12 VOLT brushes, holder, end cap set	Suits: Chrysler with american bosch/united tech starter B10
1023		12 VOLT brushes, holder, end cap set	Suits: Mercury with american bosch/ united tech starter B11, B15, B70, B79, B81
7500		12 VOLT brush set only	Suits: Various American Bosch models shown below. B3, B4, B10, B11, B13, B15, B19, B21, B22, B28, B32, B40, B51, B62 B66, B78, B79, B81, B103, B109, B114, B115, B117, B129








DRIVE COMPONENTS

5001		Drive Bendix CCW 19 Tooth	Suits: Kawasaki, Yamaha, Polaris PWC using U23, U26, U35 starters Kawasaki: 13101-3706 Yamaha: 6M6-8183E-00-00
5002		Drive Gear CCW 8 Tooth OD: 27.2mm ID: 12.1mm	Suits: various Mercury 75 - 300hp 2 stroke (B3, B15, B22, B79, B129) OMC 150 -235hp from 1977-1995 (B3) Mercury: 13310T1, 75660 OMC: 387683
5003		Drive Gear CCW 9 Tooth OD: 35.8mm ID: 12.9mm	Suits: OMC 20hp - 75hp (B36, B39, B40, B78, B115) OMC: 384781
5004		Drive Gear CCW 9 Tooth OD: 36.45mm ID: 12.19mm	Suits: OMC 20hp - 75hp (B36, B39, B40, B78, B115) Note: 2 piece rubber friction clutch version OMC: 586101
5005		Drive Gear CCW 10 Tooth OD: 32mm ID: 13mm	Suits: OMC V4 85 - 140hp (B62, B66) Mercury outboards using B5, B11, B13, B31, B70, B170 starters Mercury: 68575 3 OMC: 385949
5006		Drive Gear CCW 10 Tooth OD: 32mm ID: 12.2mm	Suits: OMC V4 85 - 140hp (B62, B66) OMC 9.9-15hp 4 stroke from 1995 - 2001 (B103) OMC 25 - 35hp 3 cyl from 1996 - 2001 (B104) Note: 2 piece rubber friction clutch version OMC: 586100
5007		Drive Gear CCW 11 Tooth OD: 42.9mm ID: 12.9mm	Suits: OMC 25-40hp starters (B109) OMC: 341648
5008		Drive Gear CCW 9 Tooth OD: 29mm ID: 11.9mm	Suits: Mercury 9.9hp - 40hp 4 strokes (B111, B114, B118) Yamaha 25hp - 40hp 4 strokes (B111, B114, B132) Evinrude E-TEC 15hp - 90hp from 2004 - 2012 (B147) Mercury: 68575 2, 891754T Yamaha: 65W-81807-00

DRIVE COMPONENTS

5009		<p>Drive Gear</p> <p>CCW</p> <p>10 Tooth</p> <p>OD: 40mm</p> <p>ID: 12.9mm</p>	<p>Suits:</p> <p>Chrysler 20hp - 35hp from 1972 - 1984 (B82)</p> <p>Force 25hp - 35hp from 1986 - 1996 (B82)</p> <p>Chrysler: F15150</p>
5010		<p>Drive Gear</p> <p>CCW</p> <p>10 Tooth</p> <p>OD: 23.7mm</p> <p>ID: 10.6mm</p>	<p>Suits:</p> <p>Mercury 2 stroke USA 8hp - 25hp from 1984 - 2003 (B53)</p> <p>Mercury: 96562</p>
5011		<p>Drive Gear</p> <p>CCW</p> <p>11 Tooth</p> <p>OD: 42.6mm</p> <p>ID: 12.9mm</p>	<p>Suits:</p> <p>Chrysler 35hp - 55hp from 1967 - 1984 (B51)</p> <p>Force: F15182</p>
5012		<p>Drive Gear</p> <p>CW</p> <p>11 Tooth</p> <p>OD: 29.8mm</p> <p>ID: 12.1mm</p>	<p>Suits:</p> <p>Mercuriser, Volvo Penta PMGR offset starter (A)</p> <p>Delco: 10475616</p>
5013		<p>Drive Gear</p> <p>CW</p> <p>11 Tooth</p> <p>OD: 29.3mm</p> <p>ID: 12.1mm</p>	<p>Suits:</p> <p>Mercuriser, Volvo Penta PMGR inline bolt starter (C)</p> <p>Mercury: 811896</p>
5014		<p>Drive Gear</p> <p>CCW</p> <p>9 Tooth</p> <p>OD: 28.6mm</p> <p>ID: 12.2mm</p>	<p>Suits:</p> <p>Mercury 35hp 1965- 69, 40hp 1978 - 83, 50hp 1965 - 75 (B4)</p> <p>Mercury: 57380</p>
5015		<p>Drive Gear</p> <p>CCW</p> <p>9 Tooth</p> <p>OD: 29.2mm</p> <p>ID: 13mm</p>	<p>Suits:</p> <p>Chrysler 70hp - 140hp from 1965 - 1984 (B10)</p> <p>Force 70hp - 150hp from 1983 - 1997 (B10)</p> <p>Chrysler: F15118</p> <p>Force: 819222A1</p>
5016		<p>Drive Gear</p> <p>CCW</p> <p>9 Tooth</p> <p>OD: 28.8mm</p> <p>ID: 12.3mm</p>	<p>Suits:</p> <p>Force 75hp - 120hp from 1998 - 1999 (B28)</p> <p>Mercury: 820583</p>

DRIVE COMPONENTS

5017		Drive Gear CCW 10 Tooth OD: 31mm ID: 12.2mm	Suits: Mercury 35hp - 40hp 2 cyl from 1980 - 1987 (B83) Mercury: 43076
5018		Drive Gear CCW 9 Tooth OD: 21.6mm ID: 9.7mm	Suits: Mercury 115hp - 225hp from 1978 - 2005 (B81) Optimax 135, 150, 200, 225 from 1998 - 1999 (B112) Mercury: 86177
5019		Drive Gear CCW 13 Tooth OD: 38.1mm ID: 13.1mm	Suits: Force 40hp - 50hp from 1992 - 1999 (B21, B32) Force: 811902
5020		Drive Gear CCW 9 Tooth OD: 28.7mm ID: 12.1mm	Suits: Yamaha 60-70hp 2 Stroke from 1984 - 2010 (HIT86) Yamaha 40-50hp 2 Stroke from 1984 - 1988 (HIT134) Yamaha: 6H3-81807-10
5021		Drive Gear CCW 9 Tooth OD: 28.7mm ID: 12.5mm	Suits: 115hp - 200hp 2 stroke from 1991 - 2010 (HIT88) Yamaha: 6N7-81807-00
5022		Drive Gear CCW 11 Tooth OD: 33.5mm ID: 12mm	Suits: Various 9.9hp - 50hp 2 stroke from 87 - 11, F9.9 from 2010 up (HIT131) 2 cyl 25hp - 30hp 2 stroke from 1984 - 2018 (HIT85) 2 cyl 40hp 2 stroke from 1990 - 1997 (HIT85) F15 from 2008 up, F20 from 2008 up (HIT125) Yamaha: 689-81807-12
5999		Stationary Gear	Suits: Delco Remy PG260 gear reduction starters Delco: 10450720