



SEATS & ACCESSORIES

Introduction to Seats and Accessories	416
Helm Seats	417
Pilot Seats	419
Upholstered Seats	420
Deluxe Fold Down and Flip Back Seats	421
Flip Up and Fold Down Seats	422
First Mate Seats	424
Moulded Seats and Upholstery Sets	426
Bay Seats and Cushions	428
Adjustable Seat Pedestals	429
Chair Slides	432
Plug-in Pedestals	433
Seat Swivels and Seat Bases	434



A blue product code or the appearance of this logo indicates the product requires special ordering. Please contact BLA on **1300 252 725** for information on these products.

Seats & Accessories

Our boating chairs or seats are one of the most utilised parts of our boats, yet we quite often don't put much thought into which seat will best suit our needs.

Factors such as your budget, the boat size, whether the boat will be parked under cover or outside, how much use your boat gets and the interior or exterior positioning of the seat are just some of the factors that can enter into the equation when you are making your decision on what to choose. BLA offers the discerning boater a wide variety of options that cater for the majority of your boating needs.

Many of these seating options include slight variations or options that have been added to traditional designs that can improve the quality or comfort of the seat significantly. For example the addition of an upholstered pillow to a standard plastic seat can add to the comfort, while fitting a sliding bracket base mount can alter the position of the seat providing an easier steering location.

The material that a seat is made of will affect the life of the product; it therefore pays to choose a product that offers a type of U.V. stabilised material. A good example of this material would be the U.V. stabilised polypropylene that BLA uses in many of its chairs in conjunction with the marine grade vinyl. Both of these products will ensure that you will get the most out of your chair whether you intend using it in an indoors or outdoors environment.

If you intend purchasing a boat from a boat yard or even one that is being custom built for you. It can be a good idea to ask the question about your seating options as they will be able to install seats and positions that best suit your usage and requirements.

Vinyl Upgrade: BLA have upgraded many of the seats in the range with new marine vinyls and fabrics, designed especially for the marine and RV markets. The marine upholstery collection offers premium, top of the line weather-resistant marine-grade vinyl and fabrics.

Optimal U.V. and mildew protection helps extend the lifetime of the upholstery. BLA offers many styles, patterns, textures and designs. From comfort to performance, BLA has you're seating solutions covered.

**UPGRADED
VINYL**



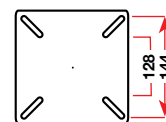
BLA can provide customised seating solutions (examples pictured) for your build or buying group requirements. Contact BLA on 1300 252 725 for more information.

Matching Seats, Pedestals, Slides and Swivels

The seating products detailed in this catalogue have a variety of mount hole patterns. Matching seats with pedestal slides and swivels is an important consideration for safe, easy to install seating. The seat to pedestal, slide or swivel mount hole pattern for the majority of seats, pedestal slides and swivels detailed in this catalogue fall into two basic patterns – 'standard mount hole pattern' and 'slide mount hole pattern'. To simplify product selection we show mount hole pattern icons on all products that have these hole patterns. Some seats, pedestals and slides incorporate both these hole patterns, so they can inter-fit with either hole pattern. These products are displayed with a combined icon – 'standard and slide mount hole pattern'.

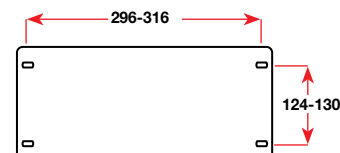
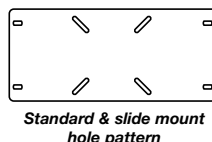

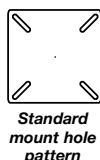
Standard mount hole pattern:

This is the most commonly used hole pattern for mounting marine seats. Pedestals, slides and swivels using this hole pattern have four slots in a cross pattern for screws up to 6mm (¼") with centres between 128mm and 144mm.



Slide mount hole pattern:

This hole pattern is generally used on larger seats and those designed to accept a seat slide, and is the hole pattern of all pedestal mount seat slides listed in this catalogue. The hole pattern accommodates screws up to 6mm (¼") with athwartship hole centres of 124mm to 130mm and fore and aft hole centres of 296mm to 316mm.



Helm Seat - Premium Offshore

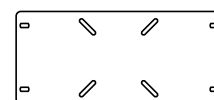
The Offshore seat has been purposely designed with comfort and style to suit helm stations on today's modern boats. Features luxurious U.V. stabilised satin look marine grade material and a full aluminium frame with padded armrests to compliment the design.



181260

181262


BLA Code	Description	Height mm	Width mm	Depth mm
181260	Grey/charcoal	680	590	700
181262	White/black	680	590	700



Standard & slide mount
hole pattern

Helm Seat - Sportsman

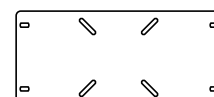
The Sportsman helm seat with its deep bucket and stylish lines suits today's modern styled runabouts. Features luxurious U.V. stabilised marine grade material and firm resilient foam on a roto-moulded frame.



181270

181272

BLA Code	Description	Height mm	Width mm	Depth mm
181270	White/blue piping	475	520	550
181272	Grey/charcoal piping	475	520	550



Standard & slide mount
hole pattern

Helm Seats - Jea High Backed

Quality high back chair finished in attractive two colour heavy duty U.V. stabilised marine grade vinyl. Deep foam padding wrapped around a heavy duty blow moulded shell provides excellent body support and comfort in all conditions. Large front bolster flips up via parallel hinges to create additional seating height or solid leaning support when standing to steer. Available in two upholstery options, pewter with dark silver trim and black with grey trim.

Features:

- Heavy duty marine grade vinyl over plush foam padding
- Bolster flips up for leaning position



181258



181256

BLA Code	Description	Height mm	Width mm	Depth mm
181256	Black seat with grey trim	670	580	700
181258	Pewter seat with dark silver trim	670	580	700



Slide mount hole pattern

Helm Seats - Ocean

Innovative fully upholstered seat, based on a rotationally moulded polyethylene shell, with marine grade heavy duty carbon look vinyl over plush foam padding. The front thigh support is hinged, allowing it to be flipped up, offering the helmsperson additional seating height or lean against standing support for greater visibility, comfort and safety. For additional storage a pouch with elasticised top is incorporated in the seat back. The shell and flip up mechanism may also be purchased separately (181218) for those wanting to custom upholster.



181218



Storage pouch



181211




181213



181215



BLA Code	Description	Height mm	Width mm	Depth mm	Mount Screws Gauge
181211	Blue/white	570	520	530	14 r/h
181213	Grey/black	570	520	530	14 r/h
181215	Black/white	570	520	530	14 r/h
181218	Shell with flip up mechanism	560	510	520	14 r/h



Slide mount hole pattern

Deluxe Sport Seats - Flip Up


Contoured bucket seat design providing excellent back and side body support for long periods at the helm. Plush foam padding covered U.V. stabilised marine grade carbon look material. Robust aluminium frame for longevity. The front thigh bolster incorporates heavy duty hinges, allowing it to be flipped up, providing the helmsperson additional seating height or solid leaning support when standing for greater visibility, comfort and safety.

Features:

- Deluxe sport flip up
- U.V. stabilised carbon look material
- Bolster flips up for leaning position
- Robust aluminium frame



BLA Code	Description	Height mm	Width mm	Depth mm
181247	White/blue	580	510	410
181249	White/black	580	510	410
181251	Silver/grey	580	510	410



Slide mount hole pattern

Pilot Chair - Royalita Deluxe

A high quality luxuriously upholstered premium chair finished in a breathable Markilux fabric with attractive and stylish stitching highlights. Uses a sturdy internal roto-moulded polyethylene shell for outstanding body support and comfort in all conditions. Features front flip up bolster for higher seating position and support while standing.

Finished in comfortable yet hard wearing marine Markilux fabric covering plush deep foam padding. Markilux provides a number of unique qualities over vinyl, including:

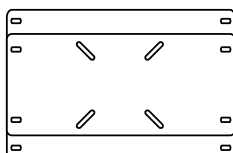
- Breathable so it feels more comfortable
- Dark colours do not burn on contact
- Does not become slippery with water or perspiration
- Ability to include intricate stitching highlights

BLA Code	Height mm	Width mm	Depth mm
181230	780	560	630



Pedestal Mount Chair Slide

Royalita pre-drilled pedestal mount with chair slide to suit 73mm O/D post. Powder coated cast alloy swivel pedestal top, extruded alloy slide track and front lever operated slide adjustment locking mechanism.



BLA Code	Height mm	Width mm	Depth mm	Mount Holes mm
183005	120	265	340	8 r/h


Pilot Seats

Luxuriously upholstered seats that provide optimum seating comfort. Front bolster flips up via parallel hinging for higher seating position, ideal when boat is climbing onto the plane, or for lean to support when it is necessary to stand and steer.

Manufactured with a sturdy roto-moulded polyethylene shell, alloy flip up mechanism and stainless steel fastenings for saltwater durability. The shell and flip up mechanism may also be purchased separately for those wanting to custom upholster.

Features:

- Canvas breathes so it feels more comfortable
- Dark canvas exposed to hot sun does not burn on contact like vinyl
- The Teflon coating repels water, dirt and oil
- Canvas does not become slippery with water or perspiration



Slide mount hole pattern

BLA Code	Description	Height mm	Width mm	Depth mm	Mount Screws Gauge
181224	White vinyl seat with navy trim	520	560	550	14 r/h
181228	Shell only with bolster	520	560	550	14 r/h

Upholstered Seats - Deluxe

Generously sized, weather/mildew resistant and finely finished in heavy duty marine vinyl. The deluxe upholstered seats feature sewn and welded seams, firm high density foam and corrosion resistant powder coated aluminium back supports. Separately purchased arm rests are available in matching frame and vinyl colours. Rigid moulded plastic back and base chassis with moulded in well nuts for secure mounting.



181488



181494

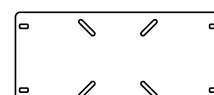
181484

BLA Code	Vinyl Colour	Frame Colour	Height mm	Width No Arms mm	Width with Arms mm	Depth mm	Mount Screws UNC
181484	White	White	485	490	730	620	1/4" r/h
181488	Blue	Grey	485	490	730	620	1/4" r/h

Accessories:

181494 Optional arm rests, white vinyl, white frame

181498 Optional arm rests, blue vinyl, grey frame



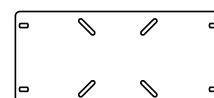
Standard & slide mount
hole pattern

Helm Chairs - Deluxe

Solidly constructed helm seat with arm rests for inshore or offshore use when mounted to an appropriate base or pedestal. Generously proportioned and padded with 100mm thick high density seat padding for comfort over long distances and rough conditions. Polished aluminium back and arm rest supports. Reinforced rigid plastic moulded base with four well nuts for solid fastening in standard mount hole pattern. Also accepts slide hole pattern.



BLA Code	Height mm	Width mm	Depth mm	Mount Screws Gauge
181504	480	605	550	14



Standard & slide mount
hole pattern


Pilot Seats - Deluxe Ladder Back

Well built ladder back design helm chair for piloting in comfort. The luxuriously padded seat and back cushions with the contoured polypropylene arm rests minimises fatigue during a hard day on the water. Manufactured of U.V. stabilised leather look material. Polypropylene and anodised aluminium with a conveniently located grab handle moulded to the back of the chair. The cushion is securely snapped to the base and can be easily removed for cleaning. Generous dimensions provide comfortable seating for all size skippers. White in colour. Use **183003** to mount seat to pedestals.



181922

BLA Code	Description	Height mm	Width mm	Depth mm	Mount Screws Gauge
181922	White	540	560	710	14 r/h



183003



Slide mount hole pattern

Accessories:

183003 Mount adaptor plate - alloy

Deluxe Premier Fold Down Seats

The Deluxe Premier seat is installed by leading boat builders worldwide. It features detailed deluxe U.V. stabilised marine grade vinyl with thick plush moulded rebounding foam padding. The high back support adds extra comfort with the convenience of a mesh pocket. Supplied with non-corroding polypropylene base and pinchless hinge technology for added safety.



Storage pouch



181201



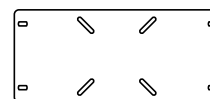
181203



181205



BLA Code	Vinyl Colour	Height Up mm	Height Folded mm	Width mm	Depth mm	Mount Screws UNC
181201	Grey/grey	560	290	435	500	1/4" r/h
181203	White/blue	560	290	435	500	1/4" r/h
181205	Black/white	560	290	435	500	1/4" r/h



Standard & slide mount hole pattern

Flip Back Seat

A fully upholstered seat with flip back rest for facing forward or backward seating positions. Ideal for multi-purpose boats where forward travelling seating is required as well as back facing seating for observing lures, skiers and similar. The styling also allows side by side installation for twin or multiple bench style seating. Aluminium flip mechanism and U.V. stabilised marine grade white vinyl. The shell can be purchased separately (181240) for those wanting to custom upholster.



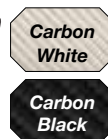
181236



181238



181237



BLA Code	Description	Height mm	Width mm	Depth mm
181236	White	520	485	635
181237	Grey/charcoal	520	485	635
181238	White carbon/black carbon	520	485	635
181240	Shell only no upholstery	520	485	635



Slide mount hole pattern


Flip Up Seat

A truly versatile seat particularly suited to sports cruisers and sport fishing boats. Flip back rest for forward and backward facing seating positions. Flip up seat bolster for seated or supported standing positions. Supplied with luxurious U.V. stabilised marine grade satin look material over high density plush moulded foam.



BLA Code	Height mm	Width mm	Depth mm
181242	655	545	675

UPGRADED VINYL



Slide mount hole pattern

Fold Down Seat - High Back

Thick polyurethane foam padded high back folding seat, ideal for runabouts and small fishing boats. The high back design provides extra support to make long days on the water more comfortable. To ensure longevity, internal frames are heavy walled high impact resistant plastic and the base has moulded in well nuts for fastening security. Finished in two tone grey and charcoal luxury U.V. stabilised marine grade vinyl.

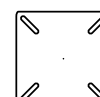
Charcoal

Grey

BLA Code	Height Up mm	Height Folded mm	Width mm	Depth mm	Mount Screws UNC
181192	545	330	425	540	1/4" r/h



UPGRADED VINYL



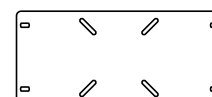
Standard mount hole pattern

Fold Down Seat - High Back with Arm Rests

A fully padded high back folding seat ideal for inshore or offshore use. The moulded seat back and base coupled with deep upholstery provide excellent body support and comfort over long distances and for all conditions. Removable arm rests provide additional comfort and stability when under way. Finished in attractive heavy duty marine grade white vinyl, featuring sewn and welded seams with attached back storage pocket. The heavy duty plastic base includes four well nuts in standard hole mount pattern for secure and solid fastening.



BLA Code	Height mm	Width mm	Depth mm
181914	690	550	580



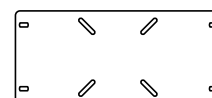
Standard & slide mount hole pattern

Fold Down Seat - Medium Back

A fully padded folding seat ideal for inshore or offshore use. Deep shaped upholstery provides excellent body support and comfort in all conditions and over long distances. Finished in attractive heavy duty marine grade white and grey vinyl featuring sewn and welded seams with attached back storage pocket. The moulded seat back provides excellent support while the base includes four well nuts in standard hole mount pattern for secure and solid fastening.



BLA Code	Vinyl Colour	Height mm	Width mm	Depth mm
181355	White/grey	590	500	500



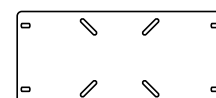
Standard & slide mount hole pattern

Fold Down Seats - Venus

Padded folding seat with great aesthetic appeal suitable for a wide range of boating applications. Shaped upholstery provides excellent body support and comfort in all conditions and over long distances. Finished in heavy duty marine grade vinyl and available in two attractive colour combinations featuring sewn seams to suit almost any boat interior. The moulded seat back provides excellent support while the base includes four well nuts in standard hole mount pattern for secure and solid fastening.



BLA Code	Vinyl Colour	Height mm	Width mm	Depth mm
181348	White/tan	500	490	380
181350	White/charcoal	500	490	380



Standard & slide mount hole pattern

Fold Down Seat - Economy

High impact resistant moulded plastic interior frame. U.V. stabilised marine grade light grey vinyl with feature seams, thick polyurethane foam padding, sturdy aluminium hinges, zinc plated staples and fastenings combined with compact classic styling, to deliver a smart appearance seat at an economical price. Moulded in well nuts in base ensure secure fastening. Mount screws included.



BLA Code	Height Up mm	Height Folded mm	Width mm	Depth mm	Mount Screws UNC
181190	450	300	410	460	1/4" r/h



Standard mount hole pattern

First Mate Seats - Upholstered Pads

Compact padded seating. Single piece moulded polyshell in grey textured finish. Vinyl upholstered pad inserts for additional comfort. Also available without padding (**181334**).



181330

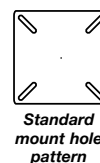


181328



181334

BLA Code	Padded	Vinyl Colour	Height mm	Width mm	Depth mm	Mount Screws Gauge
181328	Yes	Grey	375	435	490	8 r/h
181330	Yes	Blue	375	435	490	8 r/h
181334	No	N/A	375	435	490	8 r/h



First Mate Seats - Fully Upholstered

An economical fully upholstered seat. One piece moulded polyshell. Features U.V. stabilised marine grade vinyl and foam padding.



181320

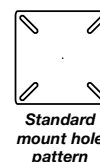


181322



181325

BLA Code	Vinyl Colour	Height mm	Width mm	Depth mm	Mount Screws Gauge
181320	Grey/charcoal	400	465	490	8 r/h
181322	Blue/white	400	465	490	8 r/h
181325	Blue/grey	400	465	490	8 r/h



Crew Fold Down Seats

Fold down low rise back rest. Available as shell only or with upholstered inserts. Thermo plastic mouldings with non corrosive hinge and mount fastenings. Press stud securing strap to hold seat back in down position.



181402

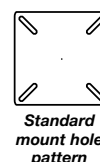


181400



181390

BLA Code	Padded	Shell Colour	Vinyl Colour	Height Up mm	Height Folded mm	Width mm	Depth mm	Mount Screws Gauge
181390	No	Grey	n/a	395	270	530	500	8 r/h
181400	Yes	Grey	Grey	395	270	530	500	8 r/h
181402	Yes	Grey	Grey/charcoal	395	270	530	500	8 r/h



Navigator Fold Down Seats

Detailed upholstery and moulded foam padding, coupled with a deep contoured shell, have combined to produce a seat with a high level of comfort and aesthetic appeal, at a modest price. Tough injection moulded shell has an integral moulded pinch free hinge with self-locking mechanism to hold the fold down back rest in the upright position.

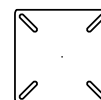


181340



181342

BLA Code	Colour	Height Up mm	Height Folded mm	Width mm	Depth mm	Mount Screws mm
181340	Black/grey	455	335	450	550	6 r/h
181342	Navy/off white	455	335	450	550	6 r/h



Standard mount hole pattern

Skipper Fold Down Seats - Upholstered Pads

Fold down, grey U.V. stabilised, injection moulded seat with deep rolled front edge for comfortable support. Universal mounting pattern to suit most popular swivels and pedestals. Friction type lock down for seat back. Vinyl upholstered pad inserts on seat and back for added comfort. Welded feature upholstery seams.



181110

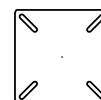


181112



181114

BLA Code	Vinyl Colour	Height Up mm	Height Folded mm	Width mm	Depth mm	Mount Screws Gauge
181110	Grey	450	200	500	480	8 r/h
181112	Blue	450	200	500	480	8 r/h
181114	Teal	450	200	500	480	8 r/h



Standard mount hole pattern

Swivel Fold Down Seats - Quick Disconnect

Australian made quick disconnect seat manufactured especially for the fisherman with car topper or tinnie, who wants big boat comfort with the convenience of a removable seat. The seat features a quick connect/disconnect 360° swivel that requires no lubrication and will not rust. Removal or connection of the seat is simply push on, or push release and slide off. The seat's inherent flex properties absorb shock, reducing seating fatigue. It's weather resistant qualities assure long life in any marine environment. The fold down back allows this compact seat to store easily for transportation or when a boat cover is applied. Available as a shell only for super long durability, even in permanent exposure, or for those wanting added comfort, models with upholstered inserts pre-installed are available. Additional padded upholstery sets are also available, purchased separately. Seat is not intended for pedestal mounting.



181006



181020



181022



181016

BLA Code	Padded	Vinyl Colour	Height Up mm	Height Folded mm	Width mm	Depth mm	Mount Screws Gauge
181006	No	n/a	455	220	465	470	6 r/h
181020	Yes	Grey	455	220	465	470	6 r/h
181022	Yes	Blue	455	220	465	470	6 r/h

Standard Inclusions:

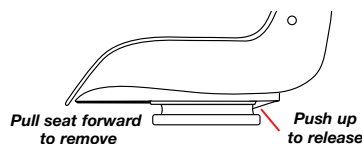
181016 Mount base

Accessories

181074 Cushion set to suit 181006 - blue/light grey/white

181084 Cushion set to suit 181006 - blue/white

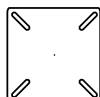
181086 Cushion set to suit 181006 - charcoal/grey



Standard mount hole pattern

Skipper Fold Down Seat

Two piece U.V. stabilised injection moulded seat with fold down back. Heavy gauge wall thickness. Ample base reinforcement ribs and substantial screw attachments, coupled with a weather resistant material, have been combined to provide a tough seat that can handle permanent exposure in the marine environment. The deep rolled front edge and inherent flex properties reduce extended seating fatigue. Separately purchased padded upholstery sets are also available. Grey stipple finish.



Standard
mount hole
pattern

BLA Code	Height Up mm	Height Folded mm	Width mm	Depth mm	Mount Screws Gauge
181076	420	200	465	470	8-10

Accessories:

181074 Cushion set - blue/light grey/white

181084 Cushion set - blue/white

181086 Cushion set - charcoal/grey

Helm Seat - Commodore

Fully upholstered seat made from U.V. stabilised Grandeur marine material, over a fully rotationally moulded base giving superior comfort.

Features built in arm rests and a mesh pocket.



Slide mount hole pattern

BLA Code	Description	Height mm	Width mm	Depth mm
181442	Grey/white	475	520	550

Moulded Seat - Commodore

Rotationally moulded in U.V. stabilised white polyethylene. The one piece hollow centre, double skin construction provides rigidity, insulates and has no sharp edges. Cut away arm rests allow ample leg room even for large crew. Separately purchased marine grade vinyl upholstery sets are available in white or white/grey. This seat has a slide mount hole pattern. If fitting without a slide, alloy mounting plate **183003** is available to install the Commodore seat onto most pedestals.



181440



181479

BLA Code	Description	Height mm	Width mm	Depth mm	Mount Screws Gauge
181479	White/grey	475	520	550	14 r/h

Accessories:

181440 Seat shell

181480 Cushion set - grey


183003 Mount adaptor plate - alloy



181480
Cushion only



183003



Slide mount hole pattern

Upholstery Sets - Skipper & Quick Disconnect

Vinyl upholstery seat and back cushions to suit the skipper seat shell **181076** and quick disconnect swivel seat shell **181006**. No tools required for installation, simply press stud together.



181074
(Seat not included)



181084
(Seat not included)



181086
(Seat not included)

BLA Code	Upholstery Colour
181074	Blue, light grey & white
181084	Blue & white
181086	Charcoal & grey

Moulded Seat - Yachtsman

Specially designed for maximum seating area. Wide cupped seat with high arm rests, the Yachtsman allows complete freedom of movement no matter what your size. Cut-away sides provide ample leg movement. Durable rotationally moulded polyethylene shell supplied with fore/aft seat slide. Upholstery set, purchased separately, features marine grade vinyl, plush foam padding, heat seal channels and textile mesh underliner to allow cushions to dry.



BLA Code	Description	Height mm	Width mm	Depth mm	Mount Screws Gauge
181477	Blue/white	440	540	510	6 r/h

Accessories:

- 183003** Mount adaptor plate - alloy
181436 Shell with slide
181476 Cushion set - white

Moulded Seat - Admiral

Rotationally moulded in U.V. stable white polyethylene. The one piece hollow centre, double skin construction, provides rigidity, insulates and has no sharp edges. Moulded in arm rests helps keep crew in the seat in rough weather. Moulded grab handle in back rest. Separately purchased marine grade vinyl upholstery sets are available for that little additional comfort. This seat has a slide mount hole pattern. If fitting without a slide, alloy mounting plate **183003** is available to install the Admiral seat onto most pedestals.



BLA Code	Description	Height mm	Width mm	Depth mm	Mount Screws Gauge
181444	Seat shell	430	480	500	14 r/h

Accessories:

- 181481** Cushion set - white & black
181483 Cushion set - grey
183003 Mount adaptor plate - alloy

Bay Seat - Pedestal

These upholstered helm seats are supplied ready to install into your favourite seating position. Package includes the Bay seat, upholstery set and Coastline adjustable height pedestal.

Features:

- Tough blow moulded all weather seat shell
- Marine grade upholstery
- Anodised aluminium adjustable height pedestal
- Lockable seat swivel
- Sturdy 225mm diameter six bolt floor mount



BLA Code	Seat Colour	Vinyl Colour	Overall Height mm	Sitting Height mm	Width mm	Depth mm	Mount Holes mm
181360	Grey	Off white/navy	810-990	400-580	460	550	6 c/s

Bay Seats - shell

The Bay seat range is based on a tough versatile blow moulded shell. A range of upholstery and mount options enables the Bay seat to accommodate numerous marine seating requirements from a basic tinnie bench seat mounted shell, to a fully upholstered pedestal mounted helm chair. Generous base area with moulded in leg contours and high back support provide all day on water comfort. Grab handles are incorporated in back rest. Eight zinc alloy well nuts moulded into base ensures reliable and secure mount fastening. Four stainless steel mount screws included.

For additional comfort and styling, the Bay seat can be upholstered with a cushion set. Manufactured from marine grade vinyl, high density foam, nickel plated brass press studs and stainless steel screws, to ensure longevity in saltwater environment. Easy fitting and press stud removal for cleaning.

BLA Code	Description	Colour	Height mm	Width mm	Depth mm	Mount Screws Gauge
181368	Shell only	Grey	480	460	550	6 r/h
181370	Shell only	Off white	480	460	550	6 r/h

Accessories:

181380 Cushion set - White & navy



Seat Cushions - Tinnie

Fully upholstered seat padding that press stud mounts onto tinnie bench seats. U.V. stabilised marine quality vinyl. High density foam padding. Includes studs and alloy pop rivets for mounting. Available in blue or grey.

BLA Code	Colour	Length mm	Width mm	Thickness mm
181040	Blue	600	300	50
181040G	Grey	600	300	50
181044	Blue	1200	300	50
181044G	Grey	1200	300	50
181046	Blue	1500	400	50
181046G	Grey	1500	300	50



Seat Cushions

Ideal for cockpit and bench seats, these closed cell eva foam cushions turn any hard surface into comfortable seating. Easy to clean, will not absorb water. Textured finish.



BLA Code	Length mm	Width mm	Thickness mm
181028	990	330	20
181032	1300	330	20

Pro Seat - Stand Up

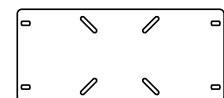
Designed for lure casting or fly fishing in protected waterways. Used in conjunction with Hi-Lo seating system (refer to page 433). Moulded poly base covered with thick foam padding and marine grade vinyl. 1/4" (6.3mm) UNC threaded inserts in base.



BLA Code	Colour	Height mm	Width mm	Depth mm	Mount Screws UNC
181047	Grey	140	390	290	1/4"

Adjustable Seat Pedestals - Heavy Duty Gas

Gas operated adjustable height pedestals incorporating gas suspension ride. Heavy duty, anodised cast alloy base. Instantaneous gas locking height adjustment via a lift lever release and swivel chair slide. Suits most seat mount hole configurations. Outer post diameter 84mm, inner post 73mm.



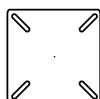
Standard & slide mount
hole pattern

BLA Code	Height mm	Base Dia. mm	Base Mount Holes mm
183038	380-508	228	8
183040	520-648	228	8


Adjustable Seat Pedestals - Gas

Gas operated adjustable height pedestals incorporating gas suspension ride. Heavy duty, anodised cast alloy base. Instantaneous gas locking height adjustment via a lift lever release. Supplied with either a swivel mount top or a swivel chair slide. Suits most seat mount hole configurations. Outer post diameter is 73mm, inner post is 60mm.

N.B. Gas Adjustable Pedestals only rated to 120kg person.



Standard
mount hole
pattern



Slide seat mount
hole pattern


BLA Code	Pedestal Top	Height mm	Base Dia. mm	Base Mount Holes mm
183006	Swivel seat mount	370-505	228	8 c/s
183007	Swivel chair slide	383-517	228	8 c/s



Seat Pedestals - Universal

Positive locking swivel and seat slide, operated by one unique control unit, positioned front and centre of seat, allowing finger tip control. This pedestal can be mounted on the port or starboard side of boat, with unrestricted access to all adjustables. Featuring 150mm of fore/aft travel with 360° rotation swivel with automatic locking in forward position.

Materials: Natural, polished and hammer tone finished aluminium; stainless steel and plastics.

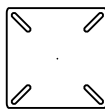


Slide mount hole pattern

BLA Code	Height mm	Base Dia. mm	Pedestal Dia. mm	Seat Mount mm	Base Mount Holes mm
183030	315	228	73	330 x 185	8 c/s
183032	470	228	73	330 x 185	8 c/s
183033	570	228	73	330 x 185	8 c/s
183034	650	228	73	330 x 185	8 c/s

Adjustable Seat Pedestal - Belle

Economical, adjustable height aluminium pedestal. Large diameter cast aluminium, grey hammer tone finish base with built-in trigger action height adjustment of 330mm to 440mm. 360° friction locking swivel head in hammer tone finish cast alloy.



Standard
mount hole
pattern

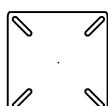
BLA Code	Height mm	Base Dia. mm	Base Mount Holes mm
183014	330-440	254	6 c/s

Adjustable Seat Pedestal - Columbia

Adjustable height pedestal. Heavy duty cast alloy base with six mounting holes for solid support on cockpit or cabin floor. Anodised alloy post and base for corrosion protection. Simple friction locking height adjustment handle. Friction locking powder coated alloy swivel head assembly. Sturdy 73mm x 4mm base pole and 60mm x 3mm top pole with sleeved to accept 73mm I.D. swivel base.



BLA Code	Height mm	Base Dia. mm	Base Mount Holes mm
183010	370-580	228	8 c/s



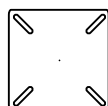
Standard
mount hole
pattern

Accessories:

183022 Swivel top only

Fixed Seat Pedestals - Columbia

These popular pedestals have a heavy duty cast-aluminium base, with six mounting holes for solid support on cockpit or cabin floor. The post is 73mm in diameter and is fitted with a friction locking swivel. Anodised aluminium finish base and pole, powder coated cast alloy head assembly. Three heights available but can be easily cut down if a lower seating height is required.



Standard
mount hole
pattern

BLA Code	Height mm	Base Dia. mm	Base Mount Holes mm
183024	455	228	8 c/s
183026	610	228	8 c/s
183028	760	228	8 c/s

Accessories:

183022 Swivel top only



Adjustable Seat Pedestal - Posi-Lock

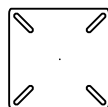
Adjustable height aluminium pedestal suited to a wide range of applications. Large 228mm diameter anodised cast aluminium base. 340mm to 415mm Posi-lock height adjustment in 25mm increments. 360° friction lock cast alloy swivel head in hammer tone finish.



BLA Code	Height mm	Base Dia. mm	Base Mount Holes mm
183012	340-415	228	8

Adjustable Seat Pedestals - Coastline

Built for the saltwater environment, anodised aluminium, glass filled nylon and stainless steel materials. Solid construction, 73mm x 3mm base tube, 66mm x 3mm top tube, both internally rib reinforced. Heavy duty die-cast alloy base and heavily reinforced glass nylon swivel head assembly. Mount base suits countersunk screws or hex head. Directly accepts 183080 seat slide.



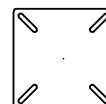
Standard
mount hole
pattern

BLA Code	Height mm	Base Dia. mm	Base Mount Holes mm
183070	340-510	225	8 c/s
183072	500-720	225	8 c/s



Fixed Seat Pedestals - Coastline

Anodised aluminium base and pole with glass-reinforced nylon locking swivel top for saltwater application. Sturdy 73mm x 3mm internal rib reinforced post. The swivel top is heavily reinforced and being nylon offers silent swivelling. Mount base accepts countersunk screws or hex head. Directly accepts 183080 seat slide. Available in four heights but pedestals can be easily cut down if a lower seating height is required.



Standard
mount hole
pattern

BLA Code	Height mm	Base Dia. mm	Base Mount Holes mm
183060	300	225	8 c/s
183062	450	225	8 c/s
183064	600	225	8 c/s
183066	750	225	8 c/s



Adjustable Table Pedestal - Gas

Heavy duty gas operated adjustable height pedestal, with combination friction lock swivel mount top and lever operated slide providing 140mm of movement to convert dinettes into bunks. Instantaneous height adjustment via a simple friction lock handle. An excellent aid to raising and lowering heavier table tops. Telescopic centre tube requires 195mm clearance below floor. Outer post diameter is 86mm, inner post is 73mm. Heavy duty, 306mm diameter cast alloy anodised base.

N.B. Only rated to 120kg person.



BLA Code	Height mm	Base Dia. mm	Mount Holes mm
183412	356-675	306	8 c/s

Adjustable Table Pedestal - Coastline

Built for the saltwater environment with anodised aluminium, glass filled nylon and stainless steel materials. Solid construction, 73mm x 3mm base tube, 66mm x 3mm top tube, both internally rib reinforced, heavy duty die cast alloy base and heavily reinforced glass nylon swivel head assembly. Mount base suits countersunk screws or hex head. Used to convert dinettes into bunks. Height is adjustable via a simple friction locking handle. The telescopic centre tube retracts through the floor and requires 173mm clearance below the floor. Adjusts from 340mm to 680mm above floor.



BLA Code	Height mm
183420	340-680

Stowable Table Pedestal

Button lock top and bottom keeps pedestal securely fastened in all conditions, but still allows table to rotate. Simply push release and remove post for convenient storage. Anodised aluminium pole, head and mount base. 762mm high from boat deck to top of table mount. Additional mount bases available separately to allow the pedestal table to be used in multiple locations such as dinette and cockpit.



BLA Code	Height mm	Base Dia. mm	Intrusion mm	Cut Out Dia. mm	Mount Holes mm
183200	762	178	45	80	6 c/s

Accessories:

183202 Additional mount base

Removable Table Pedestal

A simple, economical, stylish solution for free standing table installations.

Features:

- Sturdy 60mm anodised alloy tube
- Glass filled nylon base and table mount
- Recessed mount base
- Press release lock top and bottom to securely fasten in all conditions but still allow the table to rotate



BLA Code	Height mm	Mount Dia. mm	Base Intrusion mm	Base Protrusion mm	Mount Holes mm
183188	685	178	58	16	6 c/s

Fixed Table Pedestals - Thread-Lock

Wobble free low profile threaded twist lock deck socket. No need to cut hole in deck to accommodate pedestal post. Sturdy 60mm anodised aluminium pole. Glass filled nylon table mount and choice of glass finished nylon or anodised aluminium floor base.



183192 base



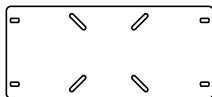
BLA Code	Base	Height mm	Mount Dia. mm	Base Height mm	Mount Holes mm
183190	Nylon	685	178	16	6 c/s
183192	Alloy	685	178	16	6 c/s

Accessories:

183196 Additional alloy mount base

Chair Slides - Pedestal Mount

Two sizes available to suit pedestal poles with an outside diameter of either 60mm or 73mm. Consists of a powder coated cast alloy swivel pedestal top with Delrin slides, extruded alloy slide track and front lever operated slide adjustment locking mechanism. Seat mount plate is pre-drilled to accept most popular seat mount hole patterns, but can also be drilled to suit non standard seat mount hole patterns.

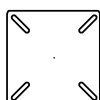


Standard & slide mount hole pattern

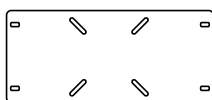
BLA Code	Post Dia. mm	Width mm	Depth mm	Height mm	Mount Holes mm
182104	60	192	340	95	8 r/h
182105	73	192	340	95	8 r/h

Chair Slide - Universal Trac-Lock 2

Mounts between seat and flat mount surface, or pedestal top, to provide front lever operated fore and aft sliding of seat. 110mm of movement in 10mm increments. Extruded aluminium top and base channels, Delrin slides and stainless steel lock hardware for corrosion free saltwater use.



Standard Pedestal mount hole pattern



Standard & slide seat mount hole pattern

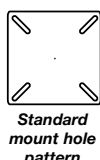
BLA Code	Width mm	Depth mm	Height mm	Mount Holes mm
182102	192	340	51	8r/h

Pedestal Post Swivel Tops

Grey hammer tone finish, cast alloy, friction locking swivel pedestal tops to suit either 60mm or 73mm outside diameter tube. Moulded plastic cup insert between pedestal top and post for smooth swivel action. Screw adjustable friction control locks swivel at any position of rotation.



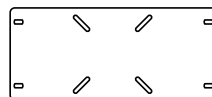
BLA Code	Post Dia. mm	Width mm	Depth mm	Height mm	Mount Holes mm
183179	60	170	170	85	8 r/h
183022	73	170	170	85	8 r/h



Standard mount hole pattern

Seat Slide - Coastline

Fits directly to the Coastline fixed and Coastline adjustable pedestals (refer to page 430). Anodised aluminium and stainless steel materials to handle saltwater. Sturdy 4mm thick extruded chassis. Front operated slide release lever moves with seat so it is always within reach. 110mm of travel in 10mm increments. Pre-drilled to suit most popular seat mount hole patterns, but can also be drilled to suit non standard seat mount hole patterns.

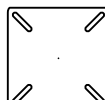



Standard & slide mount hole pattern

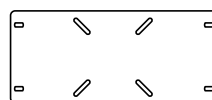
BLA Code	Width mm	Depth mm	Height mm	Mount Holes mm
183080	180	335	80	8 r/h

Lockable Swivel & Seat Slide - Universal

Mounts between seat and flat mount surface with front lever slide control, as well as swivel capable with every 1/4 turn lock facility. Slide has 160mm travel with lock capability every 10mm. Slide is manufactured in aluminium and swivel is powder coated aluminium.



Standard mount hole pattern



Standard & slide mount hole pattern

BLA Code	Width mm	Depth mm	Height mm	Mount Holes mm
182098	192	340	60	8 r/h

Fold Down Seat Legs

These fold down seat legs have an anodised, 22mm alloy tube with a black, U.V. stabilised, plastic hexagonal mounting base. Simple yet effective fold down mechanism firmly locks the seat leg in the down position.



BLA Code	a mm	b mm	c mm	Mount Holes mm
183350	340	74	77	5 c/s
183352	670	74	77	5 c/s

Standard Inclusions:

183348 Base only

183350

Hi-Lo Seating System

The Hi-Lo Seating System is a two position pedestal system that allows a boat seat to be used in a high position for fishing and a low position while the boat is underway. Simply remove the pedestal and place the seat mount directly into the base socket for low seating position, insert pedestal for high seating position.

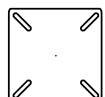
The Hi-Lo System comprises of three pieces:

- Pedestal seat mount
- Pedestal post
- Pedestal deck base

Pedestal Seat Mounts

- 360° rotation
- 3° reclined seating position
- Corrosion Resistant E-Cote plated
- Optional spring suspension ride

BLA Code	Spring	Pin Dia. mm
183108	No	19
183110	Yes	19



Standard seat mount hole pattern

Hi-Lo Pedestal Posts

Nylon top bush for smooth, silent, lube free swivel operation, anodised aluminium tube, stainless steel pin. Available in fixed height or adjustable height.

BLA Code	Height mm	Tube Dia. mm	Pin Dia. mm
183115	330	38	19
183117	380	38	19
183120	490-640	38	19

Hi-Lo Pedestal Deck Bases

- Stainless steel or anodised alloy construction
- Nylon bush for smooth, silent, lube free swivel operation

BLA Code	Material	Size mm	Intrusion mm	Mount Screws mm
183123	Stainless steel	177x177	62	6 c/s
183130	Anodised alloy	177x177	62	6 c/s

Plug-in Pedestal Bases

Grey hammer tone finish, or anodised aluminium bases that suit the range of plug-in pedestals. Glass filled nylon insert provides a flush surface when pedestals are not installed. Available in round or 'D' configurations. Anodised finish is recommended for saltwater applications.



BLA Code	Finish	Shape	Base Dimensions mm	Intrusion mm	Mount Holes mm
183180	Hammer tone	Round	228 Ø	61	8 c/s
183182	Hammer tone	'D'	228 x 179	61	8 c/s
183183	Anodised	Round	228 Ø	61	8 c/s
183184	Anodised	'D'	228 x 179	61	8 c/s

Plug-in Pedestals

The plug-in pedestal system offers the most flexible seating position options of all pedestals available from BLA. Any number of seating positions can be chosen by the simple addition of the base of your choice. By offering three styles of pedestals - fixed, manual adjustable or gas adjustable - plug-in caters for most individual requirements. Manufactured from a combination of aluminium, stainless steel and glass filled nylon. Plug-in ensures years of maintenance free performance.

Plug-in Fixed Height Pedestals:

To be used in conjunction with the plug-in pedestal bases listed below. Posts recess into base by 53mm.

Features:

- Separate bases provide multiple seating positions and allow simple removal of pedestal to maximise cockpit space
- 60mm diameter pedestal post
- Aluminium, stainless steel and plastic construction
- 360° lockable friction swivel

BLA Code	Description	Overall Height mm
183160	Swivel and post	438
183162	Swivel and post	516
183164	Swivel and post	668
183166	Swivel and post	819
183150	Post only	415
183152	Post only	493
183154	Post only	645
183156	Post only	796
183179	Swivel top only	-

N.B. Pedestal posts sold separately for use with 182104 seat slide on page 432.

Plug-in Power Rise Pedestal

System matched with plug-in bases, this pedestal features gas operated height adjustment and air-ride comfort.

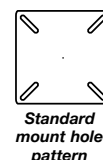
Features:

- Instantaneous height adjustment
- Gas suspension ride
- 6° angled seat position
- 360° swivel

Dimensions:

- 60mm lower pedestal post
- Post recesses into base by 53mm

BLA Code	Overall Height mm
183170	420-580



Standard mount hole pattern

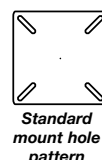
Plug-in Adjustable Height Pedestal

To be used in conjunction with the plug-in pedestal bases. Post recesses into base by 53mm.

Features:

- Positive detent pin height adjustment
- Removable for multiple seating positions
- 60mm diameter pedestal post
- 360° lockable friction swivel
- Aluminium, stainless steel and plastic construction

BLA Code	Overall Height mm
183172	370-560



Standard mount hole pattern

Seat Swivels

360° seat swivels available in stainless steel, PPG or corrosion resistant zinc coated steel. All swivels have nylon slide runners for silent smooth operation.



BLA Code	Material	Width mm	Depth mm	Height mm	Mount Holes mm
182054	Stainless steel	175	175	32	8 r/h
182056	Zinc coated	175	175	32	8 r/h
182058	PPG coated	176	176	22	8 r/h

Seat Swivels - Locking


360° seat swivels that can be locked at 30° intervals (12 positions). Corrosion resistant black PPG treated steel or stainless steel construction. Nylon slide runner for smooth silent operation. Release handle swivels with seat and extends 175mm from front of swivel for convenient under seat front operation. Swivel mechanism rated to 150kg total load capacity.



BLA Code	Material	Width mm	Depth mm	Height mm	Mount Holes mm
182060	PPG coated	190	227	27	8 r/h
182062	Stainless steel	190	227	27	8 r/h

Boat Seat Swivel - Clamp on


Ideal for tinnies, this seat swivel clamps via threaded rod and wingnut adjustment on most tinnie bench seats, enabling quick and easy fitment and removal for storage. Moulded plastic base to minimise marking of unpainted alloy bench seat. Clamp rods are zinc plated, black powder coated and have plastic coated ends to prevent marking of alloy bench seat. Clamp range adjusts to accommodate bench seats from 240mm to 540mm in width.



BLA Code	Suits
182112	Standard seat mount hole pattern

Seat Slide - Low Profile


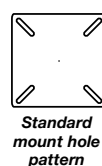
Ideal for ski boats and bass boats. Mounts directly to floor or seat box and to underside of seat. 160mm of roller bearing fore and aft travel with 9 self locking positions. 8mm x 28mm mount studs pressed into floor mount track. Stainless steel construction.



BLA Code	Track Length mm	a mm	b mm
182106	305	280	74

Universal Removable Seat Base

Converts boat seats with standard mount hole pattern to 360° swivel with quick disconnect. Corrosion proof construction of sturdy glass filled nylon. Additional mount bases are available so the same seat can be fitted at other locations on the boat. Ideal for car toppers by providing quick finger push removal of the seat. Not suited to pedestal mount.



BLA Code	Base Includes	Width mm	Depth mm	Height mm	Mount Holes mm
182110	(A, B & C)	180	218	48	6 r/h

Accessories:

- (A) 182111 Adaptor plate for universal quick disconnect
- (B) 181000 U-shaped bracket to suit quick disconnect bracket
- (C) 181016 Mount swivel to suit quick disconnect seat