

Table of Contents

HONDA

Anodes	10
Fuel Filters & Connectors	2
Gaskets	9
Gear Case Seal Kits	9
Impellers	6
Oil Filters	12
Starter Motors	5
Thermostats	3
Tilt Tubes	12
Trim Motors	4
Water Pump Kits	6

VALUE STARTERS & TRIM MOTORS	13
---	-----------

INDEX	13
HONDA STARTER IMAGES	14
HONDA ALTERNATOR IMAGES	14
HONDA TRIM MOTOR IMAGES	15
HONDA SOLENOID IMAGES	20
HONDA APPLICATION BY YEAR - HP	20

STARTER PARTS	16
----------------------------	-----------

BRUSHES	16
STARTER DRIVES (BENDIX)	17

SOUTHSIDE MARINE COMPONENTS



Primer Bulb and Hose
Hose 5/16" 8mm
Part No: 6Y1-24306-01

Primer Bulb



For 1/4" Hose
6mm
**Part No:
6YL-24360-63**

For 5/16" Hose
8mm
**Part No:
6Y1-24360-02**

For 3/8" Hose
10mm
**Part No:
174511**

Fuel Hose – Sold per Metre



4mm
Part No: VP1004



1/4 (6mm)
Part No: VP1006



5/16 (8mm)
Part No: 116-315-0560

3/8 (10mm)
Part No: 116-3154-1000

Inline Fuel Filter



(1/4" Glass)

Part No: 35-16494G

5/16" Hose 8mm
Part No: 35-816296-1

1/4" Hose 6mm
Part No: 35-16494

3/8" Hose 10mm
Part No: 398319

For 5/16" in 3/8" Out
Part No: 435918

Tails



1/8" x 5/16"
Part No: P30502

1/4" x 5/16"
Part No: P30504

1/8" x 3/8 "
Part No: P30602

1/4" x 3/8 "
Part No: P30604

Elbow Tail
5/16" x 1/4"
Part No: P3433



Inline Mini Fuel Filter 5mm 3/16 **Part No: VP191**

SOUTHSIDE MARINE COMPONENTS

 <p>Inline Fuel Filter 6-8 HP 2001-Up Replaces: 369-02230-0 Part No: 68T-24251-00</p>	 <p>Fuel Filter VARIOUS MOTORS 9.9 –60HP UP TO 1997 8 – 30HP 1997-2007 8 – 90HP 2007- UP Part No: 16910-ZV4-015</p>	 <p>Fuel Filter VARIOUS MOTORS 15-130HP 1999 - UP Part No: 16900-SR3-004</p>	 <p>Fuel Filter VARIOUS MOTORS 40 –50HP UP TO 1997 35 – 90HP 1997-2006 40 – 50HP 2007- UP Part No: 16900-SR5-004</p>
 <p>Fuel Filter 75-100HP 2007- UP Part No: 16910-ZY9-004</p>	 <p>Fuel Filter VARIOUS MOTORS 115HP PRE 1997 200-225HP 2002-03 135-225HP 2004-06 115-225HP 2007- UP Part No: 16901-ZY3-003</p>	 <p>Fuel Filter 75 – 225 HP Fuel Injected Part No: 16911-ZY3-010</p>	 <p>Complete Fuel Filter BF115, BF130, AX, AY, A1 Part No: 16010-ST5-993</p>
 <p>Female Hose Connector, new style 3/8" hose. Will NOT interchange with OE 5/16" hose assemblies Part No: VP37259</p>	 <p>Fuel Connector Round Guide 3/8" Fuel Hose Part No: VP3077</p>	 <p>Fuel Connector Square Guide 5/16" Fuel Hose Part No: VP3076</p>	 <p>Oil Filter Up to 75 HP Part No: 15400-PFB-004</p>
 <p>Oil Filter 75-225 HP Replaces: 15400-POH-30, 15400-PLC-004 Part No: 5GH-13440-00</p>	 <p>Sump Bung Washer 12mm Part No: 90601-ZE2-000</p>	 <p>Thermostat 50 ° Up to 150 HP Replaces: 19300-ZY6-003 Part No: 6E5-12411-20</p>	 <p>Thermostat 60 ° Various 8-225 HP Replaces: 19300-ZY3-023, 19300-ZW9-003, 19300-881-761 Part No: 66M-12411-01</p>

Thermostat Conversion Guide	
143 Degrees Fahrenheit = 60 Degrees Celsius (61.6)	133 = 56.11
120 Degree Fahrenheit = 50 Degrees Celcius (48.89)	130 = 54.44
	105 = 40.55

SOUTHSIDE MARINE COMPONENTS

TRIM MOTORS



Trim Motor
2 Wire
BF35-50 1992-UP
Part No: 36120-ZV5-821



Trim Motor
4 Bolt, Round Plug-In Connector
Includes O-Ring
BF40, BF50 04-UP
Part No: 36120-ZW4-H12



Trim Motor
BF75 - UP
With Showa Trim Units
Includes adapter to replace hollow hex shafts
70.5mm Base
Part No: 438529



Trim Motor
4 Bolt, Round Plug-In Connector
Includes O-Ring

BF75, BF90	07-UP
BF135A, BF150A	04-UP
BF115D	UP TO 97 & 07-UP
BF175A	07-UP
BF200A, BF225A	02-UP

Replaces: 36120-ZY6-013, 36120-ZY9-003
Part No: 36120-ZY3-013



Universal T/T Switch
Dash Mounted
Part No: 174652



Trim & Tilt Switch Assy
Part No: 703-82563-02

STARTER MOTORS



Starter Motor

9 Tooth Drive

BF35, BF45 95-97

BF40, BF50 95-10

Replaces: S114-677, 31200-ZV5-003, 31200-ZV6A-0130

Part No: 31200-ZV5-0130



Starter Motor

13 Tooth Drive

BF75-90 97-UP (**NOT** INC DKO OR DK2 MODELS)

BF115 99-06, BF130 99-04

Replaces: 31200-ZW1-004

Part No: 31200-ZW5-003



Starter Motor

13 Tooth Drive

BF75-90 07-UP (DKO & DK2) , BF115 (DK1) 07-UP , BF135 04-UP , BF150 04-UP

Replaces: 31200-ZY9A-0031, 31200-ZY6-003

Part No: 31200-ZY9-003

REGULATOR / RECTIFIERS



Universal 3 Wire Reg/Rect

Fits Various Motors 6-300hp

Wires: Green, Green/White, Red, Black(Earth)

All approx. 150mm long

Unit approx. 40 x 35mm

1 Centre Mount Hole

Part No: 6F5-81970-62



Universal Reg/Rect Kit

For use on Outboards with
under flywheel lighting coil

Instructions Included

Part No: RR007CK

SOUTHSIDE MARINE COMPONENTS

HONDA IMPELLER TABLE				
H/P Model	Year	Impeller	MODELS	W/P Repair Kit
BF5	ALL YEARS	19210-881-A01	AH,AK,AM,AW,AX,AY,A1-A6,DKO	
BF7.5	Pre 1997	19210-881-A01	A-F	
BF8		19210-881-A01	AH,AK,AM,AW,AX,AY, A3-A6,AKO	
BFP8	CHECK MODEL	19210-ZW9-A32	D1-D6 (UL SIZE)	
BFP8	CHECK MODEL	19210-ZW9-003	D1, D2 (L, S SIZE)	
BF8	2001-UP	19210-ZW9-003	D1, D2	
BF9.9	PRE 1997	19210-ZV4-013	AH,AK, AM	
BF9.9	1997-2000	19210-ZV4-651	AM,AW,AX,AY	
BFP9.9	2001-UP	19210-ZW9-A32	D1-D6 (UL SIZE)	
BFP9.9		19210-ZW9-003	D1, D2 (L, S SIZE)	
BF9.9	2001-UP	19210-ZW9-003	D1, D2	
BF10	PRE 1997	19210-881-A01	A-F	
BF10		19210-ZW9-003	D	
BF15		19210-ZV4-013	AH, AK, AM	
BF15		19210-ZV4-651	AM,AW,AX,AY,A1,A2	
BF15		19210-ZW9-A32	D3-D6, DK3	
BFP15		19210-ZW9-A32	D3-D6	
BF20	PRE 2003	19210-ZV7-003		
BF20		19210-ZW9-A32	D3-D6	
BFP20		19210-ZW9-A32	D3-D4	
BF25	ALL YEARS	19210-ZV7-003	A, AW,AX,AY,A1-A3,D4-D6, DK0	
BF30	ALL YEARS	19210-ZV7-003	A, AW,AX,AY, D4-D6, DK0	
BF35	1997	19210-ZV5-003	AM	
BF40	ALL YEARS	19210-ZV5-003	A, A1-A6, AK0, AW, AX, AY, D, DK2	06193-ZV5-020
BF45		19210-ZV5-003	AM	
BF50	ALL YEARS	19210-ZV5-003	A, A1-A6, AK0, AW, AX, AY, D, DK2	06193-ZV5-020
BF60	2010-UP	19210-ZV5-003	FUEL INJECTED	
BF60	2010-UP	19210-ZW1-B04	BIGFOOT	
BF75	1996-1998	47-43026	MERCURY GEARBOX	12040
BF75		19210-ZW1-B04	AX,AY, A1-A6, DK0,DK2	
BF75	AVAIL TO BE ADVISED	19210-ZY9-H01	DK3	
BF90	1996-1998	47-43026	MERCURY GEARBOX	12040
BF90		19210-ZW1-B04	AX,AY,A1-A6, AT, DK0, DK2	
BF90	AVAIL TO BE ADVISED	19210-ZY9-H01	DK4	
BF100	AVAIL TO BE ADVISED	19210-ZY9-H01	A	
BF115	1999-UP	19210-ZW1-B04	AX,AY,A1-A6, AK0, D, DK1	
BF130	1999-2004	19210-ZW1-B04	AX,AY,A1-A4	
BF135	2004-UP	19210-ZW1-B04	A4-A6, AK0, AK2	
BF150	2004-UP	19210-ZW1-B04	A4-A6, AKO, AK2	
BF175	2007-UP	19210-ZY3-003	AK1- AK2	
BF200	2002-UP	19210-ZY3-003	A2-A6, AK0-AK3	
BF225	2002-UP	19210-ZY3-003	A2-A6, AK0-AK3	
BF250		19210-ZY3-003	A	

SOUTHSIDE MARINE COMPONENTS

HONDA Impeller Dimensions			
Part Number	Dimensions (mm)		
	Inside Diameter	Outside Diameter	Height
19210-881-A01 FLAT DRIVE	14.20	41.00	23.00
19210-ZV4-651 WOODRUFF KEY	14.10	41.00	27.55
19210-ZW9-003	13.00	45.70	15.00
19210-ZW9-013	13.00	45.70	15.00
19210-ZV4-013 WEDGE KEY	14.20	41.00	27.55
19210-ZW9-A32	16.20	45.65	14.80
19210-ZV7-003 KEYWAY 5.20mm	17.20	55.75	20.20
19210-ZV5-003 KEYWAY 4.20mm	17.20	55.75	20.20
19210-ZW1-B04 SQUARE KEYWAY	23.40	87.20	31.30
47-42036 ROUND KEYWAY	22.50	89.00	32.50
19210-ZY3-003	26.00	89.75	31.30
19210-ZY9-H01	23.20	63.70	34.75

SOUTHSIDE MARINE COMPONENTS



Part No: 19210-881-A01



Part No: 19210-ZV4-651



Part No: 19210-ZY3-003



Replaces: 19210-ZW1-003
Part No: 47-42036



Part No: 19210-ZV4-013



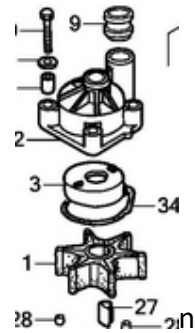
Replaces: 19210-ZV7-013
Part No: 19210-ZV7-003



Replaces: 19210-ZW9-013
Part No: 19210-ZW9-003



Part No: 19210-ZV5-003



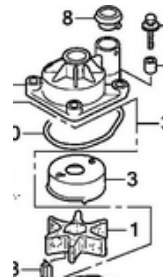
Part No: 19210-ZY9-H01



Part No: 19210-ZW1-B04



Part No: 19210-ZW9-A32



Part No: 19210-ZY1-003



Water Pump Kit
BF35A, BF40A, BF40D, BF45A, BF50A, BF50D
Replaces: 06193-ZV5-000, 06193-ZV5-010
Part No: 06193-ZV5-020






















Water Pump Kit
Mercury Gear Box
75-90 HP
Replaces: 19210-ZWL-303
Part No: 12040

SOUTHSIDE MARINE COMPONENTS

LOWER UNIT SEAL KIT TABLE

HP/ Model		Part Number	
BF20		VP188364	
BF35, 40, 45, 50		VP188362	
BF75, 90 early Mercury G/Box		26-43035A4	
BF75, 90 1998 & Earlier		VP188366	
BF75, 90 1999 & Up		VP188365	
BF115, 130		VP188365	

 Lower Unit Seal Kit Part No: 26-43035A4		 Lower Unit Seal Kit Part No: VP188366		 Lower Unit Seal Kit Part No: VP188365	
 Lower Unit Seal Kit Part No: VP188362		 Lower Unit Seal Kit Part No: VP188364		 Honda Gearcase Bung Washer (Nylon) Pack of 5 Part No: 90507-921-000	
 Honda Bung O'Ring Late Model Replaces: 307853 Part No: 91301-216-000	 Thermostat Cover Gasket 30-130 HP Part No: 19351-ZV5-000	 Thermostat Cover O'Ring Part No: 19317-ZW9-000	 Water Pump Gasket 3 Cyl 20-50 HP Part No: 19242-ZV5-000		
 Water Pump Gasket 3 Cyl 20-50 HP Part No: 19233-ZV5-000		 Water Pump Gasket 75-130 HP 4 Cyl Part No: 19234-ZW1-B00		 Water Pump Gasket 75-130 HP 4 Cyl Part No: 19242-ZW1-B00	
 Intake Manifold Gasket 25-30 HP 3 Cyl Part No: 17151-ZV7-000		 Intake Manifold Gasket 35-50 HP 3-Cyl Part No: 17151-ZV5-000		 Intake Manifold Gasket 75-90HP 4-Cyl Part No: 17151-ZW1-000	
 Carby Gasket 25-30hp Part No: 16221-ZW2-000		 Carby Gasket 35-50hp Part No: 16221-ZW4-000		 Head Gasket 35-50 HP 3 Cyl Replaces: 12251-ZV5-000 Part No: 12251-ZW4-H01	

SOUTHSIDE MARINE COMPONENTS

GO TO THE MISCELLANEOUS SECTION AT THE BACK OF THE CATALOGUE FOR A FULL LIST OF ANODES



Bar Anode (small)
45-50HP Pre 97
35-50 HP 97-05
Part No: 06411-ZV5-000



Bar Anode (large)
75-225 HP 97-06
Part No: 06411-ZW1-000



Aluminium Anode
Replaces: 41109-ZW1-003
75-90HP, 97-98 Only
Part No: CDZ9-53



Aluminium Anode
2-100 HP Pre 1997
Part No: 41106-935-812



Trim Tab Anode
BF75A & BF90A
Replaces: 41107-ZW1-003-ZA
Part No: CDZ9-21



Trim Tab Anode
Replaces 41107-ZV5-000
20-50 HP 98-UP
Part No: CDZ9-44



Plate Bar Anode
Replaces: 41109-ZW1-B00
Honda 75, 130, 225 HP
Part No: 41109-2WT-B00



Internal Engine Anode
8-20 HP
Part No: 41106-ZW-000



Button Anode
Internal Engine 25-Up 97-Up
25-50HP Pre 97
Part No: 12155-ZV5-000

SOUTHSIDE MARINE COMPONENTS

RACOR FILTERS

Part No.	Filter Head Type	Replaces
VPR35-60494	Mercury, Yamaha	Racor S3213
VPS3214	OMC	Racor S3214
VPS3227	Honda	Racor S3227
VP3350	Mini Racor Kit	

MERCURY / YAMAHA FILTER KITS

Part Number	Contents
VPRC/K 35-60494	Alloy Head, Fuel Filter, Clear Bowl, 2 x 5/16" Tails and 2 x Bungs
VPRC/KSS 35-60494	S/S Head, Fuel Filter, Clear Bowl, 2 x 5/16" Tails and 2 x Bungs
VPRK35-60494	Filter / Clear Bowl
VPR1000	Clear Bowl and O-ring



Filter
Replaces: VPS3213
Part No: VPR35-60494



Filter Kit



Filter / Clear Bowl
Part No: VPRK35-60494

SOUTHSIDE MARINE COMPONENTS

4-STROKE OIL FILTER APPLICATIONS

HP	BRAND	PART NUMBER
9.9-50HP	TOHATSU	3R0-07615-0
Up to 70 HP	YAMAHA	15400-PFB-004
80-115 HP	YAMAHA	5GH-13440-00
150A, 150B, 200A, 200C, 200F, 200G, 225A, 250A, 250B 2002 - CURRENT (CHECK MODEL)	YAMAHA	69J-13440-00
200D, 225D, 225F, 250C, 250D, 300A, 300B, 350A 2008- CURRENT (CHECK MODEL)	YAMAHA	N26-13440-00
Up to 75 HP	HONDA	15400-PFB-004
75-250 HP	HONDA	5GH-13440-00
UP TO 60 HP	MERC/YAMAHA	15400-PFB-004
75-115 HP	MERC/YAMAHA	5GH-13440-00
75-115HP EFI 1B366823-2B059605	MERCURY	35-877761
75-115HP EFI 2B080987 & UP	MERCURY	5GH-13440-00
135-200 HP VERADO 4 CYL	MERCURY	35-877767
225-300 HP VERADO 6 CYL	MERCURY	35-877769
150-300 HP	MERC/YAMAHA	69J-13440-00
25-70HP GENUINE	SUZUKI	16510-87J00
25-140HP AFTERMARKET	SUZUKI	16510-92J00
70-140HP AFTERMARKET VERTICALLY MOUNTED LATER MODELS	SUZUKI	16510-61A31
150-300HP	SUZUKI	16510-93J00
15HP	OMC	434839

TILT TUBE



7/8" O.D. x 12-1/2"

Part No: STT-1



7/8" x 14 Pitch
Stainless Steel Jam Nut
Part No: SLN-3



7/8" x 14 Pitch
Stainless Steel Lock Nut
Part No: SLN-1



7/8" Tilt Tube Thrust
Washer
Part No: VTT-WST



7/8" Tilt Tube Bushing
Part No: VTT-BST

Table of Contents

INDEX	2
HONDA STARTER IMAGES	2
HONDA ALTERNATOR IMAGES	2
HONDA TRIM MOTOR IMAGES	3
HONDA SOLENOID IMAGES	4
HONDA APPLICATION BY YEAR - HP	4

HONDA OUTBOARD

HIT93		PMDD 12 Volt CW 9 Tooth	Suits: BF35 from 1995 - 1997, BF40 from 1995 up BF45 from 1995 - 1997, BF50 from 1995 up Hitachi: S114-561, S114-677, S114-677A Honda: 31200-ZV5-003, 31200-ZV5-0130, 31200-ZZ5-003, 31200-ZV5A-0130
IMI370	NEW PRODUCT IN DEVELOPMENT	OSGR 12 Volt CW 9 Tooth	Suits: BF75D from 2007 - 2017 BF90D from 2007 - 2017, BF115D from 2007 - 2017 BF135 from 2004 - 2015 BF150 from 2004 - 2015 Honda: 31200-ZY6-003, 31200-ZY9-003, 31200-ZY9A-0031, MHG019, MHG026
MT311		PMGR 12 Volt CW 13 Tooth	Suits: BF75A from 1997 - 2006 BF90A from 1997 - 2006 BF115A from 1999 - 2006 BF130 from 1999 - 2004 Honda: 31200-ZW1-004, 31200-ZW1A-0040, 31200-ZW5-003, 31200-ZW5-0030, 31200-ZW5A-0032
MT315		PMGR 12 Volt CW 9 Tooth	Suits: BF175 from 2007 - 2015 BF200 from 2002 - 2015 BF225 from 2002 - 2015 BF250 from 2002 - 2015 Honda: 31200-ZY3-003, 31200-ZY3A-0034, MHG015
U519		PMGR 12 Volt CCW 11 Tooth	Suits: BF8 from 2001 - 2015 BF9.9 from 2001 - 2015 Honda: 31210-ZW9-801, 31200-ZW9-802
U524		PMGR 12 Volt CCW 11 Tooth	Suits: BF15 from 2003 - 2015 BF20 from 2003 - 2015 Honda: 31200-ZY1-801, 31200-ZY1-802, 31210-ZY1-802
ND536		IR/IF 12 Volt 55 amp 4 rib pulley 62mm diameter	Suits: BF115 from 1999 - 2015 BF130 from 1999 - 2004 Nippondenso: 101211-2710 Honda: 31630-ZW5-003, CGH72
ND537		IR/IF 12 Volt 55 amp 4 rib pulley 62mm diameter	Suits: BF135 from 2004 - 2015 BF150 from 2004 - 2015 Nippondenso: 101211-8740 Honda: 31630-ZY6-003, CGM25









HONDA




ND538		IR/IF 12 Volt 90 amp 6 rib pulley	Suits: BF175 from 2007 - 2015 BF200 from 2002 - 2015 BF225 from 2002 - 2015 Nippondenso: 102211-2750 Honda: 31630-ZY3-003, CJX75
TRM40		12 volt 2 wire 4 hole motor only	Suits: 35hp - 50hp from 1992 - 2002 Note: Female spade terminal ends Note: Internal hex drive Honda: 36120-ZV5-821
TRM85		12 volt 2 wire 4 hole motor only	Suits: 40hp - 50hp 4 stroke 2002-2003 Note: Female spade terminal ends Note: Slotted drive Honda: 36120-ZV5-822
TRM104		12 Volt 2 wire 4 hole	Suits: BF175, BF200, BF225, BF250 from 2002 up NOTE: 100cm wires Honda: 36120-ZY3-013, 36120-ZX2-003
TRM105		12 Volt 2 wire 4 hole	Suits: BF135, BF150 from 2004 up NOTE: 78cm wires Honda: 36120-ZY6-013
TRM106		12 Volt 2 wire 4 hole	Suits: BF75, BF90 from 1997 up, BF130 from 99-04 NOTE: 63cm wires Honda: 36120-ZY9-003, 36120-ZW1-703, 36120-ZW1-702
TRM107		12 Volt 2 wire 4 hole	Suits: BF40, BF50 from 2004 up Honda: 36120-ZW4-H12
6115		Starter solenoid 12 VOLT 3 Terminal 2 bolt fitment	Suits: Honda BF75 - BF250 from 1997 up Honda: 31240-ZW1-004, 31240-ZY3-003, 31240-ZY6-003



BRUSH SETS

1001		12 VOLT brushes, holder, end cap set	Suits: OMC with american bosch/united tech starter B4, B40, B62, B66, B78, B83, B109, B115
1002		12 VOLT brushes, holder, end cap set	Suits: OMC with american bosch/united tech starter B36, B109
1005		12 VOLT brushes, holder, end cap set	Suits: Mercury with american bosch/united tech starter B3, B5, B22, B115
1019		12 VOLT brushes, holder, end cap set	Suits: Chrysler with american bosch/united tech starter B10
1023		12 VOLT brushes, holder, end cap set	Suits: Mercury with american bosch/ united tech starter B11, B15, B70, B79, B81
7500		12 VOLT brush set only	Suits: Various American Bosch models shown below. B3, B4, B10, B11, B13, B15, B19, B21, B22, B28, B32, B40, B51, B62 B66, B78, B79, B81, B103, B109, B114, B115, B117, B129








DRIVE COMPONENTS

5001		Drive Bendix CCW 19 Tooth	Suits: Kawasaki, Yamaha, Polaris PWC using U23, U26, U35 starters Kawasaki: 13101-3706 Yamaha: 6M6-8183E-00-00
5002		Drive Gear CCW 8 Tooth OD: 27.2mm ID: 12.1mm	Suits: various Mercury 75 - 300hp 2 stroke (B3, B15, B22, B79, B129) OMC 150 -235hp from 1977-1995 (B3) Mercury: 13310T1, 75660 OMC: 387683
5003		Drive Gear CCW 9 Tooth OD: 35.8mm ID: 12.9mm	Suits: OMC 20hp - 75hp (B36, B39, B40, B78, B115) OMC: 384781
5004		Drive Gear CCW 9 Tooth OD: 36.45mm ID: 12.19mm	Suits: OMC 20hp - 75hp (B36, B39, B40, B78, B115) Note: 2 piece rubber friction clutch version OMC: 586101
5005		Drive Gear CCW 10 Tooth OD: 32mm ID: 13mm	Suits: OMC V4 85 - 140hp (B62, B66) Mercury outboards using B5, B11, B13, B31, B70, B170 starters Mercury: 68575 3 OMC: 385949
5006		Drive Gear CCW 10 Tooth OD: 32mm ID: 12.2mm	Suits: OMC V4 85 - 140hp (B62, B66) OMC 9.9-15hp 4 stroke from 1995 - 2001 (B103) OMC 25 - 35hp 3 cyl from 1996 - 2001 (B104) Note: 2 piece rubber friction clutch version OMC: 586100
5007		Drive Gear CCW 11 Tooth OD: 42.9mm ID: 12.9mm	Suits: OMC 25-40hp starters (B109) OMC: 341648
5008		Drive Gear CCW 9 Tooth OD: 29mm ID: 11.9mm	Suits: Mercury 9.9hp - 40hp 4 strokes (B111, B114, B118) Yamaha 25hp - 40hp 4 strokes (B111, B114, B132) Evinrude E-TEC 15hp - 90hp from 2004 - 2012 (B147) Mercury: 68575 2, 891754T Yamaha: 65W-81807-00

DRIVE COMPONENTS

5009		<p>Drive Gear</p> <p>CCW</p> <p>10 Tooth</p> <p>OD: 40mm</p> <p>ID: 12.9mm</p>	<p>Suits:</p> <p>Chrysler 20hp - 35hp from 1972 - 1984 (B82)</p> <p>Force 25hp - 35hp from 1986 - 1996 (B82)</p> <p>Chrysler: F15150</p>
5010		<p>Drive Gear</p> <p>CCW</p> <p>10 Tooth</p> <p>OD: 23.7mm</p> <p>ID: 10.6mm</p>	<p>Suits:</p> <p>Mercury 2 stroke USA 8hp - 25hp from 1984 - 2003 (B53)</p> <p>Mercury: 96562</p>
5011		<p>Drive Gear</p> <p>CCW</p> <p>11 Tooth</p> <p>OD: 42.6mm</p> <p>ID: 12.9mm</p>	<p>Suits:</p> <p>Chrysler 35hp - 55hp from 1967 - 1984 (B51)</p> <p>Force: F15182</p>
5012		<p>Drive Gear</p> <p>CW</p> <p>11 Tooth</p> <p>OD: 29.8mm</p> <p>ID: 12.1mm</p>	<p>Suits:</p> <p>Mercuriser, Volvo Penta PMGR offset starter (A)</p> <p>Delco: 10475616</p>
5013		<p>Drive Gear</p> <p>CW</p> <p>11 Tooth</p> <p>OD: 29.3mm</p> <p>ID: 12.1mm</p>	<p>Suits:</p> <p>Mercuriser, Volvo Penta PMGR inline bolt starter (C)</p> <p>Mercury: 811896</p>
5014		<p>Drive Gear</p> <p>CCW</p> <p>9 Tooth</p> <p>OD: 28.6mm</p> <p>ID: 12.2mm</p>	<p>Suits:</p> <p>Mercury 35hp 1965- 69, 40hp 1978 - 83, 50hp 1965 - 75 (B4)</p> <p>Mercury: 57380</p>
5015		<p>Drive Gear</p> <p>CCW</p> <p>9 Tooth</p> <p>OD: 29.2mm</p> <p>ID: 13mm</p>	<p>Suits:</p> <p>Chrysler 70hp - 140hp from 1965 - 1984 (B10)</p> <p>Force 70hp - 150hp from 1983 - 1997 (B10)</p> <p>Chrysler: F15118</p> <p>Force: 819222A1</p>
5016		<p>Drive Gear</p> <p>CCW</p> <p>9 Tooth</p> <p>OD: 28.8mm</p> <p>ID: 12.3mm</p>	<p>Suits:</p> <p>Force 75hp - 120hp from 1998 - 1999 (B28)</p> <p>Mercury: 820583</p>

DRIVE COMPONENTS

5017		Drive Gear CCW 10 Tooth OD: 31mm ID: 12.2mm	Suits: Mercury 35hp - 40hp 2 cyl from 1980 - 1987 (B83) Mercury: 43076
5018		Drive Gear CCW 9 Tooth OD: 21.6mm ID: 9.7mm	Suits: Mercury 115hp - 225hp from 1978 - 2005 (B81) Optimax 135, 150, 200, 225 from 1998 - 1999 (B112) Mercury: 86177
5019		Drive Gear CCW 13 Tooth OD: 38.1mm ID: 13.1mm	Suits: Force 40hp - 50hp from 1992 - 1999 (B21, B32) Force: 811902
5020		Drive Gear CCW 9 Tooth OD: 28.7mm ID: 12.1mm	Suits: Yamaha 60-70hp 2 Stroke from 1984 - 2010 (HIT86) Yamaha 40-50hp 2 Stroke from 1984 - 1988 (HIT134) Yamaha: 6H3-81807-10
5021		Drive Gear CCW 9 Tooth OD: 28.7mm ID: 12.5mm	Suits: 115hp - 200hp 2 stroke from 1991 - 2010 (HIT88) Yamaha: 6N7-81807-00
5022		Drive Gear CCW 11 Tooth OD: 33.5mm ID: 12mm	Suits: Various 9.9hp - 50hp 2 stroke from 87 - 11, F9.9 from 2010 up (HIT131) 2 cyl 25hp - 30hp 2 stroke from 1984 - 2018 (HIT85) 2 cyl 40hp 2 stroke from 1990 - 1997 (HIT85) F15 from 2008 up, F20 from 2008 up (HIT125) Yamaha: 689-81807-12
5999		Stationary Gear	Suits: Delco Remy PG260 gear reduction starters Delco: 10450720

MODEL	YEAR	ENGINE	OEM #	STARTER MODEL
BF35	97	35 H.P.	31200-ZV5-0130	<u>HIT93</u>
BF35	96-95	35 H.P.	31200-ZV5-0130	<u>HIT93</u>
BF40	06-98	40 H.P.	31200-ZV5-0130	<u>HIT93</u>
BF40	96-95	40 H.P.	31200-ZV5-0130	<u>HIT93</u>
BF45	97	45 H.P.	31200-ZV5-0130	<u>HIT93</u>
BF45	96-95	45 H.P.	31200-ZV5-0130	<u>HIT93</u>
BF50	06-95	50 H.P.	31200-ZV5-0130	<u>HIT93</u>
BF75	06-97	75 H.P.	31200-ZW1-004	<u>MT311</u>
BF90	06-97	90 H.P.	31200-ZW1-004	<u>MT311</u>
BF115	06-99	115 H.P.	31200-ZW5-003	<u>MT311</u>
BF130	04-99	130 H.P.	31200-ZW5-003	<u>MT311</u>
BF200	06-02	200 H.P.	31200-ZY3-003	<u>MT315</u>
BF225	06-02	225 H.P.	31200-ZY3-003	<u>MT315</u>