

Table of Contents

MERCURY/MARINER

INTERNALS

<i>Crankshaft seals</i>	27
<i>Gaskets</i>	53
<i>Gasket & Gasket Kits (APPLICATION)</i>	53
<i>Gasket Set images</i>	58
<i>Head Gaskets images</i>	60
<i>Base Gaskets</i>	61
<i>Cylinder Block Cover Gaskets</i>	63
<i>Water Jacket Cover Gaskets</i>	67
<i>Intake Gaskets</i>	64
<i>Exhaust Plate Gaskets</i>	65
<i>Piston Kits</i>	4
<i>Sleeves</i>	13
<i>Bearings</i>	14
<i>Bolts</i>	23
<i>Con Rods</i>	23
<i>Crankshafts</i>	23

ELECTRICALS

<i>Rectifier & Regulator (APPLICATION)</i>	44
<i>Rectifier Regulator & component images</i>	52
<i>Solenoids/Relays (APPLICATION)</i>	28
<i>Solenoid & Relay images</i>	35
<i>Battery Cables</i>	41
<i>Ignition Switches</i>	41
<i>ACRO STARTER & TRIM MOTORS</i>	42
<i>Starter Motors (ARCO)</i>	36
<i>Trim motors (ARCO)</i>	42
<i>Misc Parts</i>	41
<i>Brushes</i>	41
<i>Alternators (ARCO)</i>	40

IGNITION

<i>Ignition Coils</i>	27
<i>Stator images</i>	27
<i>CDI Electronics (APPLICATION)</i>	44
<i>Switch Box images</i>	50
<i>Trigger Images</i>	51

FUEL

<i>Carby Kits & Fuel Pumps (APPLICATION)</i>	71
<i>Fuel Pumps & Kits</i>	77
<i>Carby Kit images</i>	76
<i>Carby Gaskets</i>	78
<i>Needle & Seats</i>	77

<i>Fuel Connectors</i>	79
<i>Fuel Lines</i>	79
<i>High Pressure Pumps</i>	80
<i>Fuel Filters</i>	80
<i>Racor Filters</i>	82
COOLING	14
<i>Water Pump Kits & Components</i>	84
<i>Water Pump Kit images</i>	93
<i>Water Pump gaskets</i>	96
<i>Water pump Cup images</i>	97
<i>Wear Plate images</i>	97
<i>Impellers (APPLICATION)</i>	84
<i>Impeller Images</i>	91
<i>Thermostats (APPLICATIONS)</i>	68
<i>Poppet Valve Kits</i>	69
<i>Thermostat gaskets & components</i>	70
MIDSECTION	14
<i>Trim Motor & O'Ring Kits</i>	42
<i>Tilt Tubes</i>	122
DRIVE	14
<i>Gear Case Seal Kits (APPLICATION)</i>	99
<i>Gearcase Seal Kit Images</i>	104
<i>Gear Sets (APPLICATION)</i>	105
<i>Shift Components (APPLICATION)</i>	114
<i>Shift Components images</i>	116
<i>Drive Shaft Components</i>	117
<i>Propeller Shaft Components</i>	118
<i>Cover Nuts</i>	98
<i>Propeller Hardware (APPLICATION)</i>	121
<i>Propeller Hardware images</i>	122
<i>Exhaust Seals</i>	98
<i>Drain Bungs</i>	98
SERVICE COMPONENTS	14
<i>Linkages</i>	98
<i>Gearcase Drain Bung washers</i>	97
<i>Drain bungs</i>	98
<i>Oil Filters</i>	83

VALUE STARTERS & TRIM MOTORS

INDEX

MERC MARINER STARTER IMAGES	123
MERC MARINER STARTER KITS	127
MERC MARINER ALTERNATOR IMAGES	127
MERC MARINER TRIM MOTOR IMAGES	128
MERC MARINER SOLENOID & RELAY IMAGES	129
MERC MARINER APPLICATION BY YEAR - HP	135

STARTER PARTS	131
BRUSHES	131



2-CYLINDER LOOPCHARGED PISTONS

Loopcharged Pistons for 2-Cylinder 20-25 HP (1988-2006)
Mercury/Mariner

THESE ENGINES USE Ø 2.562" PISTONS

VARIOUS MOTORS 15-25 HP 2-Cyl
1988-2006
CHECK FOR CORRECT APPLICATION

Pistons for above Engines

PISTON KIT

MERCOSIL BORE

CHROME BORE

767-879878T5 STD

767-9104T19 STD

767-879878T6 .030 O/S

RINGS

39-827491A12 STD

39-827491A12 STD



MERCOSIL BLOCKS HAVE MERCOSIL STAMPED ON THE SIDE. THIS TYPE IS BOREABLE BY SPECIALISTS

INLINE 4-CYLINDER CROSSFLOW PISTONS

Crossflow Pistons for Inline 4-Cylinder 30-50 HP (1970-2002)
Mercury / Mariner / Force

THESE ENGINES USE Ø 2.565" PISTONS

30 Jet L4-Cyl. Keystone Rings 1998-2002
40 HP L4-Cyl. Keystone Rings 1990-1997
45HP L4-Cyl. Keystone Rings 1986-1989
50HP L4-Cyl. Keystone Rings 1970-1985

Pistons for above Engines

Size OE Piston No.

Ø 2.565 **780-9229A7**

Ø 2.565 + .015 **780-9229A10**

Ø 2.565 + .030 **780-9229A11**

All Pistons come with rings, pin and retainers.

Rings for above Ø 2.565" Pistons

Size OE Ring No.

Ø 2.565 **39-18653A12**

Ø 2.565 + .015 **39-18653A1**



SOUTHSIDE MARINE COMPONENTS

3-CYLINDER LOOPCHARGED PISTONS

Loopcharged Pistons for 3-Cylinder 50-60 HP (1991-1997)

Mercury / Mariner / Force

THESE ENGINES USE Ø 2.955" (75MM) PISTONS

50 HP	3 Cyl	199	1997
55 HP	3-Cyl	1991-1997	
60 HP	3-Cyl	1991-1997	

Pistons for above Engines

Size	OE Piston No.
Ø 2.955	783-9613A1

Ø 2.955 + .015	783-9613A2
----------------	-------------------

Ø 2.955 + .030	783-9613A3
----------------	-------------------

Ø 2.955 + .040	100-07-07K
----------------	-------------------

All pistons come with rings, pin and retainers

Rings for above Ø 2.955" Pistons

Size	OE Ring No.
Ø 2.955	39-19721A6

Ø 2.955 + .015	39-19721A1
----------------	-------------------

Ø 2.955 + .030	39-19721A2
----------------	-------------------

All rings come 2 to a set

WRIST PIN PART NO: M55-16333-10



2 & 3-CYLINDER LOOPCHARGED PISTONS

Loopcharged Pistons for 2 & 3-Cylinder 30-60HP (1994-2002)

Mercury / Mariner / Force

THESE ENGINES USE Ø 2.993" (76MM) PISTONS

30 HP	2-Cyl	1994-2002	50 HP	3-Cyl	1998-2002
30 Jet	2-Cyl	1998-2002	55 Jet	3-Cyl	1998-2002
40 HP	2-Cyl	1994-2002	60 HP	3-Cyl	1998-2002
40 HP	3-Cyl	1997-2002			

Pistons for above Engines

Size	OEM Piston No.
Ø 2.993	705-850026T3

Ø 2.993 +.015	705-850026T2
---------------	---------------------

Ø 2.993 +.030	VP7930
---------------	---------------

Ø 2.993 +.040	100-06-07K
---------------	-------------------

All pistons come with rings, pin and retainers

Rings for above Ø 2.993" pistons

Size	OEM Piston No.
Ø 2.993	39-821695A4

Ø 2.993 +.015	39-821695A6
---------------	--------------------

WRIST PIN PART NO: M55-16333-10



SOUTHSIDE MARINE COMPONENTS

INLINE 2, 3, 4 & 6-CYLINDER CROSSFLOW PISTONS

Crossflow Pistons for Inline 2, 3, 4 & 6-Cylinder 35-150 HP (1970-1990)

Mercury / Mariner / Force

These engines use \varnothing 2.875" High or Low Dome Pistons. Low Dome Piston Kits can replace High Dome Pistons Kits & vice versa. It will not affect engines operation.

35 HP	2-Cyl	1984-1989	80 HP	L4-Cyl	1978-1983
40 HP	2-Cyl	1972-1983	85 HP	L4-Cyl	1973-1977
50 HP	3-Cyl	1984-1990	90 HP	L6-Cyl	1978-1986
60 HP	3-Cyl	1984-1990	115 HP	L6-Cyl	1984-1988
65 HP	3-Cyl	1973-1976	135 HP	L6-Cyl	1970-1971
70 HP	3-Cyl	1977-1983	140 HP	L6-Cyl	1978-1980
75 HP	L4-Cyl	1984-1986	150 HP	L6-Cyl	1973-1978

Pistons for above Engines

Size OE Piston No.

\varnothing 2.875 **774-9137A9**

\varnothing 2.875 + .015 **774-9137A10**

\varnothing 2.875 + .030 **774-9137A11**

\varnothing 2.875 + .040 **100-15-07K**

All pistons come with rings, pin and retainers

Rings for above \varnothing 2.875" Pistons

<u>Size</u>	<u>2 Rings</u>	<u>3 Rings</u>
\varnothing 2.875	39-817096A6	39-78816A12

\varnothing 2.875 + .015	39-817096A16	39-78811A12
----------------------------	---------------------	--------------------

\varnothing 2.875 + .030	39-817096A26	39-88392A12
----------------------------	---------------------	--------------------

WRIST PIN PART NO: M55-16333-10



INLINE 3 & 4-CYLINDER LOOPCHARGED PISTONS

Loopcharged Pistons for Inline 3 & 4-Cylinder 70-115 HP (1987-1993)

Mercury / Mariner / Force

These engines use \varnothing 3.375" Pistons with Rod No. 638-9002A2 (Replaces: 638-8532-1)

70 HP	3-Cyl	1987-89	100 HP	L4-Cyl	1989-93
75 HP	3-Cyl	1990-93	115 HP	L4-Cyl	1989-93
90 HP	3-Cyl	1987-93			

Pistons for above Engines

Size OEM Piston No.

\varnothing 3.375 **777-9009T13**

\varnothing 3.375 +.015 **777-9009A6**

\varnothing 3.375 + .030 **777-9009A7**

\varnothing 3.375 +.040 **100-25-07K**

All pistons come with rings, pin and retainers

Rings for above \varnothing 3.375" pistons

Size OEM Piston No.

\varnothing 3.375 **39-96170A12**

\varnothing 3.375 +.015 **39-96170A3**

\varnothing 3.375 + .030 **39-96170A4**



SOUTHSIDE MARINE COMPONENTS

INLINE 3 & 4-CYLINDER LOOPCHARGED PISTONS

Loopcharged Pistons for Inline 3 & 4-Cylinder 70-115 HP (1987-1993)

Mercury / Mariner / Force

These engines use \varnothing 3.375" Pistons with Rod No. 646-818846A3

70 HP	3-Cyl	1987-1989
75 HP	3-Cyl	1990-1993
90 HP	3-Cyl	1987-1993
100 HP	L4-Cyl	1989-1993
115 HP	L4-Cyl	1989-1993

Pistons for above Engines

<u>Size</u>	<u>OE Piston No.</u>
\varnothing 3.375	777-815965T4
\varnothing 3.375 + .015	777-815965A5
\varnothing 3.375 + .030	777-815965A6
\varnothing 3.375 + .040	100-35-07K

All pistons come with rings, pin and retainers

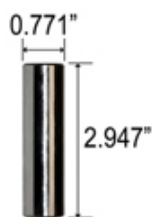


Rings for above \varnothing 3.375" Pistons

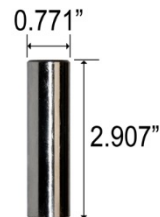
<u>Size</u>	<u>OE Ring No.</u>
\varnothing 3.375	39-96170A12
\varnothing 3.375 + .015	39-96170A3
\varnothing 3.375 + .030	39-96170A4



PISTON CLIPS
Variety of Motors 30-225HP
Part No: 40-52035



WRIST PIN
L3 & L4
Part No: 4200P



WRIST PIN
L3 & L4
Part No: 3700P

SOUTHSIDE MARINE COMPONENTS

INLINE 3 & 4-CYLINDER LOOPCHARGED PISTONS

Loopcharged Pistons for Inline 3, 4-Cylinder 65-115 HP (1994-2000)

Mercury / Mariner / Force

These engines use \varnothing 3.500" Pistons

65 Jet	3-Cyl	1994-1998
75 HP	3-Cyl	1994-2000
80 Jet	3-Cyl	1994-1998
90 HP	3-Cyl	1994-2000
100 HP	L4-Cyl	1994-2000
115 HP	L4-Cyl	1994-2000

Pistons for above Engines

<u>Size</u>	<u>OE Piston No.</u>
\varnothing 3.500	2704-826191T4
\varnothing 3.500 + .015	2704-821896A3
\varnothing 3.500 + .030	2704-821896A4
\varnothing 3.500 + .040	100-40-07K

All pistons come with rings, pin and retainers

Rings for above \varnothing 3.375" Pistons

<u>Size</u>	<u>OE Ring No.</u>
\varnothing 3.500	39-822321A12
\varnothing 3.500 + .015	39-822321A1
\varnothing 3.500 + .030	39-822321A2



OPTIMAX V6

BORE 3.501 (19.57mm Pin)

115 HP	2.5L	Optimax 6	
135 HP	2.5L	Optimax 6	OG590000-OG960499
150 HP	2.5L	Optimax 6	OG960500-OT178499

Pistons for above Engines

<u>Size</u>	<u>OEM Piston No.</u>	
	Port	Starboard
STD	100-28PK	100-28SK
.015	100-28-045PK	100-28-045SK
.030	100-28-06PK	100-28-06SK
.040	100-28-07PK	100-28-07SK



RINGS NOT AVAILABLE SEPERATELY

SOUTHSIDE MARINE COMPONENTS

60° V6 LOOPCHARGED PISTONS

Loopcharged Pistons for V6 V-105 – V-150 (1979-2000)

Mercury / Mariner / Force

These engines use Ø 3.125" Pistons 2 Litre (Top Guided)

V-105 Jet	6-Cyl	None – 0G760299	
V-135	6-Cyl	0C239553 – 0T178499	w/ Rod No. 644-818141A2
V-140	Jet	None & Below – 0G760299	
V-150	6-Cyl	0C239553 – 0G760299	w/ Rod No. 644-818141A2

Pistons for above Engines (APPROX 21MM BETWEEN BOSS)

<u>Size</u>	<u>OE Piston No.</u>	
	Port	Starboard
Ø 3.125	765-7442T32	765-7441T32
Ø 3.125 + .015	765-7444A11	765-7443A11
Ø 3.125 + .030	765-7446A11	765-7445T11
Ø 3.125 + .040	100-30-07PK	100-30-07SK

Rings for above Ø 3.375" Pistons

<u>Size</u>	<u>OE Ring No.</u>
Ø 3.125	39-93481A12
Ø 3.125 + .015	39-78918A4
Ø 3.125 + .030	39-85636A4



All rings come 2 to a set, one keystone ring and one rectangle ring.

60° V6 LOOPCHARGED PISTONS

Loopcharged Pistons for V6 V-135 – V-175 (1976-2000)

Mercury / Mariner / Force

These engines use Ø 3.125" Pistons 2 Litre

V-135	6-Cyl	0A904646 - 0D081999	w/ Rod No. 636-8118
V-150	6-Cyl	4868998 – 0D081999	w/ Rod No. 636-8118
V-150	XR2	4868998 – 0A904645	
V-175	6-Cyl	4301235 - 6618750	

Pistons for above Engines (APPROX 28MM BETWEEN BOSS)

<u>Size</u>	<u>OEM Piston No.</u>	
	Port	Starboard
Ø 3.125	765-7442T36	765-7441T36
Ø 3.125 + .015	765-7444A12	765-7443A12
Ø 3.125 + .030	765-7446T12	765-7445A12
Ø 3.125 + .040	100-50-07 PK	100-50-07 SK

All pistons come with rings, pin and retainers

Rings for above Ø 3.125" pistons

<u>Size</u>	<u>OEM Ring No.</u>
Ø 3.125	39-93481A12
Ø 3.125 + .015	39-78918A4
Ø 3.125 + .030	39-85636A4



SOUTHSIDE MARINE COMPONENTS

60° V6 LOOPCHARGED PISTONS

Loopcharged Pistons for V6 XR4, MAG II, V-175 – V225 (1978-1990)

Mercury / Mariner / Force

These engines use Ø 3.375" Pistons 2.4 litre

XR4, MAG II	6-Cyl	0B242885 – 0D081999	Chrome Rings
V-175	6-Cyl	0C239553 – 0D081999	Chrome Rings
V-175	6-Cyl	6618751 – 0C239552	Iron Rings
V-200	6-Cyl	5624878 – 0C219519	Iron Rings
V-200 EFI	6-Cyl	0C100861 – 0C999999	Iron Rings
V-220	6-Cyl	0B117316 & Up	Iron Rings
V-225	6-Cyl	5628028 & Up	Iron Rings



Pistons for above Engines

	<u>Size</u>	<u>OE Piston No.</u>	
Iron Ring	Ø 3.375	Port 766-8667T41	Starboard 766-8666T41 (Top Guided)
Iron Ring	Ø 3.375 + .015	N/A	N/A
Iron Ring	Ø 3.375 + .030	N/A	N/A
Chrome Ring	Ø 3.375	766-8667A42	766-8666A42
Chrome Ring	Ø 3.375 + .015	766-8667A43	766-8666A43 (Bottom Guided)
Chrome Ring	Ø 3.375 + .030	N/A	N/A
Chrome Ring	Ø 3.375 + .040	100-10-07PK	100-10-07SK

Rings for above Ø 3.375" Pistons

	<u>Size</u>	<u>OE Ring No.</u>		<u>Size</u>	<u>OE Ring No.</u>
Iron	Ø 3.375	39-813011A12	Chrome	Ø 3.375	39-18487A12
Iron	Ø 3.375 + .015	N/A	Chrome	Ø 3.375 + .015	39-815267A4
Iron	Ø 3.375 + .030	N/A	Chrome	Ø 3.375 + .030	N/A

All rings come 2 to a set, one keystone ring and one rectangle ring.

SOUTHSIDE MARINE COMPONENTS

60° V6 LOOPCHARGED PISTONS

Loopcharged Pistons for V6 XR2, XR6, MAG III, V-140 – V-200 (1992-2005)

Mercury / Mariner / Force

These engines use ø 3.50" Pistons 2.5 litre

V-140 Jet	6-Cyl	0G760300 – 0T178499	
XR6, MAG III	6-Cyl	0D082000 – 1B226999	
150 XRI	6-Cyl	0D082000 – 0G303045	
V-150 EFI	6-Cyl	0T409000 & Up	w/ Rod No. 644-818141A2
175 XRI	6-Cyl	0D000750 – 0G303045	
V-175 (2.5L)	6-Cyl	0D082000 – 0G960499	
200 XRI	6-Cyl	0C291520 – 0G303045	
V-200 (2.5L)	6-Cyl	0D082000 – 1B226999	
1991 Only V-200 (2.5L)	6-Cyl	0C291520 – 0D081999	w/ Rod No. 644-818141A2
V-200 EFI	6-Cyl	0G303046 – 0T408999	w/ Rod No. 644-818141A2

Pistons for above Engines

<u>Size</u>	<u>OE Piston No.</u>	
	Port	Starboard
ø 3.50	785-9737T9	785-9738T9
ø 3.50 + .015	785-9737A10	785-9738T10
ø 3.50 + .030	785-PORTSE	785-STARSE
ø 3.50 + .040	100-20-07PK	100-20-07SK



Rings for above ø 3.500" Pistons. Rings 2.0 mm Thickness & 1.5 mm Thickness

<u>Size</u>	<u>OE Ring No.</u> <u>2.0mm</u>	<u>Size</u>	<u>OE Ring No.</u> <u>1.5mm</u>
ø 3.50	39-822321A12	ø 3.50	39-815515A12
ø 3.50 + .015	39-822321A1	ø 3.50 + .015	39-815268A4
ø 3.50 + .030	39-822321A2	ø 3.50 + .030	N/A

All rings come 2 to a set, two keystone rings.

SOUTHSIDE MARINE COMPONENTS

V6

Big Pin DFI 2.5 Litre

**These engines use a piston with Con Rod No.
600-877853A04**

Pistons for above Engines

<u>Size</u>	<u>OEM Piston No.</u>	
	Port	Starboard
STD	100-49PK	100-49SK
.015	100-49-045PK	100-49-045SK
.030	100-49-06PK	100-49-06SK
.040	100-49-07PK	100-49-07SK



Rings

STD Rings

Part No: 39-877544A12

V6

BORE 3.625

3.0 Litre 1994-1999

Pistons for above Engines

<u>Size</u>	<u>OEM Piston No.</u>	
	Port	Starboard
STD	100-45PK	100-45SK
.010	100-45-04PK	100-45-04SK
.020	100-45-05PK	100-45-05SK
.030	100-45-06PK	100-45-06SK



RINGS

STD Rings

Part No: 39-858772A12

SOUTHSIDE MARINE COMPONENTS

[illegible]

SOUTHSIDE MARINE COMPONENTS

NEEDLE BEARING IDENTIFICATION

25 Needles per pack Diameter: 3.22 mm Length: 12.80 mm Part No: 29-20046T	29 Needles per pack Diameter: 3/32" Length: .4375" Part No: 29-20063	29 Needles per pack Diameter: 3/32" Length: 59/64" Part No: 29-818391
29 Needles per pack Diameter: 3/32" Length: 51/64" Part No: 29-67483	29 Needles per pack Diameter: 3/32" Length: 41/64" Part No: 29-47270	29 Needles per pack Diameter: 3/32" Length: 33/64" Part No: 29-98295
36 Needles per pack Diameter: 3/32" Length: 45/64" Part No: 29-822553	56 Needles per pack Diameter: 5/32" Length: 39/64" Part No: 29-71422-1	29 Needles per pack Diameter: 3/32" Length: 1-1/32" Part No: 29-88258




POWERHEAD BEARINGS

Connecting Rod Bearings – Big End

<p>Needle Qty: 16 Metal Cage</p> <p>Replaces: 31-17514A1 Part No: 388344</p> <p>ø 1.1825 Journal Size 30mm</p>	<p>Rod Bearings, Loose</p> <p>Part No: 31-62596A1</p>
<p>Needle Qty: 16 Metal Cage</p> <p>Part No: 31-43012A1</p> <p>ø 1.4063 Journal Size</p>	<p>Needle Qty: 16 Metal Cage</p> <p>Part No: 31-62596A2</p> <p>ø 1.125 Journal Size</p>
<p>Needle Qty: 16 Metal Cage</p> <p>ø 0.875 Journal Size</p> <p>Part No: 31-879877A1</p>	

SOUTHSIDE MARINE COMPONENTS

Mercury / Mariner / Force		
POWERHEAD BEARINGS		
 <p>ROLLER BEARING Part No: 31-16756A4</p>	 <p>ROLLER BEARING Part No: 31-43013T3</p>	 <p>ROLLER BEARING Part No: 31-74248</p>
 <p>ROLLER BEARING Part No: 31-812873A1</p>	 <p>ROLLER BEARING Part No: 31-81889A1</p>	
 <p>ROLLER BEARING Part No: 31-816773A2</p>	 <p>ROLLER BEARING Part No: 31-93496T</p>	
 <p>ROLLER BEARING Part No: 31-93495</p>	<p>Needle Qty: 16</p> <p>Plastic Cage</p> <p>Part No: 387041</p>	
 <p>ROLLER BEARING Part No: 42943A1</p>	 <p>ROLLER BEARING Part No: 812881A1</p>	
 <p>ROLLER BEARING Part No: 817001A1</p>	<p>Bearing set, centre main Mercury V6 Early style No Lip</p> <p>ROLLER BEARING Part No: 31-88903</p>	
 <p>ROLLER BEARING Part No: 31-16756A6</p>	<p>UNTIL SOLD THEN NLA</p> <p>ROLLER BEARING Part No: 86992A5</p>	

SOUTHSIDE MARINE COMPONENTS

Mercury / Mariner						
BEARING APPLICATIONS						
MODEL	YEAR	C/TRY	SERIAL NO. RANGE	CENTRE BEARING	CON ROD BEARING SMALL END	CON ROD BEARING BIG END
10 (100)	1960-62	~	1290910 & Up	N/A	29-20063	29-20046T
10 (M/thon XR10, S/pro)	1990-93	USA	0D038000 & Up	N/A	N/A	N/A
10 (M/thon XR10, S/pro)	1990-93	BEL	9596000 & Up	N/A	N/A	N/A
15 (150)	1960-62	~	1290910-1499331	N/A	29-20063	29-20046T
15	1988-93	USA	0B292414 & Up	N/A	N/A	N/A
15	1988-93	BEL	9542620 & Up	N/A	N/A	N/A
15 (Export Sea Pro)	1994-96	USA	0G044365-0G202749	86992A5	29-98295	31-879877A1
15 (Export Sea Pro)	1994-96	USA	0G202750 & Up	86992A5	29-98295	31-879877A1
15 (Sea Pro)	1997-98	USA	0G438000 & Up	N/A	N/A	N/A
15 (Sea Pro)	1997-98	BEL	9927000 & Up	N/A	N/A	N/A
15 (Marathon Sea Pro)	1997-98	BEL	9927000 & Up	86992A5	29-98295	31-879877A1
15 (Super)	1994-98	USA	0B238464-0G202749	86992A5	29-98295	31-879877A1
15 (Super)	1994-98	BEL	9507381-9855586	86992A5	29-98295	31-879877A1
15 (Super)	1994-98	USA	0G202750 & Up	86992A5	29-98295	31-879877A1
15 (Super)	1994-98	BEL	9855587 & Up	86992A5	29-98295	31-879877A1
18	1980-83	USA	5837437-6239752	86992A5	29-20063	31-879877A1
18	1980-83	BEL	9308306-9378115	86992A5	29-20063	31-879877A1
18	1980-83	CAN	7173723-7200762	86992A5	29-20063	31-879877A1
18	1980-83	USA	6239753-6416711	86992A5	29-98295	31-879877A1
18	1980-83	BEL	7200763-7207856	86992A5	29-98295	31-879877A1
18	1983 1/2	USA	6416712-6443972	86992A5	29-98295	31-879877A1
18	1983 1/2	BEL	9378115-9415100	86992A5	29-98295	31-879877A1
18	1983 1/2	CAN	7207857-7209532	86992A5	29-98295	31-879877A1
18 (18XD)	1984-85	USA	6443979-0B114230	86992A5	29-98295	31-879877A1
18 (18XD)	1984-85	BEL	9378151-9467987	86992A5	29-98295	31-879877A1
18 (18XD)	1984-85	CAN	720533-0A719660	86992A5	29-98295	31-879877A1
18 XD	1984-85	USA	0B114231 & Up	86992A5	29-98295	31-879877A1
18 XD	1984-85	BEL	9467988 & Up	86992A5	29-98295	31-879877A1
18 XD	1984-85	CAN	0A719661 & Up	86992A5	29-98295	31-879877A1
20 (200)	1963-65	~	1558310-2296266	N/A	29-20063	29-20046T
20 (200, 20)	1968-69	USA	2296267 & Up	N/A	29-20063	29-20046T
20 (200, 20)	1973-77	AUS	8006265 & Up	N/A	29-20063	29-20046T
20 (200, 20)	1973-77	BEL	9016254 & Up	N/A	29-20063	29-20046T
20 (200, 20)	1973-77	CAN	7012358 & Up	N/A	29-20063	29-20046T
20 (20XD) (2-Cyl.)	1986-87	USA	6443973-0B114230	86992A5	29-98295	31-879877A1
20 (20XD) (2-Cyl.)	1986-87	BEL	9415101-9467987	86992A5	29-98295	31-879877A1
20 (20XD) (2-Cyl.)	1986-87	CAN	7209533-0A719660	86992A5	29-98295	31-879877A1
20 (20XD) (2-Cyl.)	1986-87	USA	0B114231 & Up	86992A5	29-98295	31-879877A1
20 (20XD) (2-Cyl.)	1986-87	BEL	9467988 & Up	86992A5	29-98295	31-879877A1
20 (20XD) (2-Cyl.)	1986-87	CAN	0A719661 & Up	86992A5	29-98295	31-879877A1
20 (20)	1988-94	USA	0B238464-0D116955	86992A5	29-98295	31-879877A1
20 (20)	1988-94	BEL	9507381 & Up	86992A5	29-98295	31-879877A1
20 (20)	1988-94	CAN	0A730007 & Up	86992A5	29-98295	31-879877A1
20 (20)	1988-94	USA	0D116956-0D117955	86992A5	29-98295	31-879877A1
20 (20)	1988-94	USA	0D117956 & Up	86992A5	29-98295	31-879877A1

SOUTHSIDE MARINE COMPONENTS

Mercury / Mariner						
BEARING APPLICATIONS						
MODEL	YEAR	C/TRY	SERIAL NO. RANGE	CENTRE BEARING	CON ROD BEARING SMALL END	CON ROD BEARING BIG END
20 (20, 20 Jet) (2-Cyl.)	1994-98	USA	0G044027-0G202749	86992A5	29-98295	31-879877A1
20 (20, 20 Jet) (2-Cyl.)	1994-98	BEL	9807909-9855586	86992A5	29-98295	31-879877A1
20 (20, 20 Jet) (2-Cyl.)	1994-98	USA	0G202750 & Up	86992A5	29-98295	31-879877A1
20 (20, 20 Jet) (2-Cyl.)	1994-98	BEL	9855587 & Up	86992A5	29-98295	31-879877A1
25	1980-83	USA	5705532-6241936	86992A5	29-20063	31-879877A1
25	1980-83	BEL	9315316-9369470	86992A5	29-20063	31-879877A1
25	1980-83	CAN	7166928-7201892	86992A5	29-20063	31-879877A1
25 (2-Cyl.)	1983	USA	6241937-6443972	86992A5	29-20063	31-879877A1
25 (2-Cyl.)	1983	BEL	9369471-9415100	86992A5	29-20063	31-879877A1
25 (2-Cyl.)	1983	CAN	7201893-7209532	86992A5	29-20063	31-879877A1
25 (XD)	1984-87	USA	6446973-0B114230	86992A5	29-98295	31-879877A1
25 (XD)	1984-87	BEL	9415101-9467987	86992A5	29-98295	31-879877A1
25 (XD)	1984-87	CAN	7209533-0A719660	86992A5	29-98295	31-879877A1
25 (XD)	1988-94	USA	0B114231 & Up	86992A5	29-98295	31-879877A1
25 (XD)	1988-94	BEL	9467988 & Up	86992A5	29-98295	31-879877A1
25 (XD)	1988-94	CAN	0A719661 & Up	86992A5	29-98295	31-879877A1
25 (25, 25 Seapro, 25	1988-94	USA	0B238464-0D116955	86992A5	29-98295	31-879877A1
25 (25, 25 Seapro, 25	1988-94	BEL	9507381-9855586	86992A5	29-98295	31-879877A1
25 (25, 25 Seapro, 25	1994-98	BEL	9855587 & Up	86992A5	29-98295	31-879877A1
25 (250)	1959-61	~	1290910-1499331	N/A	29-20063	29-20046T
30 (300)	1959-61	~	1271884-1448139	29-20046T	29-20063	29-20046T
30 (2-Cyl.) (644cc)	1994-98	USA	0G053314-0G589999	N/A	29-47270	388344
30 (2-Cyl.) (644cc)	1994-98	USA	0G590000 & Up	N/A	29-47270	388344
30 (Jet) (4-Cyl.)	1994-97	~	0C159200 & Up	29-71422-1	29-20063	29-20046T
30 (Jet) (3-Cyl.)	1998	~	0G590000 & Up	N/A	29-47270	388344
35 (350, 35A)	1959-61	~	1217222-1448139	29-20046T	29-20063	29-20046T
35 (350) (2-Cyl.)	1963-65	~	1571114-1898815	N/A	N/A	N/A
35 (350) (2-Cyl.)	1965	~	1898815 & Up	N/A	N/A	N/A
35 (350) (2-Cyl.)	1966-69	~	1960827-2097279	N/A	N/A	N/A
35 (350) (2-Cyl.)	1966-69	~	2097832-2258863	N/A	N/A	N/A
35 (350) (2-Cyl.)	1966-69	~	2097832-2258863	N/A	N/A	N/A
35 (350) (2-Cyl.)	1966-69	~	2300962-2874703	N/A	N/A	N/A
35 (2-Cyl.)	1984-86	USA	6445653-0B110788	N/A	29-47270	31-62596A2
35 (2-Cyl.)	1984-86	BEL	9384476 & Up	N/A	29-47270	31-62596A2
35 (2-Cyl.)	1984-86	CAN	7209608 & Up	N/A	29-47270	31-62596A2
40 (400E,400M)(4-Cyl)	1960-81	~	1279685-1367697	29-20046T	29-20063	29-20046T
40 (400E1,M1)(4-Cyl)	1960-81	~	1384806-1476509	29-20046T	29-20063	29-20046T
40 (400) (2-Cyl.)	1970-71	~	2874704-3045259	N/A	29-47270	31-62596A2
40 (400) (2-Cyl.)	1970-71	~	3045260-3336257	N/A	29-47270	31-62596A2
40 (402)	1972-74	USA	3336258-4117709	N/A	29-47270	31-62596A2
40 (402)	1972-74	AUS	8002335-8027439	N/A	29-47270	31-62596A2
40 (402)	1972-74	BEL	3339688-9076838	N/A	29-47270	31-62596A2
40 (402)	1972-74	CAN	3340783-7047607	N/A	29-47270	31-62596A2
40 (402, 40)	1975-77	USA	4117710-5556229	N/A	29-47270	31-62596A2

SOUTHSIDE MARINE COMPONENTS

Mercury / Mariner						
BEARING APPLICATIONS						
MODEL	YEAR	C/TRY	SERIAL NO. RANGE	CENTRE BEARING	CON ROD BEARING SMALL END	CON ROD BEARING BIG END
40 (402, 40)	1975-77	AUS	8027440-8064749	N/A	29-47270	31-62596A2
40 (402, 40)	1975-77	BEL	9076839-9251455	N/A	29-47270	31-62596A2
40 (402, 40)	1975-77	CAN	7047608-7144762	N/A	29-47270	31-62596A2
40 (2-Cyl.)	1980-83	USA	5556230 & Up	N/A	29-47270	31-62596A2
40 (2-Cyl.)	1980-83	AUS	8064750 & Up	N/A	29-47270	31-62596A2
40 (2-Cyl.)	1980-83	BEL	9251456 & Up	N/A	29-47270	31-62596A2
40 (2-Cyl.)	1980-83	CAN	7144763 & Up	N/A	29-47270	31-62596A2
40 (2-Cyl.)	1994-98	USA	0G053314 & Up	N/A	29-47270	388344
40 (3-Cyl.)	1997-98	USA	0G531301 & Up	N/A	29-47270	388344
40 (3-Cyl.)	1997-98	BEL	9973100 & Up	N/A	29-47270	388344
40 (4-Cyl.)	1989 & Up	USA	0C159200 & Up	29-71422-1	29-20063	29-20046T
40 (4-Cyl.)	1989 & Up	BEL	9570790 & Up	29-71422-1	29-20063	29-20046T
45 (450)	1987-89	~	1476510 & Up	29-20046T	29-20063	29-20046T
45 (4-Cyl.)	1986	USA	5531630 & Up	29-71422-1	29-20063	29-20046T
45 (4-Cyl.)	1986	AUS	8063985 & Up	29-71422-1	29-20063	29-20046T
45 (4-Cyl.)	1986	BEL	9248006 & Up	29-71422-1	29-20063	29-20046T
45 (4-Cyl.)	1986	CAN	7143688 & Up	29-71422-1	29-20063	29-20046T
45 Jet	1996-97	USA	0D000750-0G589999	812881A1	29-47270	388344
45 Jet (59 CID) (3-Cyl.)	1998	USA	0G590000 & Up	N/A	29-47270	388344
50 (500)	1961-63	~	1421113-1755548	29-20046T	29-20063	29-20046T
50 (500)	1965-67	USA	1770179-2305100	29-20046T	29-20063	29-20046T
50 (500)	1965-67	BEL	1755549-2305100	29-20046T	29-20063	29-20046T
50 (500, 50)	1968-74	USA	2305151-5192353	29-20046T	29-20063	29-20046T
50 (500, 50)	1971-74	AUS	2863739-8057394	29-20046T	29-20063	29-20046T
50 (500, 50)	1971-74	BEL	9001581-9217255	29-20046T	29-20063	29-20046T
50 (500, 50)	1971-74	CAN	2742142-7116222	29-20046T	29-20063	29-20046T
50	1976-79	USA	5193259-5531629	29-71422-1	29-20063	29-20046T
50	1976-79	AUS	8057395-8063984	29-71422-1	29-20063	29-20046T
50	1976-79	BEL	9217256-9248005	29-71422-1	29-20063	29-20046T
50 (4-Cyl.)	1980-85	USA	5531630 & Up	29-71422-1	29-20063	29-20046T
50 (4-Cyl.)	1980-85	AUS	8063985 & Up	29-71422-1	29-20063	29-20046T
50 (4-Cyl.)	1980-85	BEL	9248006 & Up	29-71422-1	29-20063	29-20046T
50 (4-Cyl.)	1980-85	CAN	7143688 & Up	29-71422-1	29-20063	29-20046T
50 (3-Cyl.)	1991-95	USA	0D000750-0G589999	812881A1	29-47270	388344
50 (3-Cyl.)	1991-95	BEL	9683055-9973099	812881A1	29-47270	388344
50 (3-Cyl.)	1998	USA	0G590000 & Up	N/A	29-47270	388344
50 (3-Cyl.)	1998	BEL	9973100 & Up	N/A	29-47270	388344
50 (3-Cyl.)	1986-87	USA	6428681-0D000749	29-71422-1	29-47270	31-62596A2
50 (3-Cyl.)	1986-87	BEL	9385911-9683054	29-71422-1	29-47270	31-62596A2
50 (3-Cyl.)	1986-87	CAN	7208333 & Up	29-71422-1	29-47270	31-62596A2
55 (3-Cyl.)	1996	USA	0D000750-0G589999	812881A1	29-47270	388344
55 (3-Cyl.)	1996	BEL	9741042-9973099	812881A1	29-47270	388344
55 (3-Cyl.)	1998	USA	0G590000 & Up	N/A	29-47270	388344
55 (3-Cyl.)	1998	BEL	9973100 & Up	N/A	29-47270	388344

SOUTHSIDE MARINE COMPONENTS

Mercury / Mariner						
BEARING APPLICATIONS						
MODEL	YEAR	C/TRY	SERIAL NO. RANGE	CENTRE BEARING	CON ROD BEARING SMALL END	CON ROD BEARING BIG END
60 (600)	1960	~	1303411-1542744	29-71422-1	29-20063	29-20046T
60 (3-Cyl.)	1984-87	USA	6428681-0D000749	29-71422-1	29-47270	31-62596A2
60 (3-Cyl.)	1984-87	BEL	9385911-9683054	29-71422-1	29-47270	31-62596A2
60 (3-Cyl.)	1984-87	CAN	7208333 & Up	29-71422-1	29-47270	31-62596A2
60 (3-Cyl.)	1991-95	USA	0D000750-0G589999	29-20046T	29-47270	388344
60 (3-Cyl.)	1991-95	BEL	9683055-9973099	29-20046T	29-47270	388344
60 (59 CID) (3-Cyl.)	1998	USA	0G590000 & Up	N/A	29-47270	388344
60 (59 CID) (3-Cyl.)	1998	BEL	9973100 & Up	N/A	29-47270	388344
65 (650) (4-Cyl.)	1963-64	~	1542745-1765043	29-71422-1	N/A	N/A
65 (650) (4-Cyl.)	1965-66	~	1765044-2119748	29-71422-1	N/A	N/A
65 (650) (4-Cyl.)	1967	~	2119749-2309310	29-71422-1	N/A	N/A
65 (650) (4-Cyl.)	1968-71	~	2309311-3293183	29-71422-1	N/A	N/A
65 (650) (3-Cyl.)	1973-76	~	3293184-4571651	29-71422-1	29-47270	31-62596A2
65 (650) (3-Cyl.)	1973-75	~	8006640-8042349	29-71422-1	29-47270	31-62596A2
65 (650) (3-Cyl.)	1973-76	~	9020074-9135824	29-71422-1	29-47270	31-62596A2
65 (650) (3-Cyl.)	1973-76	~	7013633-7087822	29-71422-1	29-47270	31-62596A2
65 Jet	1994-98	USA	0D283222 & Up	42943A1	29-818391	31-43012A1
65 Jet	1994-98	BEL	9793577 & Up	42943A1	29-818391	31-43012A1
70 (700) (6-Cyl.)	1960-61	~	1296411-1566239	29-71422-1	29-20063	29-20046T
70 (3-Cyl.)	1977-79	USA	4571652-5579016	29-71422-1	29-47270	31-62596A2
70 (3-Cyl.)	1977-79	AUS	8042350-8065064	29-71422-1	29-47270	31-62596A2
70 (3-Cyl.)	1977-79	BEL	9135825-9255130	29-71422-1	29-47270	31-62596A2
70 (3-Cyl.)	1977-79	CAN	7087823-7145937	29-71422-1	29-47270	31-62596A2
70 (3-Cyl.)	1980-83	USA	5579017-6428680	29-71422-1	29-47270	31-62596A2
70 (3-Cyl.)	1980-83	AUS	8065065 & Up	29-71422-1	29-47270	31-62596A2
70 (3-Cyl.)	1980-83	BEL	9255131-9385910	29-71422-1	29-47270	31-62596A2
70 (3-Cyl.)	1980-83	CAN	7145938-7208332	29-71422-1	29-47270	31-62596A2
70 (3-Cyl.) Rod No. 938-8532-1	1987	USA	0A996142 & Up	43943A1	29-88258	31-43012A1
70 (3-Cyl.) Rod No. 938-8532-1	1987	BEL	9483121 & Up	43943A1	29-88258	31-43012A1
70 (3-Cyl.) Rod No. 646-818846	1987	USA	0A996142 & Up	43943A1	29-818391	31-43012A1
70 (3-Cyl.) Rod No. 646-818846	1987	BEL	9483121 & Up	43943A1	29-818391	31-43012A1
75 (4-Cyl.)	1984-88	USA	6432901 & Up	29-71422-1	29-47270	31-62596A2
75 (4-Cyl.)	1984-88	BEL	9393856 & Up	29-71422-1	29-47270	31-62596A2
75 (4-Cyl.)	1984-88	CAN	7208573 & Up	29-71422-1	29-47270	31-62596A2
75 (3-Cyl.) Rod No. 638-8532-1	1990-93	USA	0C222000-0D283221	43943A1	29-88258	31-43012A1
75 (3-Cyl.) Rod No. 638-8532-1	1990-93	BEL	9589039-9793576	43943A1	29-88258	31-43012A1
75 (3-Cyl.) Rod No. 646-818846	1990-93	USA	0C222000-0D283221	43943A1	29-818391	31-43012A1
75 (3-Cyl.) Rod No. 646-818846	1990-93	BEL	9589039-9793576	43943A1	29-818391	31-43012A1
75 (3-Cyl.)	1994-98	USA	0D283222 & Up	42943A1	29-818391	31-43012A1
75 (3-Cyl.)	1994-98	BEL	9793577 & Up	42943A1	29-818391	31-43012A1
80 (800) (6-Cyl.)	1960-61	~	1335465-1566239	29-71422-1	N/A	N/A
80 (800) (4-Cyl.)	1969-72	~	2559001-2670574	29-71422-1	29-47270	31-62596A2

SOUTHSIDE MARINE COMPONENTS

Mercury / Mariner						
BEARING APPLICATIONS						
MODEL	YEAR	C/TRY	SERIAL NO. RANGE	CENTRE BEARING	CON ROD BEARING SMALL END	CON ROD BEARING BIG END
80 (800) (4-Cyl.)	1969-72	~	2783253-3493912	29-71422-1	29-47270	31-62596A2
80 (80, 800) (4-Cyl.)	1978-79	USA	4831999-5582561	29-71422-1	29-47270	31-62596A2
80 (80, 800) (4-Cyl.)	1978-79	AUS	8050200-8067014	29-71422-1	29-47270	31-62596A2
80 (80, 800) (4-Cyl.)	1978-79	BEL	9177626-9256130	29-71422-1	29-47270	31-62596A2
80 (80, 800) (4-Cyl.)	1978-79	CAN	7110998-7146216	29-71422-1	29-47270	31-62596A2
80 (80) (4-Cyl.)	1980-83	USA	5582562-6432900	29-71422-1	29-47270	31-62596A2
80 (80) (4-Cyl.)	1980-83	AUS	8067015 & Up	29-71422-1	29-47270	31-62596A2
80 (80) (4-Cyl.)	1980-83	BEL	9256131-9393855	29-71422-1	29-47270	31-62596A2
80 (80) (4-Cyl.)	1980-83	CAN	7146213-7208572	29-71422-1	29-47270	31-62596A2
80 (3-Cyl.) Rod No. 638-8532-1	1987	USA	0A996142-0C221999	42943A1	29-88258	31-43012A1
80 (3-Cyl.) Rod No. 638-8532-1	1987	BEL	9483121-9589038	42943A1	29-88258	31-43012A1
80 (3-Cyl.) Rod No. 646-818846	1987	USA	0A996142-0C221999	42943A1	29-818391	31-43012A1
80 (3-Cyl.) Rod No. 646-818846	1987	BEL	9483121-9589038	42943A1	29-818391	31-43012A1
80 Jet	1994-98	USA	0D283222 & Up	42943A1	29-818391	31-43012A1
80 Jet	1994-98	BEL	9793577 & Up	42943A1	29-818391	31-43012A1
85 (850, 76 CID) (6-Cyl.)	1963-64	~	1460999-1464848	29-71422-1	N/A	N/A
85 (850, 90 CID) (6-Cyl.)	1963-64	~	1566240-1766823	29-71422-1	N/A	N/A
85 (850) (4-Cyl.)	1973-77	USA	3493913-3865694	29-71422-1	29-47270	31-62596A2
85 (850) (4-Cyl.)	1973-77	AUS	8005440-8017139	29-71422-1	29-47270	31-62596A2
85 (850) (4-Cyl.)	1973-77	BEL	9011604-9053363	29-71422-1	29-47270	31-62596A2
85 (850) (4-Cyl.)	1973-77	CAN	7010108-7033027	29-71422-1	29-47270	31-62596A2
85 (850) (4-Cyl.)	1973-77	USA	3865695-4831998	29-71422-1	29-47270	31-62596A2
85 (850) (4-Cyl.)	1973-77	AUS	8017140-8050199	29-71422-1	29-47270	31-62596A2
85 (850) (4-Cyl.)	1973-77	BEL	9053364-9177625	29-71422-1	29-47270	31-62596A2
85 (850) (4-Cyl.)	1973-77	CAN	7033028-7110997	29-71422-1	29-47270	31-62596A2
90 (900) (6-Cyl.)	1965	~	1766824-1850448	29-71422-1	N/A	N/A
90 (900) (6-Cyl.)	1965	~	1850449-1869775	29-71422-1	N/A	N/A
90 (90, 900) (6-Cyl.)	1978-79	USA	4845301-5594656	29-71422-1	29-47270	31-62596A2
90 (90, 900) (6-Cyl.)	1978-79	CAN	7111698-8060694	29-71422-1	29-47270	31-62596A2
90 (90) (6-Cyl.)	1980-83	USA	5594657 & Up	29-71422-1	29-47270	31-62596A2
90 (90) (6-Cyl.)	1980-83	AUS	8071020 & Up	29-71422-1	29-47270	31-62596A2
90 (90) (6-Cyl.)	1980-83	CAN	7147088 & Up	29-71422-1	29-47270	31-62596A2
90 (3-Cyl.) Rod No. 638-8532-1	1987	USA	0A996142-0D283221	42943A1	29-88258	31-43012A1
90 (3-Cyl.) Rod No. 638-8532-1	1987	BEL	9483121-9793576	42943A1	29-88258	31-43012A1
90 (3-Cyl.) Rod No. 646-818846	1987	USA	0A996142-0D283221	42943A1	29-818391	31-43012A1
90 (3-Cyl.) Rod No. 646-818846	1987	BEL	9483121-9793576	42943A1	29-818391	31-43012A1
90 (90) (3-Cyl.)	1994-98	USA	0D283222 & Up	42943A1	29-818391	31-43012A1
90 (90) (3-Cyl.)	1994-98	BEL	9793577 & Up	42943A1	29-818391	31-43012A1
95 (950E) (6-Cyl.)	1966-67	~	1869776-2318585	29-71422-1	N/A	N/A
95 (950E-SS)	1966-67	~	1869776-2318585	29-71422-1	N/A	N/A
95 (950E-SS-1)	1966-67	~	1869776-2318585	29-71422-1	N/A	N/A
100 (1000)	1964-65	~	1464949-2318585	29-71422-1	N/A	N/A
100 (1000SS)	1968-69	~	2318586-2836018	29-71422-1	N/A	N/A
100 (1000BP)	1968	~	2399698-2641854	29-71422-1	N/A	N/A
100 (1000BP)	1969	~	2641855-3253111	N/A	29-47270	31-62596A2

SOUTHSIDE MARINE COMPONENTS

Mercury / Mariner						
BEARING APPLICATIONS						
MODEL	YEAR	C/TRY	SERIAL NO. RANGE	CENTRE BEARING	CON ROD BEARING SMALL END	CON ROD BEARING BIG END
110 (1100E)	1966-67	~	1870204-2314955	29-71422-1	N/A	N/A
110 (1100E-SS)	1966-67	~	1870204-2314955	29-71422-1	N/A	N/A
110 (1100E-SS-1)	1966-67	~	1870204-2314955	29-71422-1	N/A	N/A
105 Jet	1996 & Up	~	0D082000 & Up	~	29-822553	388344
115 (1150)	1970-72	~	2836019-3525440	29-71422-1	29-47270	31-62596A2
115 (1150, 115)	1973-79	USA	3525441-5600966	29-71422-1	29-47270	31-62596A2
115 (1150, 115)	1973-79	AUS	8008665-8061269	29-71422-1	29-47270	31-62596A2
115 (1150, 115)	1973-79	CAN	7010763-7147987	29-71422-1	29-47270	31-62596A2
115 (6-Cyl.)	1980	USA	5600967-6262960	29-71422-1	29-47270	31-62596A2
115 (6-Cyl.)	1980	AUS	8067340 & Up	29-71422-1	29-47270	31-62596A2
115 (6-Cyl.)	1980	CAN	7147988-7200642	29-71422-1	29-47270	31-62596A2
115 (6-Cyl.)	1984-88	USA	6262961-0C099999	29-71422-1	29-47270	31-62596A2
115 (6-Cyl.)	1984-88	CAN	7200643 & Up	29-71422-1	29-47270	31-62596A2
115 (4-Cyl.) Rod No. 638-8532-1	1988-93	USA	0C100000 & Up	42943A1	29-88258	31-43012A1
115 (4-Cyl.) Rod No. 638-8532-1	1988-93	BEL	9559771 & Up	42943A1	29-88258	31-43012A1
115 (4-Cyl.) Rod No. 646-818846	1989-93	USA	0C100000 & Up	42943A1	29-818391	31-43012A1
115 (4-Cyl.) Rod No. 646-818846	1989-93	BEL	9559771 & Up	42943A1	29-818391	31-43012A1
115 (4-Cyl.)	1994-98	USA	0D283222 & Up	42943A1	29-818391	31-43012A1
115 (4-Cyl.)	1994-98	BEL	9793577 & Up	42943A1	29-818391	31-43012A1
125 (1250, 1250BP)	1968-69	~	2314956-2641954	29-71422-1	29-47270	31-62596A2
125 (1250BP)	1969	~	2641955-3253111	29-71422-1	29-47270	31-62596A2
125 (4-Cyl.)	1994-98	USA	0D283222 & Up	42943A1	29-818391	31-43012A1
125 (4-Cyl.)	1994-98	BEL	9793577 & Up	42943A1	29-818391	31-43012A1
135 (1350)	1970-71	~	2839369-3293233	29-71422-1	29-47270	31-43012A1
1400	1972	~	3293234-3502805	29-71422-1	29-47270	31-43012A1
1400-140	1978-79	USA	4865678 & Up	29-71422-1	29-47270	31-43012A1
1400-140	1978-79	AUS	8052650 & Up	29-71422-1	29-47270	31-43012A1
1400-140	1978-79	CAN	7112773 & Up	29-71422-1	29-47270	31-43012A1
140 Jet	1996-98	USA	0D082000 & Up	31-16756A6	29-818391	388344
V-135 w/Metal Caged Centre Bearing	1986-88	USA	0A904646-0C239552	31-93495	29-67483	388344
V-135 w/Plastic Caged Centre Bearing	1986-88	USA	0A904646-0C239552	~	29-67483	388344
V-135 Rod No. 636-8118	1991	USA	0C239553-0D082000	31-16756A6	29-67483	388344
V-135 Rod No. 644-818141A2	1991	USA	0C239553-0D082000	31-16756A6	29-822553	388344
V-135	1992-95	USA	0D082000 & Up	31-16756A6	29-822553	388344
V-135 DFI	1992-95	USA	0D082000 & Up	31-16756A6	29-822553	388344
1500-1500XS	1973-78	~	3502806-5327662	29-71422-1	29-47270	31-62596A2

SOUTHSIDE MARINE COMPONENTS

Mercury / Mariner						
BEARING APPLICATIONS						
MODEL	YEAR	C/TRY	SERIAL NO. RANGE	CENTRE BEARING	CON ROD BEARING SMALL END	CON ROD BEARING BIG END
1500-1500XS	1973-78	~	8005615-8052649	29-71422-1	29-47270	31-62596A2
1500-1500XS	1973-77	~	7010533-7112772	29-71422-1	29-47270	31-62596A2
V-150 (V-1500)	1973-77	USA	4868998-0C100860	31-88903	29-67483	388344
V-150	1989-90	USA	0C100861-0C239552	~	29-67483	388344
V-150 Rod No. 636-8118	1988-91	USA	0C239553-0D081999	31-16756A6	29-67483	388344
V-150 Rod No. 644-818141A2	1988-91	USA	0C239553-0D081999	31-16756A6	29-822553	388344
V-150 EFI	1992-95	USA	0D082000 & Up	31-16756A6	29-822553	388344
V-150 DFI	1992-95	USA	0D082000 & Up	31-16756A6	29-822553	388344
XR-4	1988-89	USA	0B242885-0C239552	~	29-67483	388344
XR-4	1991	USA	0C239553-0D081999	31-16756A6	29-67483	388344
XR-6	1992-95	USA	0D082000 & Up	31-16756A6	29-822553	388344
V-175 (1750)	1976-81	USA	4302135-6618750	31-88903	29-67483	388344
V-175 (1750)	1976-79	AUS	8058870 & Up	31-88903	29-67483	388344
V-175	1985-88	USA	6618751-0C239552	~	29-67483	388344
V-175	1991	USA	0C239553-0D081999	31-16756A6	29-67483	388344
V-175	1992-95	USA	0D082000 & Up	31-16756A6	29-822553	388344
V-175 XRI	1991	USA	0D000750-0D81999	31-16756A6	29-67483	388344
V-175 EFI	1992-95	USA	0D082000 & Up	31-16756A6	29-822553	388344
V-200 (V2000)	1978-79	USA	4839034-5363917	31-88903	29-67483	388344
V-200	1980-81	AUS	5363918-6073191	31-88903	29-67483	388344
V-200	1980-81	USA	8061595-8065672	31-88903	29-67483	388344
V-200 (2.4L)	1982	USA	6073192-0C291519	~	29-67483	388344
V-200 (2.5L) Rod No. 636-8118	1991	USA	0C291520-0D081999	31-16756A6	29-67483	388344
V-200 (2.5L) Rod No. 644-818141A2	1991	USA	0C291520-0D081999	31-16756A6	29-822553	388344
V-200	1992-95	USA	0D082000 & Up	31-16756A6	29-822553	388344
V-200 EFI	1989-90	USA	0C100861-0C291519	~	29-67483	388344
V-200 EFI Rod No. 644-818141A2	1991	USA	0C291520-0D081999	31-16756A6	29-822553	388344
V-200 EFI Rod No. 636-8118	1991	USA	0C291520-0D081999	31-16756A6	29-67483	388344
V-200 EFI	1992-95	USA	0D082000-0G303045	31-16756A6	29-822553	388344
V-200 EFI	1996-98	USA	0G303046 & Up	31-16756A6	29-822553	388344
V-200 DFI	1997	USA	0G386496-0G589999	817001A1	29-88258	31-43012A1
V-200 DFI	1998	USA	0G590000 & Up	817001A1	29-88258	31-43012A1
V-220	1987-88	USA	0B117316 & Up	~	29-67483	388344
V-225	1980-81	USA	5628028 & Up	~	29-67483	388344
V-225 (225 Seapro)	1994-98	USA	0D280813 & Up	817001A1	29-88258	31-43012A1
V-225 DFI	1998	USA	0G590000 & Up	817001A1	29-88258	31-43012A1
V-225	1995-98	USA	0G129222 & Up	817001A1	29-88258	31-43012A1
V-250 EFI	1995-98	USA	0G129222 & Up	817001A1	29-88258	31-43012A1
V-250	1995-98	USA	0C101891 & Up	387041	29-88258	31-43012A1
V-275	1989-94	USA	0C101891 & Up	387041	29-88258	31-43012A1
V-3.4L	1980-87	USA	5611648 & Up	387041	29-88258	31-43012A1

SOUTHSIDE MARINE COMPONENTS



Mercury 2 & 3 Cyl
Part No: 640-9612A 7



Mercury L3-L4
Top Guided
Part No: 646-818846A3



Mercury V-6
Bottom Guided Rod
Replaces: 636-81189A 5, 638-8118
Part No: 636-8118A5



Mercury L3-L4
Bottom Guided
Replaces 638-8532-1
Part No: 638-9002A2



Mercury V6 2.0 & 2.5L
Top Guided Rod
Part No: 644-818141A2



Torque Spec 180 in. lbs.

Part No: 10-91012



Torque Spec 30 ft. lbs.

V6 Bottom Guided
1984-91
Part No: 10-93886



Torque Spec 30 ft. lbs.
plus 90 Degrees

V6 Top Guided
1992 & Up
Part No: 10-76349-1



Torque Spec 30ft. lbs.
plus 90 degrees
L3, L4 & 3.0L V6
2004-05 3-Cyl DFI
75 / 90 / 115 HP
Part No: 10-94320



CHECK AVAILABILITY

70-90 up to 1993
L3 Crankshaft
Part No: 472-9001A3



CHECK AVAILABILITY

1994-Up
L3 Crankshaft
Part No: 493-827616T 1



CHECK AVAILABILITY

100-115 HP 88 & Up
Part No: 473-9193A3

SOUTHSIDE MARINE COMPONENTS

CRANKSHAFT BEARINGS, OIL SEALS & O-RINGS/THRUST WASHER

Crankshaft Bearings



Part No: 30-63742



Part No: 30-43011



Part No: 30-67923



Part No: 30-64424



Part No: 30-62567



CON ROD THRUST WASHER

Part No: 12-8M0012298

Crankshaft Oil Seals



Part No: 26-16977



Part No: 26-66301



Replaces: 313992
Part No: 26-41953



Part No: 26-43993



Part No: 26-54815



Part No: 26-56397



Part No: 26-66302



Part No: 26-815449



Part No: 26-830898

Crankshaft O-rings

Part No:	Part No:
25-20081	25-89497
25-32546	25-64966
25-54029	25-67206
25-62457	25-89224
25-62700	314728 Replaces: 25-90011



SOUTHSIDE MARINE COMPONENTS

MERCURY SEAL KITS			
MODEL	CYL	SERIAL NUMBER	SEAL KIT
20 HP 1973-77	2	337531-4709592	2016-3
25 HP 88, 1983 & Up	2		2019
35 HP 1972-88 NOT MARINER	2	6445653-B10788	2016-3
30-40 HP 1991-1997	2		2016-3
30-40 HP 1998-2004	2	OG055314 & Up	2020
40 HP (Mariner)	2		2016-3
45/50 HP 1968-95	4	2116318-B110788	2016-3
50 HP 1984-88	3	6428681-B122929	2016-3
60 HP 1984-88	3	6428681-B122929	2016-3
40/50/60 HP 1991-1997	3	D000750 & Up	2016-3
40/50/55/60 HP 1998-2005	3	OG055314 & Up	2020
65 HP 1972-75	3	3293184-4382056	2016-3
65 HP 1976-77	3	4382057-4571651	2016-3
70 HP 1977-83	3	4571652-6428600	2016-3
70 HP 1987-89	3	A996142 & Up	2017
75 HP 1975 & Up	4	6432901 & Up	2016-3
75 HP 1990 & Up	3	A996142 & Up	2017
80 HP 1969-72	4	2559001-34936912	2016-3
80 HP 1978-83	4	4831999-6432900	2016-3
85 HP 1987-92	3	A996142 & Up	2017
85 HP 1973-85	4	3493913-4366801	2016-3
85 HP 1976-78	4	4366802-4831998	2016-3
90 HP 1975-86	6 INLINE	4845301-5299505	2016-3
90 HP 1987 & Up	3	A996142 & Up	2017
70-115 HP 4-Stroke	4	OG960500 & Up	2020
100 HP 1988-2000	4	B209468 & Up	2017
115 HP 1975-88	6 INLINE	3525441-4855152	2016-3
115 HP 1988 & Up	4	B209468 & Up	2017
115 HP 2.5L DFI	V6 2.5L	OG960500-OT178499	2016-3
125 HP 1994 & Up	4	D283222 & Up	2017
135 HP 1986-90	V6 2.0L	A90464-C239552	2016-3
135 HP 1991-2001	V6 2.0L	C239553 & Up	2016-3
135 HP 2.5L DFI	V6 2.5L	OG590000 & Up	2016-3
140 HP 1978-81	6 INLINE	3293234-3502805	2016-3
150 HP 1974-78	6 INLINE	3502806-4868997	2016-3
150 HP 1978-82	V6 2.0L	486848-6042945	2016-3
150 HP 1983-90	V6 2.0L	6042946-C239552	2016-3
150 HP 1991-2005	V6 2.0L	C239553 & Up	2016-3
150 HP 2.5L DFI	V6 2.5L	OG590000-OG960499	2016-3
150 HP 2.5L DFI	V6 2.5L	OG960500 & Up	2016-3
150XR4 1988-91	V6 2.4L	B242885-C239552	2016-3
175 HP 1976-84	V6 2.0L	4301235-6618750	2016-3

SOUTHSIDE MARINE COMPONENTS

MERCURY SEAL KITS			
MODEL	CYL	SERIAL NUMBER	SEAL KIT
175 HP 1985-91	V6 2.4L	6618751-C239552	2016-3
175 HP 1992-2002	V6 2.5L	C239553 & UP	2016-3
175 HP SPORT JET 97-99	V6 2.5L		2016-3
175 HP SPORT JET 00-03	V6 2.5L		2016-3
175 HP 2.5L DFI	V6 2.5L	OT1785000-OT801000 & UP	2016-3
200 HP 1978-81	V6 2.4L	4839034-5363917	2016-3
200 HP 1982	V6 2.4L	6073192-6203990	2016-3
200 HP 1983-91	V6 2.4L	6203991 & UP	2016-3
200 HP 1992-05	V6 2.5L	D082000 & UP	2016-3
200 HP SPORTJET DFI 01-03	V6 2.5L		2016-3
200 HP PROMAX	V6 2.5L	OD935000-OG610079	2016-3
200 HP PROMAX	V6 2.5L	OG857000 & UP	2016-3
200 HP 3.0L DFI/OPTIMAX	V6 3.0L	OG3866496-OG589999	2018 *
200 HP 3.0L DFI/OPTIMAX	V6 3.0L	OG960500-OT178499 & UP	2018 *
210 HP SPORTJET (CARB) 01-03	V6 2.5L		2016-3
220 HP 1987-88	V6 2.4L	B117316 & UP	2016-3
200 HP 3.0L DFI/OPTIMAX	V6 3.0L	OG590000-OG960499	2018 *
200 XS DFI 2.5L	V6 2.5L	OT235000-UP	2016-3
225 HP 1980-93	V6 2.4L	5628028-D280812	2016-3
225 HP PROMAX	V6 2.5L	OD935638-OT429939	2016-3
225 HP 3.0L CARB	V6 3.0L	OD280813-OG7602999	2018 *
225 HP 3.0L CARB	V6 3.0L	OG245605-OT408999	2018 *
225 HP 3.0L EFI	V6 3.0L	OG76300-OT480999	2018 *
225 HP 3.0L EFI	V6 3.0L	OT409000-UP	2018 *
225 HP 3.0L DFI/OPTIMAX	V6 3.0L	OG960500-OT801000 & UP	2018 *
225 HP 3.0L DFI/OPTIMAX	V6 3.0L	OG590000-OG960499	2018 *
XR6 1992 & LATER	V6 2.5L	D082000 & UP	2016-3
225 HP 3.0L DFI DTS	V6 3.0L	OT599000 & UP	2018 *
225-250 HP 3.0L EFI	V6 3.0L	OG129222-OT408999	2018 *
240 HP SPORT JET EFI 01-03	V6		2016-3
250XB 3.0L	V6 3.0L	OG980600-OT800999	2018 *
250XS 3.0 DFI	V6 3.0L	OT6514945-OT818042	2018 *
250 HP 3.0L EFI/OPTIMAX	V6 3.0L	OT409000-OT800999 & UP	2018 *
250 HP SPORT JET DFI 3.0L	V6		2018 *
260-280 HP HI-PERF OFFSHORE	V6 2.5L EFI	OG367000-OG85699 & UP	2016-3
2.5L DFI/OPTIMAX 2000-UP	V6 2.5L DFI		2016-3
3000 HP 3.0L EFI PROMAX SUPER MAG	V6 3.0L	OG610221-OT105297	2018 *
300X 3.0L EFI PROMAX	V6 3.0L	OT235084-OT429940 & UP	2018 *
Note – * Do not use 3L single seal lower caps. Replace with Mercury #1171-9787A5. If cap has been replaced, use 3 piece (1 upper & 2 lower) seal kit #2018			

SOUTHSIDE MARINE COMPONENTS



Crank Seal Kit
(3 Seals)
40-200 HP
Not 3 & 4 Cyl "L" Motor
Part No: 2016-3



Crank Seal Kit
(2 Seals)
70-125 HP
1987 & Up "L" Motor
Part No: 2017



Crank Seal Kit
25 HP Merc
1983-Up
Part No: 2019



Crank Seal Kit
60 HP Bigfoot
2 & 3 Cyl Metric Motor
Part No: 2020



Upper Seal
60 HP Bigfoot
Part No: 26-817397 1



Lower Crank Seal
6,8,9,9,15 HP
Part No: 26-12566



Ignition Coil
Various Motors up to 2006 6 HP-UP 2 stroke
Replaces: 339-832757A4
Part No: 339-7370A13



Ignition Coil
40-50 HP 4-Stroke
Part No: 339-825101T



Spark Plug Wire
Sold Per Metre
Part No: 510883



6 Cyl Spark Plug Wire Kit
Part No: 815358A1 KIT



Spark Plug Boot Kit
Part No: 663-82370-01

SOUTHSIDE MARINE COMPONENTS

MODEL	YEAR	C/TRY	SERIAL RANGE	STARTER SOLENOID	POWER TRIM SOLENOID
6/8/9.9	1986-93	USA/BEL	0A197-OD280/ 946-979	89-96054T	N/A
8 (209cc) 4 stroke				68N-81940-00	
9.9 (209cc) 4 stroke				68N-81940-00	
18 (18, 18XD)	1980-85	USA	5837437 And Up	89-96054T	N/A
18 (18, 18XD)	1980-83	AUS	8071973 And Up	89-96054T	N/A
18	1980-83	BEL	9308306 And Up	89-96054T	N/A
18	1980-83	CAN	7173723 And Up	89-96054T	N/A
20 (200, 20)	1978-81	USA	4709593-6443972	89-853654A1	N/A
20 (200, 20)	1978-81	AUS	8045199 And Up	89-853654A1	N/A
20 (200, 20)	1978-81	BEL	9157230-9415100	89-853654A1	N/A
20 (200, 20)	1978-81	CAN	7098523-7209532	89-853654A1	N/A
20 (20, 20XD)	1986-87	USA	6443973 And Up	89-96054T	N/A
20 (20, 20XD)	1986-87	BEL	9415101 And Up	89-96054T	N/A
20 (20, 20XD)	1986-87	CAN	7209533 And Up	89-96054T	N/A
25 (25, 25 XD) (2-Cyl.)	1980-94	USA	5705532-0G044026	89-96054T	N/A
25 (25, 25 XD) (2-Cyl.)	1980-83	AUS	8073158 And Up	89-96054T	N/A
25	1980-83	BEL	9315316 And Up	89-96054T	N/A
25	1980-83	CAN	7166928 And Up	89-96054T	N/A
25 (4-Stroke)	1998	USA	0G590000 And Up	89-818997T1	N/A
25 EFI / Jet EFI (3-Cyl.) 4 stroke				68N-81940-00	
30 (2-Cyl.) (644cc)	1994-98	USA	0G053314 And Up	89-818997T1	N/A
30 (2-Cyl.) (644cc)	1994-98	BEL	0P017000 And Up	89-818997T1	N/A
30 EFI (3-Cyl.) 4 stroke				68N-81940-00	
30 (Jet) (Non-Handle)	1994-97	USA	0C159200-0G589999	89-96054T	N/A
30 (Jet) (Non-Handle)	1998	USA	0G590000 And Up	89-818997T1	N/A
35 (2-Cyl.) (w/3 Ram Trim)	1984-86	USA	6645653-0C159199	89-96158T	89-96158T
35 (2-Cyl.) (w/3 Ram Trim)	1984-86	BEL	9384476 And Up	89-96158T	89-96158T
35 (2-Cyl.) (w/3 Ram Trim)	1984-86	CAN	7209608 And Up	89-96158T	89-96158T
35 (2-Cyl.) (w/1 Ram Trim)	1987-89	USA	0C159200 And Up	89-96158T	N/A
35 (2-Cyl.) (w/1 Ram Trim)	1984-89	BEL	ALL	89-96158T	N/A
40 (40, 402, 400) (2-Cyl.)	1970-79	USA	2874704-5556229	25661	N/A
40 (40, 402, 400) (2-Cyl.)	1972-79	AUS	8002335-8064749	25661	N/A
40 (40, 402, 400) (2-Cyl.)	1972-79	BEL	3339688-9251455	25661	N/A
40 (40, 402, 400) (2-Cyl.)	1972-77	CAN	3340783-7144762	25661	N/A
40 (2-Cyl.)	1980-83	USA	5556230-5823917	89-853654A1	N/A
40 (2-Cyl.)	1980-83	AUS	8064750-8070639	89-853654A1	N/A
40 (2-Cyl.)	1980-83	BEL	9251456-9298955	89-853654A1	N/A
40 (2-Cyl.)	1980-83	CAN	7144763-7169337	89-853654A1	N/A
40 (2-Cyl.)	1980-83	USA	5823918-0G053313	89-96158T	N/A
40 (2-Cyl.)	1980-83	AUS	8070640 And Up	89-96158T	N/A
40 (2-Cyl.)	1980-83	BEL	9298956 And Up	89-96158T	N/A
40 (2-Cyl.)	1980-83	CAN	7169338 And Up	89-96158T	N/A
40 (2-Cyl.)	1994-98	USA	0G053314 And Up	89-818997T1	N/A
40 (3-Cyl.)	1997-98	USA	0G531301 And Up	89-818997T1	N/A
40 (3-Cyl.)	1997-98	BEL	9973100 And Up	89-818997T1	N/A
40 (4-Cyl.) (w/solenoids)	1989 & Up	USA	0C159200 And Up	89-96054T	89-818999A2
40 (4-Cyl.) (w/solenoids)	1989 & Up	BEL	9570790 And Up	89-96054T	89-818999A2
40 (4-Cyl.) (w/relays)	1989 & Up	USA	0C159200 And Up	89-96054T	N/A
40 (4-Cyl.) (w/relays)	1989 & Up	BEL	9570790 And Up	89-96054T	N/A
40 (4-Stroke)	1998	USA	0G231123 And Up	~	N/A
45 (4-Cyl.) (w/o trim fuse)	1986	USA	5531630-6146848	89-853654A1	89-818997T1
45 (4-Cyl.) (w/o trim fuse)	1986	AUS	8063985-8075602	89-853654A1	89-818997T1
45 (4-Cyl.) (w/o trim & fuse)	1986	BEL	9248006-9362390	89-853654A1	89-818997T1
45 (4-Cyl.) (w/o trim & fuse)	1986	CAN	7143688-7198592	89-853654A1	89-818997T1
45 (4-Cyl.) (w/ trim & fuse)	1986	USA	5531630-6146848	89-853654A1	89-96158T
45 (4-Cyl.) (w/ trim & fuse)	1986	AUS	8063985-8075602	89-853654A1	89-96158T

SOUTHSIDE MARINE COMPONENTS

MODEL	YEAR	C/TRY	SERIAL RANGE	STARTER SOLENOID	POWER TRIM SOLENOID
45 (4-Cyl.) (w/ trim & fuse)	1986	BEL	9248006-9362390	89-853654A1	89-96158T
45 (4-Cyl.) (w/ trim & fuse)	1986	CAN	7143688-7198592	89-853654A1	89-96158T
45 (4-Cyl.) (w/o trim & fuse)	1986-89	USA	6146849 And Up	89-96158T	89-818997T1
45 (4-Cyl.) (w/o trim & fuse)	1986-89	BEL	9362391 And Up	89-96158T	89-818997T1
45 (4-Cyl.) (w/o trim & fuse)	1986-89	CAN	7198593 And Up	89-96158T	89-818997T1
45 (4-Cyl.) (w/ trim & fuse)	1986-89	USA	6146849 And Up	89-96158T	89-96158T
45 (4-Cyl.) (w/ trim & fuse)	1986-89	BEL	9362391 And Up	89-96158T	89-96158T
45 (4-Cyl.) (w/ trim & fuse)	1986-89	CAN	7198593 And Up	89-96158T	89-96158T
45 (4-Cyl.)	1987-89	USA	0B110789 And Up	89-96158T	89-96158T
45 (4-Cyl.)	1987-89	BEL	9466692 And Up	89-96158T	89-96158T
45 (4-Cyl.)	1987-89	CAN	0A719281 And Up	89-96158T	89-96158T
45 (4-Stroke/Bodensee)	1996-98	USA	0G231123 And Up	~	N/A
45 Jet (w/ flush mount stater solenoid)	1994-95	USA	0D000750-0G290584	89-96054T	N/A
45 (4-Cyl.) (w/ trim & fuse)	1986-89	CAN	7198593 And Up	89-96158T	89-96158T
45 (4-Cyl.)	1987-89	USA	0B110789 And Up	89-96158T	89-96158T
45 (4-Cyl.)	1987-89	BEL	9466692 And Up	89-96158T	89-96158T
45 (4-Cyl.)	1987-89	CAN	0A719281 And Up	89-96158T	89-96158T
45 (4-Stroke/Bodensee)	1996-98	USA	0G231123 And Up	~	N/A
45 Jet (w/ flush mount stater solenoid)	1994-95	USA	0D000750-0G290584	89-96054T	N/A
45 Jet	1998	USA	0G590000 And Up	89-818997T1	N/A
50 (500)	1971-74	USA	3008819-4140999	25661	N/A
50 (500)	1971-74	AUS	3015354-8029514	25661	N/A
50 (500)	1971-74	BEL	9001581-9082513	25661	N/A
50 (500)	1971-74	CAN	3015454-7051982	25661	N/A
50 (50, 500)	1975-79	USA	4141000-5531629	89-853654A1	N/A
50 (50, 500)	1975-79	AUS	8029515-8063984	89-853654A1	N/A
50 (50, 500)	1975-79	BEL	9082514-9248005	89-853654A1	N/A
50 (50, 500)	1975-79	CAN	7051983-7143687	89-853654A1	N/A
50 (4-Cyl.) (w/o trim fuse)	1980-85	USA	5531630-6146848	89-853654A1	89-818997T1
50 (4-Cyl.) (w/o trim fuse)	1980-85	AUS	8063985-8075602	89-853654A1	89-818997T1
50 (4-Cyl.) (w/o trim fuse)	1980-85	BEL	9248006-9362390	89-853654A1	89-818997T1
50 (4-Cyl.) (w/o trim fuse)	1980-85	CAN	7143688-7198592	89-853654A1	89-818997T1
50 (4-Cyl.) (w/ trim circuit breaker & fuse)	1980-85	USA	5531630-6146848	89-853654A1	89-96158T
50 (4-Cyl.) (w/ trim circuit breaker & fuse)	1980-85	AUS	8063985-8075602	89-853654A1	89-96158T
50 (4-Cyl.) (w/ trim circuit breaker & fuse)	1980-85	BEL	9248006-9362390	89-853654A1	89-96158T
50 (4-Cyl.) (w/ trim circuit breaker & fuse)	1980-85	CAN	7143688-7198592	89-853654A1	89-96158T
50 (4-Cyl.) (w/o trim circuit breaker & fuse)	1980-85	USA	6146849 And Up	89-96158T	89-818997T1
50 (4-Cyl.) (w/o trim circuit breaker & fuse)	1980-85	BEL	9362391 And Up	89-96158T	89-818997T1
50 (4-Cyl.) (w/o trim circuit breaker & fuse)	1980-85	CAN	7198593 And Up	89-96158T	89-818997T1
50 (4-Cyl.) (w/ trim circuit breaker & fuse)	1980-85	USA	6146849 And Up	89-96158T	89-96158T
50 (4-Cyl.) (w/ trim circuit breaker & fuse)	1980-85	BEL	9362391 And Up	89-96158T	89-96158T
50 (4-Cyl.) (w/ trim circuit breaker & fuse)	1980-85	CAN	7198593 And Up	89-96158T	89-96158T
50 (3-Cyl.)	1986-87	USA	6428681-0B122929	~	89-96158T
50 (3-Cyl.)	1986-87	BEL	9385911-9469199	~	89-96158T
50 (3-Cyl.)	1986-87	CAN	7208333-0A721308	~	89-96158T
50 (3-Cyl.) (w/ 3 Ram Trim)	1988-90	USA	0B122930-0D000749	89-96158T	89-96158T
50 (3-Cyl.) (w/ 3 Ram Trim)	1988-90	BEL	9469200-9683054	89-96158T	89-96158T
50 (3-Cyl.) (w/ 3 Ram Trim)	1988-90	CAN	0A721309 And Up	89-96158T	89-96158T
50 (3-Cyl.) (w/ 1 Ram Trim)	1988-90	USA	0B122930-0D000749	89-96158T	N/A
50 (3-Cyl.) (w/ 1 Ram Trim)	1988-90	BEL	9469200-9683054	89-96158T	N/A
50 (3-Cyl.) (w/ 1 Ram Trim)	1988-90	CAN	0A721309 And Up	89-96158T	N/A
50 (3-Cyl.) (w/ flush mount starter solenoid)	1991-95	USA	0D000750-0D081999	89-96054T	N/A
50 (3-Cyl.) (w/ flush mount starter solenoid)	1991-95	BEL	9683055-9885344	89-96054T	N/A
50 (3-Cyl.) (w/ rubber bushing mount starter solenoid)	1991-95	USA	0D000750-0D081999	~	N/A
50 (3-Cyl.) (w/ rubber bushing mount starter solenoid)	1991-95	BEL	9683055-9885344	~	N/A
50 (3-Cyl.)	1996-97	USA	0G290585-0G589999	89-818999A2	N/A

SOUTHSIDE MARINE COMPONENTS

MODEL	YEAR	C/TRY	SERIAL RANGE	STARTER SOLENOID	POWER TRIM SOLENOID
50 (3-Cyl.)	1996-97	BEL	9885345-9973099	89-818999A2	N/A
50 (3-Cyl.)	1998	USA	0G590000 And Up	89-818997T1	N/A
50 (3-Cyl.)	1998	BEL	9973100 And Up	89-818997T1	N/A
55 (3-Cyl.) (w/ flush mount starter solenoid)	1996	USA	0D000750-0G290584	89-96054T	N/A
55 (3-Cyl.) (w/ flush mount starter solenoid)	1996	BEL	9683055-9885344	89-96054T	N/A
55 (3-Cyl.) (w/ rubber bushing mount starter solenoid)	1996	USA	0D000750-0G290584	~	N/A
55 (3-Cyl.) (w/ rubber bushing mount starter solenoid)	1996	BEL	9683055-9885344	~	N/A
55 (3-Cyl.)	1997	USA	0G290585-0G589999	89-818999A2	N/A
55 (3-Cyl.)	1997	BEL	9885345-9973099	89-818999A2	N/A
55 (3-Cyl.)	1998	USA	0G590000 And Up	89-818997T1	N/A
55 (3-Cyl.)	1998	BEL	9973100 And Up	89-818997T1	N/A
60 (3-Cyl.)	1984-87	USA	6428681-0B122929	89-96054T	89-96158T
60 (3-Cyl.)	1984-87	BEL	9385911-9469199	89-96054T	89-96158T
60 (3-Cyl.)	1984-87	CAN	7208333-0A721308	89-96054T	89-96158T
60 (3-Cyl.) (w/ 3 Ram Trim)	1988-90	USA	0B122930-0D000749	89-96158T	89-96158T
60 (3-Cyl.) (w/ 3 Ram Trim)	1988-90	BEL	9469200-9603054	89-96158T	89-96158T
60 (3-Cyl.) (w/ 3 Ram Trim)	1988-90	CAN	0A721309 And Up	89-96158T	89-96158T
60 (3-Cyl.) (w/ 1 Ram Trim)	1988-90	USA	0B122930-0D000749	89-96158T	N/A
60 (3-Cyl.) (w/ 1 Ram Trim)	1988-90	BEL	9469200-9603054	89-96158T	N/A
60 (3-Cyl.) (w/ 1 Ram Trim)	1988-90	CAN	0A721309 And Up	89-96158T	N/A
60 (3-Cyl.) (w/ flush mount starter solenoid)	1991-95	USA	0D000750-0G290584	89-96054T	N/A
60 (3-Cyl.) (w/ flush mount starter solenoid)	1991-95	BEL	9683055-9885344	89-96054T	N/A
60 (3-Cyl.) (w/ rubber bushing mount starter solenoid)	1991-95	USA	0D000750-0G290584	~	N/A
60 (3-Cyl.) (w/ rubber bushing mount starter solenoid)	1991-95	BEL	9683055-9885344	~	N/A
60 (3-Cyl.)	1996-97	USA	0G290585-0G589999	89-818999A2	N/A
60 (3-Cyl.)	1996-97	BEL	9885345-9973099	89-818999A2	N/A
60 (3-Cyl.)	1998	USA	0G590000 And Up	89-853654A1	N/A
60 (3-Cyl.)	1998	BEL	9973100 And Up	89-853654A1	N/A
65 (650) (4-Cyl.)	1970-71	~	2446775-3293183	25661	N/A
65 (650) (3-Cyl.)	1973-76	USA	3547987-4571651	89-853654A1	N/A
65 (650) (3-Cyl.)	1973-75	AUS	8006640-8042349	89-853654A1	N/A
65 (650) (3-Cyl.)	1973-76	BEL	9020074-9135824	89-853654A1	N/A
65 (650) (3-Cyl.)	1973-76	CAN	7013633-7087822	89-853654A1	N/A
65 Jet	1994-98	USA	ALL	89-818997T1	N/A
65 Jet	1994-98	USA	0G127500 And Up	89-817109A3	N/A
70 (3-Cyl.)	1977-79	USA	4571652-5579016	89-853654A1	N/A
70 (3-Cyl.)	1977-79	AUS	8042350-8065064	89-853654A1	N/A
70 (3-Cyl.)	1977-79	BEL	9135825-9255130	89-853654A1	N/A
70 (3-Cyl.)	1977-79	USA	7087823-7145937	89-853654A1	N/A
70 (3-Cyl.)	1980-83	USA	5579017-6104369	89-853654A1	89-853654A1
70 (3-Cyl.)	1980-83	AUS	8065065-8068964	89-853654A1	89-853654A1
70 (3-Cyl.)	1980-83	BEL	9255131-9352915	89-853654A1	89-853654A1
70 (3-Cyl.)	1980-83	CAN	7145938-7192547	89-853654A1	89-853654A1
70 (3-Cyl.)	1980-83	USA	610470-6428680	89-96054T	89-853654A1
70 (3-Cyl.)	1980-83	BEL	9352916-9385910	89-96054T	89-853654A1
70 (3-Cyl.)	1980-83	CAN	7192548-7208332	89-96054T	89-853654A1
70 (3-Cyl.)	1987	USA	0A996142 And Up	89-96158T	89-96158T
70 (3-Cyl.)	1987	BEL	9483121 And Up	89-96158T	89-96158T
75 (4-Cyl.)	1984-88	USA	6432901 And Up	89-96054T	89-96158T
75 (4-Cyl.)	1984-88	BEL	9393856 And Up	89-96054T	89-96158T
75 (4-Cyl.)	1984-88	CAN	7208573 And Up	89-96054T	89-96158T
75 (3-Cyl.) (w/ 3 Ram Trim)	1990-93	USA	0C222000-0D252460	89-818997T1	89-818997T1
75 (3-Cyl.) (w/ 3 Ram Trim)	1990-98	BEL	9589039 And Up	89-818997T1	89-818997T1
75 (3-Cyl.) (w/ 1 Ram Trim)	1990-93	USA	0C222000-0D252460	89-818997T1	N/A
75 (3-Cyl.) (w/ 1 Ram Trim)	1990-98	BEL	9589039 And Up	89-818997T1	N/A
75 (3-Cyl.) (w/ 3 Ram Trim)	1990-93	USA	0D252461-0D283221	89-818997T1	89-818997T1
75 (3-Cyl.) (w/ 3 Ram Trim)	1990-98	BEL	ALL	89-818997T1	89-818997T1

SOUTHSIDE MARINE COMPONENTS

MODEL	YEAR	C/TRY	SERIAL RANGE	STARTER SOLENOID	POWER TRIM SOLENOID
75 (3-Cyl.)	1994-98	USA	0D283222-0G127499	89-818997T1	89-818997T1
75 (3-Cyl.)	1994-98	BEL	9793577-9836632	89-818997T1	89-818997T1
75 (3-Cyl.)	1994-98	USA	0G127500-0G360002	89-817109A3	89-818997T1
75 (3-Cyl.)	1994-98	BEL	9836633-9934136	89-817109A3	89-818997T1
75 (3-Cyl.)	1994-98	USA	0G36003 And Up	89-817109A3	N/A
75 (3-Cyl.)	1994-98	BEL	9934137 And Up	89-817109A3	N/A
80 (800) (4-Cyl.)	1969-72	~	2559001-3493912	25661	N/A
80 (800) (4-Cyl.)	1978-79	USA	4831999-5582561	89-853654A1	N/A
80 (800) (4-Cyl.)	1978-79	AUS	8050200-8067014	89-853654A1	N/A
80 (800) (4-Cyl.)	1978-79	BEL	9177626-9256130	89-853654A1	N/A
80 (800) (4-Cyl.)	1978-79	CAN	7110998-7146212	89-853654A1	N/A
80 (4-Cyl.) (w/o trim circuit breaker & fuse)	1980-83	USA	5582562-6030903	89-853654A1	89-853654A1
80 (4-Cyl.) (w/o trim circuit breaker & fuse)	1980-83	AUS	8067015-8074612	89-853654A1	89-853654A1
80 (4-Cyl.) (w/o trim circuit breaker & fuse)	1980-83	BEL	9256131-9345615	89-853654A1	89-853654A1
80 (4-Cyl.) (w/o trim circuit breaker & fuse)	1980-83	CAN	7146213-7189007	89-853654A1	89-853654A1
80 (4-Cyl.) (w/ trim circuit breaker & fuse)	1980-83	USA	5582562-6030903	89-853654A1	89-96158T
80 (4-Cyl.) (w/ trim circuit breaker & fuse)	1980-83	AUS	8067015-8074612	89-853654A1	89-96158T
80 (4-Cyl.) (w/ trim circuit breaker & fuse)	1980-83	BEL	9256131-9345615	89-853654A1	89-96158T
80 (4-Cyl.) (w/ trim circuit breaker & fuse)	1980-83	CAN	7146213-7189007	89-853654A1	89-96158T
80 (4-Cyl.) (w/o trim circuit breaker & fuse)	1980-83	USA	6030903-6432900	89-96054T	89-853654A1
80 (4-Cyl.) (w/o trim circuit breaker & fuse)	1980-83	AUS	8074612 And Up	89-96054T	89-853654A1
80 (4-Cyl.) (w/o trim circuit breaker & fuse)	1980-83	BEL	9345615-9393855	89-96054T	89-853654A1
80 (4-Cyl.) (w/o trim circuit breaker & fuse)	1980-83	CAN	7189007-7208572	89-96054T	89-853654A1
80 (4-Cyl.) (w/ trim circuit breaker & fuse)	1980-83	USA	6030903-6432900	89-96054T	89-96158T
80 (4-Cyl.) (w/ trim circuit breaker & fuse)	1980-83	AUS	8074612 And Up	89-96054T	89-96158T
80 (4-Cyl.) (w/ trim circuit breaker & fuse)	1980-83	BEL	9345613-9393855	89-96054T	89-96158T
80 (4-Cyl.) (w/ trim circuit breaker & fuse)	1980-83	CAN	7189007-7208572	89-96054T	89-96158T
80 (3-Cyl.)	1987	USA	0A996142 And Up	89-96158T	89-96158T
80 (3-Cyl.)	1987	BEL	9483121 And Up	89-96158T	89-96158T
80 Jet	1994-98	USA	0D283222 And Up	89-817109A3	N/A
85 (850) (4-Cyl.)	1973-77	USA	3493913-3865694	25661	N/A
85 (850) (4-Cyl.)	1973-77	AUS	8005440-8017139	25661	N/A
85 (850) (4-Cyl.)	1973-77	BEL	9011604-9053363	25661	N/A
85 (850) (4-Cyl.)	1973-77	CAN	7010108-7033027	25661	N/A
85 (850) (4-Cyl.)	1973-77	USA	3865695-4831998	89-853654A1	N/A
85 (850) (4-Cyl.)	1973-77	AUS	8017140-8050199	89-853654A1	N/A
85 (850) (4-Cyl.)	1973-77	BEL	9053364-9177625	89-853654A1	N/A
85 (850) (4-Cyl.)	1973-77	CAN	7033028-7110997	89-853654A1	N/A
90 (90, 900) (6-Cyl.)	1978-79	USA	4845301-5299505	89-853654A1	89-853654A1
90 (90, 900) (6-Cyl.)	1978-79	CAN	7111698-7123762	89-853654A1	89-853654A1
90 (6-Cyl.)	1979	USA	5299506-5594656	89-853654A1	89-853654A1
90 (6-Cyl.)	1979	AUS	8060545-8060694	89-853654A1	89-853654A1
90 (6-Cyl.) (w/o trim circuit breaker & fuse)	1980-83	USA	5594657-6026608	89-853654A1	89-853654A1
90 (6-Cyl.) (w/o trim circuit breaker & fuse)	1980-83	AUS	8071020-8074512	89-853654A1	89-853654A1
90 (6-Cyl.) (w/o trim circuit breaker & fuse)	1980-83	CAN	7147088-7185072	89-853654A1	89-853654A1
90 (6-Cyl.) (w/ trim circuit breaker & fuse)	1980-83	USA	5594657-6026608	89-853654A1	89-96158T
90 (6-Cyl.) (w/ trim circuit breaker & fuse)	1980-83	AUS	8071020-8074512	89-853654A1	89-96158T
90 (6-Cyl.) (w/ trim circuit breaker & fuse)	1980-83	CAN	7147088-7185072	89-853654A1	89-96158T
90 (6-Cyl.) (w/o trim circuit breaker & fuse)	1980-83	USA	6026609-6436122	89-96054T	89-853654A1
90 (6-Cyl.) (w/o trim circuit breaker & fuse)	1980-83	AUS	8074513 And Up	89-96054T	89-853654A1
90 (6-Cyl.) (w/o trim circuit breaker & fuse)	1980-83	CAN	7185073-7208847	89-96054T	89-853654A1
90 (6-Cyl.) (w/ trim circuit breaker & fuse)	1980-83	USA	6026609-6436122	89-96054T	89-96158T
90 (6-Cyl.) (w/ trim circuit breaker & fuse)	1980-83	AUS	8074513 And Up	89-96054T	89-96158T
90 (6-Cyl.) (w/ trim circuit breaker & fuse)	1980-83	CAN	7185073-7208847	89-96054T	89-96158T
90 (6-Cyl.)	1984-86	USA	6436123 And Up	89-96054T	89-96158T
90 (6-Cyl.)	1984-86	CAN	7208848 And Up	89-853654A1	89-96158T
90 (3-Cyl.)	1987	USA	0A996142-0C221999	89-853654A1	89-96158T

SOUTHSIDE MARINE COMPONENTS

MODEL	YEAR	C/TRY	SERIAL RANGE	STARTER SOLENOID	POWER TRIM SOLENOID
90 (3-Cyl.)	1987	BEL	9483121-9589038	89-818997T1	89-96158T
90 (3-Cyl.) (w/ 3 Ram Trim)	1991-93	USA	0C222000-0D252460	89-818997T1	89-818997T1
90 (3-Cyl.) (w/ 3 Ram Trim)	1991-98	BEL	9589039 And Up	89-818997T1	89-818997T1
90 (3-Cyl.) (w/ 1 Ram Trim)	1991-93	USA	0C222000-0D252460	89-818997T1	N/A
90 (3-Cyl.) (w/ 1 Ram Trim)	1991-98	BEL	9589039 And Up	89-818997T1	N/A
90 (3-Cyl.) (w/ 1 Ram Trim)	1991-93	USA	0D252461-0D283221	89-818997T1	89-818997T1
90 (3-Cyl.) (w/ 1 Ram Trim)	1991-98	BEL	ALL	89-818997T1	89-818997T1
90 (3-Cyl.)	1994-98	USA	0D283222-0G127499	89-818997T1	89-818997T1
90 (3-Cyl.)	1994-98	BEL	9793577-9836632	89-818997T1	89-818997T1
90 (3-Cyl.)	1994-98	USA	0G127500-0G360002	89-817109A3	89-818997T1
90 (3-Cyl.)	1994-98	BEL	9836633-9934136	89-817109A3	89-818997T1
90 (3-Cyl.)	1994-98	USA	0G36003 And Up	89-817109A3	N/A
90 (3-Cyl.)	1994-98	BEL	9934137 And Up	89-817109A3	N/A
100 (1000SS)	1968-69	~	2318586-2836018	25661	N/A
100 (1000BP)	1968-69	~	2399698-3253111	25661	N/A
100 (4-Cyl.) (w/ 3 Ram Trim) (w/ 5/16-18 starter terminals)	1988-93	USA	0B209468-0D252460	89-817109A3	89-818997T1
100 (4-Cyl.) (w/ 3 Ram Trim) (w/ 5/16-18 starter terminals)	1988-98	BEL	9523034 And Up	89-817109A3	89-818997T1
100 (4-Cyl.) (w/ 1 Ram Trim) (w/ 5/16-18 starter terminals)	1988-93	USA	0B209468-0D252460	89-817109A3	N/A
100 (4-Cyl.) (w/ 1 Ram Trim) (w/ 5/16-18 starter terminals)	1988-98	BEL	9523034 And Up	89-817109A3	N/A
100 (4-Cyl.) (w/5/16-18 starter terminals)	1988-93	USA	0D252461-0D283221	89-817109A3	89-818997T1
100 (4-Cyl.) (w/5/16-18 starter terminals)	1988-98	BEL	ALL	89-817109A3	89-818997T1
100 (4-Cyl.)	1994-98	USA	0D283222-0G359967	89-817109A3	89-818997T1
100 (4-Cyl.)	1994-98	BEL	9793577-9934136	89-817109A3	89-818997T1
100 (4-Cyl.)	1994-98	USA	0G359968 And Up	89-817109A3	N/A
100 (4-Cyl.)	1994-98	BEL	9934137 And Up	89-817109A3	N/A
105 Jet (V6) (w/ flush mounted	1994-95	USA	0D082000-0G303045	89-853654A1	N/A
105 Jet (V6) (w/ rubber bushing mount starter solenoid)	1994-95	USA	0D082000-0G303045	89-817109A3	N/A
105 Jet (V6)	1996 & Up	USA	0G303046 And Up	89-817109A3	N/A
110 (1100) (6-Cyl.)	1966-67	~	1870204-2314955	25661	N/A
115 (1150) (6-Cyl.)	1970-72	USA	2836019-4112634	25661	25661
115 (1150) (6-Cyl.)	1973-79	AUS	8008665-8027114	25661	25661
115 (1150) (6-Cyl.)	1973-79	CAN	7010763-7047257	25661	25661
115 (115, 1150) (6-Cyl.)	1973-79	USA	4112635-5600966	89-853654A1	89-853654A1
115 (115, 1150) (6-Cyl.)	1973-79	AUS	8027115-8061269	89-853654A1	89-853654A1
115 (115, 1150) (6-Cyl.)	1973-79	CAN	7047258-7147987	89-853654A1	89-853654A1
115 (6-Cyl.) (w/o trim circuit breaker & fuse)	1980	USA	5600967-6051525	89-853654A1	89-853654A1
115 (6-Cyl.) (w/o trim circuit breaker & fuse)	1980	AUS	8061270-8071274	89-853654A1	89-853654A1
115 (6-Cyl.) (w/o trim circuit breaker & fuse)	1980	CAN	7147988-7186572	89-853654A1	89-853654A1
115 (6-Cyl.) (w/ trim circuit breaker & fuse)	1980	USA	5600967-6051525	89-853654A1	89-96158T
115 (6-Cyl.) (w/ trim circuit breaker & fuse)	1980	AUS	8061270-8071274	89-853654A1	89-96158T
115 (6-Cyl.) (w/ trim circuit breaker & fuse)	1980	CAN	7147988-7186572	89-853654A1	89-96158T
115 (6-Cyl.) (w/o trim circuit breaker & fuse)	1980-83	USA	6051526-6436122	89-96054T	89-96158T
115 (6-Cyl.) (w/o trim circuit breaker & fuse)	1980-83	CAN	7186573-7208847	89-96054T	89-96158T
115 (6-Cyl.) (w/ trim circuit breaker & fuse)	1980-83	USA	6051526-6436122	89-96054T	89-96158T
115 (6-Cyl.) (w/ trim circuit breaker & fuse)	1980-83	CAN	7186573-7208847	89-96054T	89-96158T
115 (6-Cyl.)	1984-88	USA	6436123 And Up	89-96054T	89-96158T
115 (6-Cyl.)	1984-88	CAN	7208848 And Up	89-96054T	89-96158T
115 (4-Cyl.) (w/ 3 Ram Trim) w/ 5/16-18 starter terminals)	1988-93	USA	0C10000-0D252460	89-817109A3	89-818997T1
115 (4-Cyl.) (w/ 3 Ram Trim) w/ 5/16-18 starter terminals)	1988-93	BEL	9559771 And Up	89-817109A3	89-818997T1
115 (4-Cyl.) (w/ 1 Ram Trim) w/ 5/16-18 starter terminals)	1988-93	USA	0C10000-0D252460	89-817109A3	N/A
115 (4-Cyl.) (w/ 1 Ram Trim) w/ 5/16-18 starter terminals)	1988-93	BEL	9559771 And Up	89-817109A3	N/A
115 (4-Cyl.) (w/ 5/16-18 starter terminals)	1988-93	USA	0D252461-0D283221	89-817109A3	89-818997T1
115 (4-Cyl.) (w/ 5/16-18 starter terminals)	1988-98	BEL	ALL	89-817109A3	89-818997T1
115 (4-Cyl.)	1994-98	USA	0D283222-0G359967	89-817109A3	89-818997T1
115 (4-Cyl.)	1994-98	BEL	9793577-9934136	89-817109A3	89-818997T1
115 (4-Cyl.)	1994-98	USA	0G359968 And Up	89-817109A3	N/A
115 (4-Cyl.)	1994-98	BEL	9934137 And Up	89-817109A3	N/A

SOUTHSIDE MARINE COMPONENTS

MODEL	YEAR	C/TRY	SERIAL RANGE	STARTER SOLENOID	POWER TRIM SOLENOID
125 (1250, 1250BP) (6-Cyl.)	1968-69	~	2314956-3253111	25661	N/A
125 (4-Cyl.)	1994-98	USA	0D283222-0G359967	89-817109A3	89-818997T1
125 (4-Cyl.)	1994-98	BEL	9793577-9934126	89-817109A3	89-818997T1
125 (4-Cyl.)	1994-98	USA	0G359968 And Up	89-817109A3	N/A
125 (4-Cyl.)	1994-98	BEL	9934137 And Up	89-817109A3	N/A
135 (1350) (6-Cyl.)	1970-71	~	2839369-3293233	25661	N/A
V-135 (w/ 1/4-20 starter solenoid terminals)	1986-88	USA	0A904646-0C100860	~	89-96158T
V-135 (w/ 5/16-18 starter solenoid terminals)	1986-88	USA	0A904646-0C100860	89-853654A1	89-96158T
V-135	1989-90	USA	0C100861-0C239552	89-853654A1	89-96158T
V-135 (w/ standard colour trim solenoid)	1991	USA	0C239553-0D081999	89-853654A1	89-96158T
V-135 (w/ off white colour trim solenoid)	1991	USA	0C239553-0D081999	89-853654A1	~
V-135 (w/flush mounted starter solenoid)	1992-95	USA	0D082000-0G201874	89-853654A1	89-818997T1
V-135 (w/ rubber bushing mount starter solenoid)	1992-95	USA	0D082000-0G201874	89-817109A3	89-818997T1
V-135 (w/flush mounted starter solenoid)	1992-95	USA	0G201875-0G303045	89-817109A3	N/A
V-135 (w/ rubber bushing mount starter solenoid)	1992-95	USA	0G201875-0G303045	89-817109A3	N/A
V-135	1996-98	USA	0G303046 And Up	89-817109A3	N/A
V-135 DFI	1998	USA	0G590000 And Up	89-817109A3	N/A
140 (1400) (6-Cyl.)	1972	~	3293234-3502805	25661	25661
140 (140, 1400) (6-Cyl.)	1978-79	USA	4865678 And Up	89-853654A1	89-853654A1
140 (140, 1400) (6-Cyl.)	1978-79	AUS	8052650 And Up	89-853654A1	89-853654A1
140 (140, 1400) (6-Cyl.)	1978-79	CAN	7112773 And Up	89-853654A1	89-853654A1
150 (1500) (6-Cyl.)	1973-77	USA	3502806-4121434	25661	25661
150 (1500) (6-Cyl.)	1973-77	AUS	8005615-8028040	25661	25661
150 (1500) (6-Cyl.)	1973-77	CAN	7010533-7048782	25661	25661
150 (1500) (6-Cyl.)	1973-77	USA	4121435-4865677	89-853654A1	25661
150 (1500) (6-Cyl.)	1973-77	AUS	8028041-8052649	89-853654A1	25661
150 (1500) (6-Cyl.)	1973-77	CAN	7048783-7112772	89-853654A1	25661
150 (1500XS)	1978	USA	47868648-5327662	89-853654A1	89-853654A1
V-150 Mercury	1978-81	USA	5432022-6042945	89-853654A1	89-96158T
V-150 Mariner	1978-81	USA	5432022-6042945	89-853654A1	89-96158T
V-150 Mercury	1982-85	USA	6042946-0A904645	~	89-96158T
V-150 Mariner	1982-85	USA	6038681-0A904645	~	89-96158T
V-150 (w/ 1/4-20 starter solenoid terminals)	1986-88	USA	0A904646-0C100860	~	89-96158T
V-150 (w/ 5/16-18 starter solenoid terminals)	1986-88	USA	0A904646-0C100860	89-853654A1	89-96158T
V-150	1989-90	USA	0C100861-0C239552	89-853654A1	89-96158T
V-150 (w/ standard colour trim solenoid)	1991	USA	0C239553-0D081999	89-853654A1	89-96158T
V-150 (w/ off white colour trim solenoid)	1991	USA	0C239553-0D081999	89-853654A1	~
V-150 (w/ flush mounted starter solenoid)	1992-95	USA	0D082000-0G201874	89-853654A1	89-818997T1
V-150 (w/ rubber bushing mount starter solenoid)	1992-95	USA	0D082000-0G201874	89-817109A3	89-818997T1
V-150 (w/ flush mounted starter solenoid)	1992-95	USA	0G201875-0G303045	89-853654A1	N/A
V-150 (w/ rubber bushing mount starter solenoid)	1992-95	USA	0G201875-0G303045	89-817109A3	N/A
V-150	1996-98	USA	0G303046 And Up	89-817109A3	N/A
V-150 EFI (w/ flush mounted starter solenoid)	1993-95	USA	0D082000-0G201874	89-853654A1	89-818997T1
V-150 EFI (w/ rubber bushing mount starter solenoid)	1993-95	USA	0D082000-0G201874	89-817109A3	89-818997T1
V-150 EFI (w/ flush mounted starter solenoid)	1993-95	USA	0G201875-0G303045	89-853654A1	N/A
V-150 EFI (w/ rubber bushing mount starter solenoid)	1993-95	USA	0G201875-0G303045	89-817109A3	N/A
V-150 EFI	1996-98	USA	0G303046 And Up	89-817109A3	N/A
V-150 DFI	1998	USA	0G590000 And Up	89-817109A3	N/A
V-150 XR4	1988	USA	0B242885-0C239552	89-853654A1	89-96158T
V-150 XR4 (w/ Standard colour trim solenoid)	1991	USA	0C239553-0D081999	89-853654A1	89-96158T
V-150 XR4 (w/ off white colour trim solenoid)	1991	USA	0C239553-0D081999	89-853654A1	~
V-150 XR6 (w/ flush mounted starter solenoid)	1992-95	USA	0D082000-0G201874	89-853654A1	89-818997T1
V-150 XR6 (w/ rubber bushing mount starter solenoid)	1992-95	USA	0D082000-0G201874	89-817109A3	89-818997T1
V-150 XR6 (w/ flush mounted starter solenoid)	1992-95	USA	0G201875-0G303045	89-853654A1	N/A

SOUTHSIDE MARINE COMPONENTS

MODEL	YEAR	C/TRY	SERIAL RANGE	STARTER SOLENOID	POWER TRIM SOLENOID
V-150 XR6 (w/ rubber bushing mount starter solenoid)	1992-95	USA	0G201875-0G303045	89-817109A3	N/A
V-150 XR6	1996-98	USA	0G303046 And Up	89-817109A3	N/A
V-175 (V-175, V-1750)	1976-81	USA	4301235-6618750	89-853654A1	89-853654A1
V-175 (V-175, V-1750)	1976-81	AUS	8058870 And Up	89-853654A1	89-853654A1
V-175 (w/ 1/4-20 starter solenoid terminals)	1985-88	USA	6618751-0C100860	~	89-96158T
V-175 (w/ 5/16-18 starter solenoid terminals)	1985-88	USA	6618751-0C100860	89-853654A1	89-96158T
V-175	1989-90	USA	0C100861-0C239552	89-853654A1	89-96158T
V-175 (w/ standard colour trim solenoid)	1991	USA	0C239553-0D081999	89-853654A1	89-96158T
V-175 (w/ off white colour trim solenoid)	1991	USA	0C239553-0D081999	89-853654A1	~
V-175 (w/ flush mounted starter solenoid)	1992-95	USA	0D082000-0G201874	89-853654A1	89-818997T1
V-175 (w/ rubber bushing mount starter solenoid)	1992-95	USA	0D082000-0G201874	89-817109A3	89-818997T1
V-175 (w/ flush mounted starter solenoid)	1992-95	USA	0G201875-0G303045	89-853654A1	N/A
V-175 (w/ rubber bushing mount starter solenoid)	1992-95	USA	0G201875-0G303045	89-817109A3	N/A
V-175	1996-98	USA	0G303046 And Up	89-817109A3	N/A
V-175 EFI (w/ standard colour trim solenoid)	1991	USA	0D000750-0D081999	89-853654A1	89-96158T
V-175 EFI (w/ off white colour trim solenoid)	1991	USA	0D000750-0D081999	89-853654A1	~
V-175 EFI (w/ flush mounted starter solenoid)	1992-95	USA	0D082000-0G201874	89-853654A1	89-818997T1
V-175 EFI (w/ rubber bushing mount starter solenoid)	1992-95	USA	0D082000-0G201874	89-817109A3	89-818997T1
V-175 EFI (w/ flush mounted starter solenoid)	1992-95	USA	0G201875-0G303045	89-853654A1	N/A
V-175 EFI (w/ rubber bushing mount starter solenoid)	1992-95	USA	0G201875-0G303045	89-817109A3	N/A
V-175 EFI	1996-98	USA	0G303046 And Up	89-817109A3	N/A
V-200 (V-200, V-2000)	1978-81	USA	4839034-6073191	89-853654A1	89-853654A1
V-200 (V-200, V-2000)	1980-81	AUS	8061595-8065672	89-853654A1	89-853654A1
V-200	1982-84	USA	6073192-6625220	~	89-96158T
V-200 (w/1/4-20 starter solenoid terminals)	1985-88	USA	6625221-0C100860	~	89-96158T
V-200 (w/ 5/16-18 starter solenoid terminals)	1985-88	USA	6625221-0C100860	89-853654A1	89-96158T
V-200	1989-90	USA	0C100861-0C291519	89-853654A1	89-96158T
V-200 (2.5L) (w/ standard colour trim solenoid)	1991	USA	0C291520-0D081999	89-853654A1	89-96158T
V-200 (2.5L) (w/ off white colour trim solenoid)	1991	USA	0C291520-0D081999	89-853654A1	~
V-200 (w/flush mounted starter solenoid)	1992-95	USA	0D082000-0G201874	89-853654A1	89-818997T1
V-200 (w/ rubber bushing mount starter solenoid)	1992-95	USA	0D082000-0G201874	89-817109A3	89-818997T1
V-200 (w/flush mounted starter solenoid)	1992-95	USA	0G201875-0G303045	89-853654A1	N/A
V-200 (w/ rubber bushing mount starter solenoid)	1992-95	USA	0G201875-0G303045	89-817109A3	N/A
V-200	1996-98	USA	0G303046 And Up	89-817109A3	N/A
V-200 EFI (2.4L)	1989-90	USA	0C100861-0C291519	89-853654A1	89-96158T
V-200 EFI (2.5L) (w/ standard colour trim solenoid)	1991	USA	0C291520-0D081999	89-853654A1	89-96158T
V-200 EFI (2.5L) (w/ off white colour trim solenoid)	1991	USA	0C291520-0D081999	89-853654A1	~
V-200 EFI (w/ flush mounted starter solenoid)	1992-95	USA	0D082000-0G201874	89-853654A1	89-818999A2
V-200 EFI (w/ rubber bushing mount starter solenoid)	1992-95	USA	0D082000-0G201874	89-817109A3	89-818999A2
V-200 EFI (w/ flush mounted starter solenoid)	1992-95	USA	0G201875-0G303045	89-853654A1	N/A
V-200 EFI (w/ rubber bushing mount starter solenoid)	1992-95	USA	0G201875-0G303045	89-817109A3	N/A
V-200 EFI	1996-98	USA	0G303046 And Up	89-817109A3	N/A
V-200 DFI (3.0L)	1997	USA	0G386496 And Up	89-817109A3	N/A
V-220 Laser	1987-88	USA	0B117316 And Up	89-853654A1	89-96158T
V-225 (2.4L)	1980-81	USA	5628028 And Up	89-853654A1	89-853654A1
V-225 (3.0L)	1994-98	USA	0D280813-0G129221	89-817109A3	89-818997T1
V-225 (3.0L) (w/ trim solenoids)	1995-98	USA	0G129222-0G303045	89-817109A3	89-818997T1
V-225 (3.0L) (w/ trim relays)	1995-98	USA	0G129222-0G303045	89-817109A3	N/A
V-225 (3.0L)	1994-98	USA	0G303045 And Up	89-817109A3	N/A
V-225 Sea Pro, Marathon	1994-98	USA	0G245605 And Up	89-817109A3	N/A
V-225 DFI	1998	USA	0G590000 And Up	89-817109A3	N/A
V-225, 250 EFI	1995-98	USA	0G129222 And Up	89-817109A3	N/A
V-250, 275 (3.4L)	1989-94	USA	0C101891 And Up	89-853654A1	89-96158T
V-300 (3.4L)	1980-81	USA	5611648 And Up	89-853654A1	89-96158T

SOUTHSIDE MARINE COMPONENTS

SOLENOIDS




Starter Solenoid
Part No: 25661




Starter Solenoid
Rubber Mounted
Replaces: 89-817109A1,
89-817109A2
Part No: 89-817109A3



Starter Solenoid
Part No: SW463



Starter Solenoid
Replaces: 89-850189T
Part No: 89-96054



Starter Solenoid
Part No: 89-96158



Starter Relay
Various 2 Stroke 9.9-90HP
Various 4 Stroke 9.9, 40-60HP
Replaces: 89-825096T
Part No: 6G1-81941-10




Starter Solenoid
Replaces: 89-68258A4
Part No: 89-853654A1



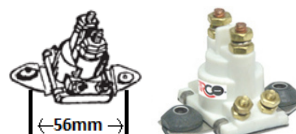
Starter Solenoid
Replaces: 89-853809001
Part No: 68N-81940-00



Starter Solenoid
Various 75-225 HP EFI
4 Stroke
Replaces: 881352T
Part No: 68N-81940-00



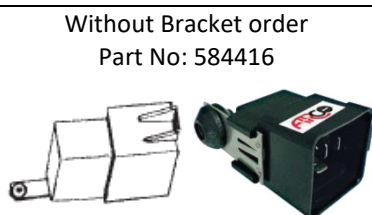
Solenoid **Black**
Part No: 89-818999A2



Solenoid White
Replaces: 65W-81941-00,
89-850187T1
Part No: 89-818997T1



Rectifier 35HP -V6
Replaces: 62351A1
Part No: 816770



Trim Relay With Bracket
Part No: 828151



Trim Motor Relay **UP**
75-90 HP 4 Stroke
Replaces: 804281T
Part No: 6E5-81950-01



Trim Motor Relay **DOWN**
75-90 HP 4 Stroke
Replaces: 804282T
Part No: 6E5-8195A-01

SOUTHSIDE MARINE COMPONENTS

MERCURY STARTER APPLICATION GUIDE					
HP	SN / YEAR	OE NO:	NOTES	PART #	BENDIX/ BRUSHES
6-15 18-25 25	1986-96 1980-88 1993 & Up	50-8M0033984 50-90983A1/T1 50-893889T	10 Tooth Drive Gear	5367	N/A SR367
8-15hp 4 Stroke	BRUSH HOLDER ASSEMBLY		9 Tooth Drive	N/A	SR359
20-40 Mariner 2 Stroke		50-97693M 50-96359M 50-84917M	11 Tooth Drive Gear	689-81800-13	DV520
25 4-Stroke	1998 & Up	50-830308-1 50-859169T 50-893886T 50-830308T 50-888151T	9 Tooth Drive Gear	5364	DV364
30 Jet 30-40 2 Cyl 40-50 2-Cyl 40-50 3-Cyl	1997 & Up OG53314 & Up 1994-96 OG53130 & Up	50-822462 50-822462T1 50-822462-1 50-893890T	10 Tooth Drive Gear	5396	DV396
30/40/50/60 4 Stroke	1999 & Up	50-854636T 50-859170T/1 50-884045T 50-893887T 50-888160T	9 Tooth Drive Gear	5365	DV365 SR365
35-40 2-Cyl		50-41583	10 Tooth Drive Gear	N/A	DV387
35-50	OG53130 & Up	50-38890A1 50-55601A2	9 Tooth Drive Gear	N/A	DV393
40-50 4-Stroke	1997 & Up	50-834749 50-859171T 50-898265001	9 Tooth Drive Gear (Metric)	5362	DV362
40/45/50 4-Cyl	4357640 & Up	50-73521 50-898265005 50-73521T	10 Tooth Drive Gear	5379	DV372
40/50/60 4-Cyl 4-Stroke	2001 & Up	50-859377T 50-884044T 50-888161T 50-893888T	9 Tooth Drive Gear	5360	DV360
50/55/60 45 Jet 50-70 3-Cyl 65 3-Cyl	6428681 & Up 1991-96 457165-A996142 3293184-4571651	50-44369A1 50-898265012 50-65436 50-60315	10 Tooth Drive Gear	5388	DV372
55-60 Mariner 2-Cyl 2-Stroke		50-97072M 50-97072T 50-81490M 50-92669M	9 Tooth Drive Gear	697-81800-10	N/A SR427
65 4-Cyl 65/80/85 4-Cyl 85 HP 4-Cyl 90-140 HP IL 6 150-175 HP V6	2803822-3293183 2783253-3865694 3865694 & Down 4845301 & Up 4121435 & Up	50-57867A1 50-58788 50-57465A1/2/3 50-898265010 50-72467 50-64975	10 Tooth Drive Gear	5377	DV372

SOUTHSIDE MARINE COMPONENTS

MERCURY STARTER APPLICATION GUIDE					
HP	SN / YEAR	OE NO:	NOTES	PART #	BENDIX/ BRUSHES
65-85 4-Cyl	3865695-4366801	50-67341	10 Tooth Drive Gear	N/A	DV372
65 Jet 75/90	ALL	50-66015 50-66015-2 50-66015T1 50-60315 50-65436 50-893891T	10 Tooth Drive Gear	5375	DV372 SR375
80 Jet 100-125 HP 4-Cyl 115 HP 4-Cyl 125HP 4-Cyl	D283222 & Up B209468 & Up C100000 & Up D283222 & Up	50-66015-1 50-66015-T 50-66015-3 50-893892T	8 Tooth Drive Gear	5392	DV380
90 HP 4-Stroke	1999 & Up	50-804312T1	13 Tooth Drive Gear	67F-81800-01	N/A
75/90 EFI 4 Stroke 115 EFI 4 Stroke	2005-2011 2000-Up	8M0007971 50-881368T1 50-881368T2	13 Tooth Drive Gear	68V-81800-01	N/A
135-220 HP 2.4 EFI / 2.5 EFI 2.5L Carb 3.4L / MOD VP (Bosch Only)	1984-2000 1984 & Up 1984 & Up 1984 & Up	50-79472/1 50-79472T2 50-77141 50-44414 50-44415 50-884238T 50-893893	8 Tooth Drive Gear	5380	DV380
135-250 HP 200-250 HP Sport Jet 200-275 HP Verado 200-250 3.0L EFI	2001 & Up 2001 & Up 2005 & Up	50-853329T 8000500 50-892339T01 50-8M6001043 50-892339T	14 Tooth Drive Gear	5400	SOLENOID REPLACE SW463
150-225 HP	Pre 1984	50-86976	9 Tooth Drive Gear	5381-1	DV381
2.0L/ 2.4L/ 2.5L V6		50-60594A1 50-60594T01	10 Tooth Drive	5384	N/A
200 /225 HP DFI 250 HP 3.0L		50-833153 50-833153-1/2/3 50-833153-5 50-833153T4 50-898265008	9 Tooth Drive Gear	5381	DV381
225 HP 225 HP 3.0L	1994 & Up OD280813 & Up	50-188445 50-818445-2/3 50-818445-5 50-898265009	8 Tooth Drive Gear	5395	DV380
V150-V175 HP	PRESTOLITE	50-64975	LARGE 10 Tooth Drive	5378	DV378X

MERCURY STARTER MOTORS



Part No: 689-81800-13



Part No: 697-81800-10



Part No: 5362



Part No: 5364



Part No: 67F-81800-01



Part No: 5365



Part No: 5375



Part No: 5377



Part No: 5367



Part No: 5379



Part No: 5360



Part No: 5378

REFER STARTER MOTOR GUIDE FOR APPLICATIONS

SOUTHSIDE MARINE COMPONENTS

MERCURY STARTER MOTORS



Part No: 5380



Part No: 5381



Part No: 5381-1



Part No: 5388



Part No: 5392



Part No: 5395



Part No: 5396



Part No: 5400



Part No: 5384



HIGH PERFORMANCE

FITS Mercruiser, Crusader, Marine Power,
Pleasurecraft & others
14MT, CCW Rotation

Replaces: 50-17251A3, 50-65784A1, 50-76965A3,
50-47455, 50-76965A1, 50-76965A4,
50-808011A1, 50-99419A3

Part No: 30457



HIGH PERFORMANCE





FITS Mercruiser, Crusader, Marine Power,
Pleasurecraft & others
14MT, CW Rotation

Replaces: Arco 30120, 50-47454, 50-79604A1,
50-97499A2, 50-65785A1, 50-79604A3,
50-97499A3, 50-97499R2, 50-97499R4




Part No: 30456

REFER STARTER MOTOR GUIDE FOR APPLICATIONS


SOUTHSIDE MARINE COMPONENTS

 <p>Includes MBK460 Mounting Bolk Kit</p> 	 <p>MBK450 Mounting Bolk Kit May be required if replacing 10MT style starters</p> 
<p>HIGH-PERFORMANCE</p> <p>Permanent magnet gear reduction starter Replaces all CW Rotating 10MT Starters 1 Long & 1 Short Bolt straight across pattern</p> <p>Replaces: 50-32703, 50-46282, 50-69863A1, 50-45120, 50-59799, 50-69864A1, 50-77328A1, 50-77328A3, 50-79821A2, 50-79822A1, 50-79822A2, 50-79823A1, 50-806963A2, 50-806963A41, 50-806965A2, 50-806965A4, 50-812429A2, 50-88417A2</p> <p>Part No: 30460</p>	<p>HIGH-PERFORMANCE</p> <p>Permanent magnet gear reduction starter Two long bolt Staggered Pattern 14" flywheel, CW Rotation Will also replace 9T OE version</p> <p>Replaces: 50-8M8021116, 50-12177A2, 50-12121A2, 50-12121A2, 50-806964A2, 50-806964A3, 50-806964A4, 50-812428A3, 50-812604A2, 50-822330A2, 50-864340A2, 50-99418A2</p> <p>Part No: 30470</p>

ALTERNATORS

		
<p>2.5L 12 Volt, 50 Amp, Internal Fan, 2-inch mounting foot , multi-groove serpentine pulley included</p> <p>Part No: 20840</p>	<p>3.0L 12 Volt, 50 Amp, Internal Fan, multi-groove serpentine pulley included</p> <p>Part No: 20850</p>	<p>Fits All Mercury Verado Outboards 12 volt, 70 AMP, Internal Fan, Multi-groove serpentine pulley included Replaces: 892940T, 892940T01, 892940T02</p> <p>Part No: 20860</p>

ALTERNATOR DRIVE BELTS

	<p>1.5LT , 3 CYL Optimax (DFI) 75-125 HP</p>	<p>Part No: 57-8M0026410</p>
	<p>2.5LT , 6 CYL, Optimax (DFI) 135-200 HP</p>	<p>Part No: 57-828507Q4</p>
	<p>3.0LT , 6 CYL, Optimax (DFI) 200-300 HP</p>	<p>Part No: 57-828507Q5</p>
	<p>4 & 6 CYL , VERADO 135-350 HP</p>	<p>Part No: 57-880566Q14</p>

SOUTHSIDE MARINE COMPONENTS

 <p>Brush Kit Fits: Most American made permanent magnet outboard starters Part No: 385952</p>	 <p>Brush Holding Tool Fits: Most American made permanent magnet outboard starters Part No: SR107</p>	 <p>Starter Motor Brush Holder Part No: 61787</p>	 <p>Replacement brushes for most small outboards Part No: BK899</p>	
 <p>Prestolite Repair Kit 2-brush outboard starters Part No: SR102</p>	 <p>Prestolite Repair Kit 4-brush outboard starters Part No: SR104</p>	 <p>20 Amp Fuse Part No: 510884</p>	 <p>Dielectric Grease 5 oz / 148mm Part No: 991-9706</p>	 <p>Ignition Switch, Push to Choke 3 Positions, 6 Wires Part No: 87-17009A5</p>
 <p>Universal Stop Switch Part No: 6A0-82550-01</p>	 <p>Stop Switch Cap Part No: 689-8257Y-00</p>	 <p>Universal Emergency Cut out Switch Part No: VP50530</p>	 <p>Drive Pawl Spring Part No: 676-15705-00</p>	 <p>Drive Pawl Part No: 676-15741-03</p>
 <p>Lanyard Kit Part No: VP7190</p>	 <p>Battery Isolator Switch 4 POSITION Part No: VP23122</p>	 <p>Battery Isolator Switch ON/OFF Part No: VP53087</p>	 <p>8 Foot Battery Lead (Black) Part No: 941-0608B 8 Foot Battery Lead (Red) Part No: 941-0608R</p>	

SOUTHSIDE MARINE COMPONENTS

TRIM MOTORS



Motor Only
25-50 HP Replaces: 6255
Part No: 827675A1



3 Ram 3 Wire Trim Unit with Aft Fill Reservoir
Replaces: 6279, 828708A1
Part No: 811628




Trim Motor ***With Valve Body***
Replaces square or round Mercury cartridge pump Assemblies with side fill reservoir 1984-91
2 Wire Motor, Includes Conversion Kit
NO LONGER AVAIL WITHOUT VALVE BODY REPLACES: 6278, 99186, 99186-T
Part No: 99186-1

*This motor will **NOT** replace the early model Mercury cartridge pump motor with Part No: 99186-1



Late Model Mercury
135, 150 XR6, Magnum III, 175, 200,
225, 250 HP, 105-140 HP Jet
2-Wire, 2 Bolt Includes O-Ring
Flat-Blade Shaft Bullet Connector Terminal Ends
Replaces: 6250, 8M0031551, 878265A4,
828708T, 878265A1
Part No: 828708



NON STOCK ITEM – ORDER IN ONLY

Late Model 225-275 HP
Outboard with Oil dyne pump
Ring Terminal Ends
Replaces: 81861A4, 823653A5,
823653A9, 92459A3/4/8
Part No: 6270

SOUTHSIDE MARINE COMPONENTS

TRIM MOTORS

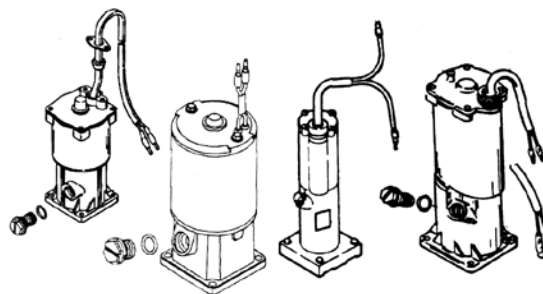


FILL CAP KIT
PART NO: TAK276

2 Wire

Replaces: 809885A1, 809885T2, 813447,
809885A2, 811674, 893907A02

Part No: API PT 496



If your trim motor looks like any of these and has:

2 Wires – Use **Part No. API PT 496**

3 Wires – Use **Part No. API PT 495**

FILL CAP KIT – **Part No: TAK276**



3 Wire

Part No: API PT 495



Power Trim Relay

Part No: 828151




Wiring Harness ONLY

With 2 relays

Converts 2 Wire Trim motors for
use on older 3 wire systems

Part No: 8268



Complete Trim & Tilt O'Ring Kit

175-300 HP

2.5 & 3.0L EFI & DFI

135-175 HP Verado

Part No: 878408A1



Tilt Ram Only Kit

175-300 HP

2.5 & 3.0L EFI & DFI

135-175 HP Verado

Part No: 878409A1



Universal Trim Box

Wiring Harness & 2 Relays

Part No: 8268K



Universal T/T Switch

Dash Mounted

Part No: 174652



Lift Hose

(17/32" O.D)

Part No: 32-88006



Trim Hose

(12/32" O.D)

Part No: 32-88005



Trim & Tilt Switch Assy

Part No: 703-82563-02

SOUTHSIDE MARINE COMPONENTS

MERCURY ELECTRICAL APPLICATION GUIDE									
HP	Model	Cyl.	Year	Serial Number	Switch Box	Stator	Trigger	Rectifier/ Regulator	Harness
4	GNAT	2	76-80	9075839-5595531	339-6222A6	N/A	N/A	N/A	N/A
4	40	2	76-80	5589202-5595531	339-6222A6	N/A	N/A	N/A	N/A
6	-	2	86-96	0A197112-OG289100	339-7452A15*	86617A2	98450A10	N/A	N/A
6	-	2	97-05	0G760300-OG800999	855713A4	855721A4	98450A10	N/A	N/A
7.5	75	2	74-86	3801458-A197111	339-6222A6	N/A	N/A	816770	N/A
8	-	2	86-96	0A197112-OG289100	339-7452A15*	86617A2	98450A10	N/A	N/A
8	-	2	97-05	0G760300-OG800999	855713A4	855721A4	98450A10	N/A	N/A
9.8	110	2	74-78	3795659-5206549	339-6222A6	N/A	N/A	816770	N/A
9.8	-	2	79-85	5206550-6620196	339-6222A6	N/A	N/A	N/A	N/A
9.9	-	2	86-96	0A197112-OG289100	339-7452A15*	86617A2	98450A10	N/A	N/A
9.9	-	2	97-05	0G760300-OG800999	855713A4	855721A4	98450A10	N/A	N/A
10	-	2	86-96	0A197112-OG289100	339-7452A15*	86617A2	98450A10	N/A	N/A
10	-	2	97-05	0G760300-OG800999	855713A4	855721A4	98450A10	N/A	N/A
15	S15	2	88-93	0B238464-OG044365	339-7452A15*	86617A2	98450A10	N/A	N/A
15	-	2	88-97	0A197112-OG760299	339-7452A15*	86617A2	98450A10	N/A	N/A
15	XD/S15	2	94-96	0G044365-OG437999	18495A30	86617A17	98450A10	816770	N/A
15	XD/S15	2	96-97	0G438000-OG760299	339-7452A15*	86617A2	98450A10	816770	N/A
15	Sea Pro	2	96-97	0G438000-OG760299	339-7452A15*	86617A2	98450A10	816770	N/A
15	Comm	2	97-06	0G760300-OG800999	855713A4	855721A4	98450A10	816770	N/A
15	2 Stroke	2	97-06	0G760300-1B000299	855713A4	855721A4	98450A10	816770	N/A
18	-	2	80-84	5837437-9415100	339-7452A3	86617A2	98450A10	816770	N/A
18	XD	2	79-87	5837437-0B238463	339-7452A3	86617A2	98450A10	N/A	N/A
20	200	2	73-77	3537531-4709592	N/A	N/A	N/A	N/A	84-74904
20	-	2	77-81	4709593-5837436	339-6222A6	N/A	N/A	N/A	N/A
20	XD	2	79-87	5837437-0B114230	339-7452A3	86617A2	98450A10	N/A	N/A
20	-	2	80-87	5705532-B238463	339-7452A15*	86617A2	98450A10	N/A	N/A
20	-	2	88-94	B238464-0G044026	339-7452A15*	86617A2	98450A10	N/A	N/A
20	-	2	94-96	0G044027-OG437999	18495A30	86617A17	98450A10	816770	N/A
20	Sea Pro	2	96-97	0G438000-OG760299	339-7452A15*	86617A2	98450A10	816770	N/A
20	-	2	97-98	0G438000-OG760299	18495A30	86617A17	98450A10	816770	N/A
20		2	98-06	0G760300-0T979999	855713A4	855721A4	98450A10	816770	N/A
25	XD	2	79-87	5837437-0B114230	339-7452A3	86617A2	98450A10	816770	N/A
25	STUD	2	79-87	5705532-0B238463	339-7452A3	86617A2	98450A10	N/A	N/A
25	BULLET	2	79-87	5705532-0B238463	339-7452A15*	86617A2	98450A10	N/A	N/A
25	-	2	88-93	0B238464-0G044365	339-7452A15*	86617A2	98450A10	N/A	N/A
25	-	2	88-93	OG437999 - BELOW OG438000 - UP	339-7452A15*	86617A17	98450A10	N/A	N/A
25	Sea Pro	2	96-97	0G438000-OG760299	339-7452A15*	86617A2	98450A10	816770	N/A
25	XD	2	98-06	0G760300-0T979999	855713A4	855721A4	98450A10	816770	N/A
25	Jet 20	2	94-97	0G044027-OG437999	18495A30	86617A17	98450A10	816770	N/A
25	Elec St 4 St	2	98	0G590000-OG760299	N/A	398-852387T7	N/A	815279T	N/A
25	Elec St 4 St	2	99-05	0G760300-1B344298	N/A	398-852387T7	N/A	854515T2	N/A
30	Elec St	2	95-96	0G055314-OG380074	823251A5	398-832075A13	99021A14	815279T	N/A
30	Man. St.	2	95-96	0G055314-OG380074	823251A5	N/A	99021A14	815279T	N/A
30	Elec St.	2	96-99	0G380075-OG589999	823251A4	398-832075A3	99021A14	815279T	N/A
30	Man. St	2	96-99	0G380075-OG589999	823251A4	N/A	99021A14	N/A	N/A
30	Man. Str.	3	98-99	0G590000-OG760299	827509A1	N/A	N/A	N/A	N/A
30	Elec Str.	3	98-99	0G590000-OG760299	827509A1	398-832075A3	N/A	815279T	N/A

* 339-7452A15 REPLACES SWITCH BOX THAT HAS A BULGE

SOUTHSIDE MARINE COMPONENTS

MERCURY ELECTRICAL APPLICATION GUIDE									
HP	Model	Cyl.	Year	Serial Number	Switch Box	Stator	Trigger	Rectifier/ Regulator	Harness
30	Man. Str.	3	99-06	0G760300-0T979999	827509A1	N/A	N/A	N/A	N/A
30	Elec Str.	3	99-06	0G760300-0T979999	827509A1	398-832075A3	N/A	815279T	N/A
30	Jet	4	89-97	C159200-0G589999	332-5772A7	398-5454A26	96452A1	816770	N/A
30	Jet	3	98-01	0G590000-0T408999	827509A1	398-832075A3	854512T	815279T	N/A
30	Elec Str 4 Stk	3	02-05	0T178500-0T178499	N/A	398-852387T7	N/A	854515T2	N/A
30	4 Stroke EFI	3	02-05	0T409000-1B344298	N/A	N/A	N/A	854515T2	N/A
35	-	2	84-86	6445653-0B110788	339-7452A3	86617A2	98450A10	816770	N/A
35	-	2	84-86	6445653-0B110788	339-7452A15*	86617A2	98450A10	816770	N/A
35	-	2	87-89	0B110789-0B393190	339-7452A15*	86617A2	N/A	816770	N/A
40	400 Elec Str.	2	70-71	2874704-3336237	N/A	N/A	N/A	816770	84-74904
40	402 Elec Str.	2	72-74	3336258-3859434	332-4911A2	398-5255	N/A	816770	84-74904
40	402 Man. Str.	2	72-74	3336258-4117709	332-4911A2	398-5255	N/A	N/A	N/A
40	402 Elec Str.	2	75-77	4117710-4860102	332-4911A2	398-5255	N/A	816770	84-74904
40	Man. Str.	2	75-81	4117710-5823917	332-4911A2	398-5255	N/A	N/A	N/A
40	Elec Str.	2	78-81	4860103-5823917	332-4911A2	398-5255	N/A	816770	84-74904
40	Elec Str.	2	81-84	5823918-6999999	339-7452A3	86617A2	N/A	816770	N/A
40	Man. Str.	2	81-84	5823918-6999999	339-7452A3	86617A2	N/A	N/A	N/A
40	Elec Str.	4	89-91	C159200-D055047	332-5772A7	398-5454A26	96452A1	816770	N/A
40	Man. Str.	4	89-91	C159200-D055048	332-5772A7	398-5454A26	96452A1	N/A	N/A
40	Elec Str.	4	91-97	D055048-0G589999	332-5772A7	398-9710A15	96452A1	815279T	N/A
40	Elec Str.	2	95-96	0G055314-0G380074	823251A5	398-832075A13	99021A14	815279T	N/A
40	Man. Str.	2	95-96	0G055314-0G380074	823251A5	N/A	99021A14	815279T	N/A
40	Elec Str.	2	96-99	0G380075-0G589999	823251A4	398-832075A13	99021A14	815279T	N/A
40	Man. Str.	2	96-99	0G380075-0G589999	823251A4	N/A	99021A14	N/A	N/A
40	Elec Str.	2	00-05	0G590000-0T999999	827509A1	398-832075A13	N/A	815279T	N/A
40	Man. Str.	2	00-05	0G590000-0T999999	827509A1	N/A	N/A	N/A	N/A
40	Elec Str.	3	97-05	0G590000-0T999999	827509A1	398-832075A13	854512T	815279T	N/A
40	Man. Str.	3	97-05	0G590000-0T999999	827509A1	N/A	854512T	N/A	N/A
40	Elec Str. 4 Stk	3	02-05	0T178500-1B344298	N/A	398-852387T7	N/A	854515T2	N/A
40	Elec Str. 4 Stk	4	02-05	0T178500-0T598999	N/A	398-852387T7	N/A	854515T2	N/A
40	Jet	4	89-97	C159200-0G589999	332-5772A7	398-5454A26	96452A1	816770	N/A
40	Jet	3	98-01	0G590000-0T408999	827509A1	398-832075A3	854512T	815279T	N/A
40	Jet Elec Str.	3	02-05	0T178500-0T979999	827509A1	398-832075A3	854512T	815279T	N/A
40	Jet Man Str.	3	02-05	0T178500-0T979999	827509A1	N/A	854512T	N/A	N/A
45	Elec Str.	4	81-89	5531630-B393190	332-5772A7	398-5454A26	96452A1	816770	N/A
45	Man.Start	4	81-89	5531630-B393190	332-5772A7	N/A	96452A1	N/A	N/A
45	Jet	3	91-99	D000750-0G589999	19052A6	398-9710A15	99021A5	815279T	N/A
50	500	4	67	2116318-2305100	N/A	N/A	N/A	816770	84-74904
50	Elec Str.	4	70-75	2858814-4357639	N/A	N/A	IGN DRIVER	816770	84-74904
50	Elec Str.	4	76-79	4357640-5531629	332-5772A7	398-5454A26	96452A1	816770	N/A
50	Man. Str.	4	76-79	4357640-5531629	332-5772A7	N/A	96452A1	N/A	N/A
50	Elec Str.	4	80-85	5531630-A912477	332-5772A7	398-5454A26	96452A1	816770	N/A
50	Man. Str.	4	80-85	5531630-A912477	332-5772A7	N/A	96452A1	N/A	N/A
50	-	3	84-90	6428681-D000749	332-7778A9	398-5454A26	96455A8	816770	N/A
50	-	3	91-97	D000750-0G589999	19052A6	398-9710A15	99021A5	815279T	N/A
50	Man. Str.	3	97-06	OG531301-0T999999	827509A1	N/A	854512T	N/A	N/A
50	Elec Str.	3	97-06	OG531301-0T999999	827509A1	398-832075A3	854512T	815279T	N/A
50	Jet	3	98-05	OG590000-0T408999	827509A1	398-832075A3	854512T	815279T	N/A

* 339-7452A15 REPLACES SWITCH BOX THAT HAS A BULGE

SOUTHSIDE MARINE COMPONENTS

MERCURY ELECTRICAL APPLICATION GUIDE									
HP	Model	Cyl.	Year	Serial Number	Switch Box	Stator	Trigger	Rectifier/ Regulator	Harness
50	Elec Str. 4 Stk	4	02-05	0T178500-0T598999	N/A	398-852387T7	N/A	854515T2	N/A
50	EFI 4 Stk	4	2005	0T409000-0T800999	N/A	N/A	N/A	854515T2	N/A
50	EFI 4 Stk	4	2006	0T801000-1B344306	N/A	N/A	N/A	854515T2	N/A
50	EFI 4 Stk	4	06-07	1B344306-1C050252	N/A	N/A	N/A	854515T2	N/A
55	Elec Str.	3	92-97	0D000750-OG589999	19052A6	398-9710A15	99021A5	815279T	N/A
55	Man.Start	3	96-97	0G290585-OG589999	19052A6	N/A	99021A5	N/A	N/A
55	Elec Str.	3	98-07	0G590000-OT980000	827509A1	398-832075A3	854512T	815279T	N/A
60	-	3	84-90	6428681-D000749	332-7778A9	398-5454A26	96455A8	816770	N/A
60	-	3	91-97	D000750-OG589999	19052A6	398-9710A15	99021A5	815279T	N/A
60	-	3	97-00	OG531301-OG833000	827509A1	398-832075A3	N/A	815279T	N/A
60	Elec Str.	3	98-07	0G590000-OT980000	827509A1	398-832075A3	854512T	815279T	N/A
60	Elec Str. 4 Stk	4	02-05	0T178500-0T598999	N/A	398-852387T7	N/A	854515T2	N/A
60	EFI 4 Stk	4	2005	0T409000-0T800999	N/A	N/A	N/A	854515T2	N/A
60	EFI 4 Stk	4	2006	0T801000-1B344306	N/A	N/A	N/A	854515T2	N/A
60	EFI 4 Stk	4	06-07	1B344306-1C050252	N/A	N/A	N/A	854515T2	N/A
65	650	4	67	2119749-2309310	N/A	N/A	N/A	816770	84-74904
65	650	4	68	2309311-2505592	N/A	N/A	IGN DRIVER	816770	84-74904
65	-	4	69-71	2503993-3293183	N/A	N/A	N/A	816770	84-74904
65	-	3	72-75	3293184-4382056	N/A	N/A	N/A	816770	N/A
65	-	3	76-79	4382057-4571651	332-7778A9	398-5454A26	96455A8	816770	N/A
65	Jet Elec Str.	3	94-96	D283222-OG760299	18495A12	398-9710A15	99021A5	815279T	N/A
65	Jet	3	96-06	0G760300-1B000001	827509A1	398-832075A3	854512T	815279T	N/A
70	-	3	77-87	4571652-A730815	332-7778A9	398-5454A26	96455A8	816770	N/A
70	9 Amp	3	87-93	0A996142-0D283221	332-7778A9	398-8778A17	99021A5	816770	N/A
70	16 Amp	3	87-93	0A996142-0D283222	332-7778A9	398-9710A15	99021A5	815279T	N/A
75	-	4	84-88	6432901-0C221499	332-5772A7	398-5454A26	96453A2	816770	N/A
75	9 Amp	3	89-93	0C221500-0D283221	332-7778A9	398-8778A17	99021A5	816770	N/A
75	16 Amp	3	87-93	0A996142-0D283221	332-7778A9	398-9710A15	99021A5	815279T	N/A
75	Elec Str.	3	94-96	0D283222-OG437999	18495A12	398-9710A15	99021A5	815279T	N/A
75	Man.Str.	3	94-96	0D283222-OG437999	18495A12	398-832075A13	99021A5	N/A	N/A
75	4 Stroke		00-05					67F-81960	
75	4 Stroke EFI							68V-81960	
75	2 Stk.	3	96-06	0G438000-1B000001	827509A1	398-832075A3	854512T	815279T	N/A
80	800	4	69	2559001-2991033	N/A	N/A	N/A	816770	84-74904
80	800	4	70	3051041-3052380	N/A	N/A	N/A	816770	84-74904
80	800	4	70	3052381-3059820	N/A	N/A	N/A	816770	84-74904
80	800	4	71	3144219-3192962	N/A	N/A	N/A	816770	84-74904
80	800	4	71-72	3307347-3493912	N/A	N/A	N/A	816770	84-74904
80	-	4	78-79	4831999-5582561	332-5772A7	398-5454A26	96452A1	816770	N/A
80	-	4	80-83	5582562-6432900	332-5772A7	398-5454A26	96453A2	816770	N/A
80	9 Amp	3	87-93	0A996142-0D283221	332-7778A9	398-8778A17	99021A5	816770	N/A
80	16 Amp	3	87-93	0A996142-0D283221	332-7778A9	398-9710A15	99021A5	816770	N/A
80	4 Stroke EFI							68V-81960	
85	850	4	73-75	3493913-4366801	N/A	N/A	N/A	816770	84-74904
85	850	4	76-77	4366802-4831998	332-5772A7	398-5454A26	96452A1	816770	N/A
90	Inline	6	78-79	4845301-5299505	N/A	N/A	N/A	816770	84-74904
90	Inline	6	79	5299506-5595646	332-7778A9	398-5454A17	96455A11	816770	84-85532
90	Inline	6	79-81	5594657-6026608	332-7778A9	398-5454A17	96455A11	816770	N/A

* 339-7452A15 REPLACES SWITCH BOX THAT HAS A BULGE

SOUTHSIDE MARINE COMPONENTS

MERCURY ELECTRICAL APPLICATION GUIDE									
HP	Model	Cyl.	Year	Serial Number	Switch Box	Stator	Trigger	Rectifier/ Regulator	Harness
90	Inline	6	82-86	6026609-0B110053	332-7778A9	398-5454A17	96455A11	816770	N/A
90	Elec Str.	3	87-92	0A996142-0C221999	332-7778A9	398-8778A17	99021A5	816770	N/A
90	Elec Str.	3	92-94	0C222000-0D283221	332-7778A9	398-9710A15	99021A5	815279T	N/A
90	Elec Str.	3	94-96	0D283222-0G437999	18495A12	398-9710A15	99021A5	815279T	N/A
90	Man.Str.	3	94-96	0D283222-0G437999	18495A12	N/A	99021A5	N/A	N/A
90	Elec Str.	3	96-06	0G438000-1B000299	827509A1	398-832075A3	854512T	815279T	N/A
90	SportJet	3	93-95	0E021000-0E095087	332-7778A9	398-8778A17	N/A	815279T	N/A
90	SportJet	3	95-96	0E080400-0E145579	18495A12	398-8778A17	N/A	815279T	N/A
90	4 Stroke		00-05					67F-81960	
90	4 Stroke EFI							68V-81960	
95	950 Inline	6	66-67	1869776-2318585	N/A	N/A	POINTS	816770	84-74904
95	XRSprtJet	3	95-97	0E141089-0E315900	18495A12	398-9710A15	N/A	815279T	N/A
100	1000 Inline	6	67-69	2641855-3253111	N/A	N/A	N/A	816770	84-74904
100	-	4	88-93	0B209468-0D283221	332-5772A7	398-8778A17	99021A2	815279T	N/A
100	9 Amp	4	94-96	0D283222-0G437999	332-5772A7	398-8778A17	99021A2	815279T	N/A
100	16 Amp	4	94-96	0D283222-0G437999	332-5772A7	398-9710A15	99021A2	815279T	N/A
100	-	4	96-00	0G438000-0G965520	827509A1	398-832075A3	855748A2	815279T	N/A
100	4 Stroke EFI							68V-81960	
105	Jet	6	92-95	0D082000-0G201874	332-7778A9	398-9610A3	96455A11	815279T(2)	N/A
105	Jet	6	96-00	0G303046-0G760500	332-7778A9	398-9610A3	96455A11	815279T(2)	N/A
110	1101 Inline	6	67	2113898-2314955	N/A	N/A	N/A	816770	N/A
115	150 SS Inline	6	70-79	2836019-5314655	N/A	N/A	N/A	816770	84-74904
115	Inline	6	79-80	5314656-5600966	332-7778A9	398-5454A17	96455A11	816770	84-85532
115	Inline	6	80-82	5600967-6051525	332-7778A9	398-5454A17	96455A11	816770	N/A
115	Inline	6	82-89	6051526-0C10000	332-7778A9	398-5454A17	96455A11	816770	N/A
115	9 Amp	4	89-93	0C100000-0D252460	332-5772A7	398-8778A17	99021A2	815279T	N/A
115	16 Amp	4	89-97	0C100000-0G437999	332-5772A7	398-9710A15	99021A2	815279T	N/A
115	-	4	96-06	0G438000-1B000001	827509A1	398-832075A3	855748A2	815279T	N/A
115	4 Stroke EFI							68V-81960	
120	Sport Jet	4	95-96	0E080400-0E145579	332-8268662	398-9710A15	N/A	815279T	N/A
125	1250 Inline	6	68-69	2314956-3253111	N/A	N/A	N/A	816770	84-74904
125	9 Amp	4	94-96	0D283222-0G437999	332-5772A7	398-8778A17	99021A2	815279T	N/A
125	16 Amp	4	94-96	0D283222-0G437999	332-5772A7	398-9710A15	99021A2	815279T	N/A
125	-	4	96-06	0G438000-1B000001	827509A1	398-832075A3	855748A2	815279T	N/A
135	1350 Inline	6	70-71	2839369-3293233	N/A	N/A	N/A	816770	84-74904
135	-	6	85-88	0A904646-0C100860	332-7778A9	398-5454A35	96455A11	816770	N/A
135	-	6	89-90	0C100861-0C239552	332-7778A9	398-9610A3	96455A11	18736A	N/A
135	16 Amp	6	90-91	0C239553-0D081999	332-7778A9	398-5454A35	96455A11	816770	N/A
135	40 Amp	6	90-91	0C239553-0D081999	332-7778A9	398-9610A3	96455A11	18736A	N/A
135	40 Amp	6	92-95	0D082000-0G201874	332-7778A9	398-9610A3	96455A11	815279T(2)	N/A
135	40 Amp	6	96-99	0G303046-0G960499	332-7778A9	398-9610A3	96455A11	815279T(2)	N/A
135	-	6	00-05	0G960500-UP	827509A1	N/A	96455A18	854515T2	N/A
140	1400 Inline	6	72	3293234-3502805	N/A	N/A	N/A	816770	84-74904
140	Inline	6	78-79	4855153-5314655	N/A	N/A	N/A	816770	84-74904
140	Inline	6	79	5327663-5625107	332-7778A9	398-5454A17	96455A11	816770	84-85532
140	-	6	80-81	5625108-5669999	332-7778A9	398-5454A17	96455A11	816770	N/A
140	Jet	6	92-95	0D082000-0G201874	332-7778A9	398-9610A3	96455A11	815279T(2)	N/A
140	Jet	6	96-99	0G303046-0G960499	332-7778A9	398-9610A3	96455A11	815279T(2)	N/A

SOUTHSIDE MARINE COMPONENTS

MERCURY ELECTRICAL APPLICATION GUIDE									
HP	Model	Cyl.	Year	Serial Number	Switch Box	Stator	Trigger	Rectifier/ Regulator	Harness
140	Jet	6	00-05	0G960500-UP	827509A1	N/A	96455A18	854515T2	N/A
150	1500 Inline	6	73-77	3502806-4868997	N/A	N/A	N/A	816770	84-74904
150	XR2 Mag	6	78-86	04868998-0A904645	332-7778A9	398-5454A17	96455A11	816770	N/A
150	-	6	85-88	0A904646-0C100860	332-7778A9	398-5454A35	96455A11	816770	N/A
150	-	6	89-90	0C100861-0C239552	332-7778A9	398-9610A3	96455A11	18736A	N/A
150	16 Amp	6	90-91	0C239553-0D081999	332-7778A9	398-5454A35	96455A11	816770	N/A
150	40 Amp	6	90-91	0C239553-0D081999	332-7778A9	398-9610A3	96455A11	18736A	N/A
150	40 Ano	6	92-95	0D082000-0G303045	332-7778A9	398-9610A3	96455A11	815279T(2)	N/A
150	2 Stk.	6	96-99	0G303046-0G960499	332-7778A9	398-9610A3	96455A11	815279T(2)	N/A
150	2 Stk	6	00-05	0G960500-0T408999	827509A1	N/A	96455A18	854515T2	N/A
175	Black Max	6	76-79	4301235-5593736	332-7778A9	398-5454A17	96455A11	816770	N/A
175	Black Max	6	79-84	5593737-6618750	332-7778A9	398-5454A17	96455A11	816770	N/A
175	9 Amp	6	85-88	6618751-0C100860	332-7778A9	398-5454A17	96455A11	816770	N/A
175	15 Amp	6	85-88	6618751-0C100860	332-7778A9	398-5454A35	96455A11	816770	N/A
175	40 Amp	6	89-90	0C100861-0C239552	332-7778A9	398-9610A3	96455A11	18736A	N/A
175	16 Amp	6	90-91	0C239553-0D081999	332-7778A9	398-5454A35	96455A11	816770	N/A
175	40 Amp	6	90-91	0C239553-0D081999	332-7778A9	398-9610A3	96455A11	18736A	N/A
175	Xri EFI	6	92-95	0D082000-0G303045	332-7778A9	398-9610A3	96455A11	815279T(2)	N/A
175	Xri EFI	6	96-00	0G303046-0G840500	332-7778A9	398-9610A3	96455A11	815279T(2)	N/A
175	2 Stk.	6	96-99	0G303046-0G960499	332-7778A9	398-9610A3	96455A11	815279T(2)	N/A
175	2 Stk	6	00-05	0G960500-0T408999	827509A1	N/A	96455A18	854515T2	N/A
175	XR2 Sp. Jet	6	97-05	0E151580-0E433133	N/A	N/A	N/A	815279T	N/A
200	Black Max	6	78-79	4839034-5363917	332-7778A9	398-5454A17	96455A11	816770	N/A
200	Black Max	6	79-81	5363918-6073191	332-7778A9	398-5454A17	96455A11	816770	N/A
200	15 Amp	6	82-90	6073192-0C239553	332-7778A9	398-5454A35	96455A11	88825A7*	N/A
200	Xri 40 Amp	6	89-91	0C100861-0G303045	332-7778A9	398-9610A3	96455A11	18736A	N/A
200	16 Amp	6	89-91	0D082000-0G201874	332-7778A9	398-5454A35	96455A11	815279T	N/A
200	40 Amp	6	89-91	0G201875-0G30345	332-7778A9	398-9610A3	96455A11	18736A	N/A
200	2 Stk.	6	92-00	0G303046-0G960499	332-7778A9	398-9610A3	96455A11	815279T(2)	N/A
200	2 Stk.	6	00-05	0G960500-1B226999	827509A1	N/A	96455A18	854515T2	N/A
200	2.5L EFI	6	92-99	0D082000-0G840500	332-7778A9	398-9610A3	96455A11	815279T(2)	N/A
200	EFI	6	00-05	0G960500-0T408999	827509A1	N/A	96455A18	854515T2	N/A
210	Sp Jet	6	97-99	0E370318-0E433133	N/A	N/A	N/A	815279T(2)	N/A
220	-	6	87-88	0B117316-0C100860	332-7778A9	398-5454A35	96455A11	88825A7*	N/A
225	-	6	81-93	5628028-0D280812	332-7778A9	398-5454A35	96455A11	816770	N/A
225	2.5L EFI	6	95-00	0D935638-0G569900	332-7778A9	398-9610A3	96455A11	815279T(2)	N/A
225	3.0L	6	93-94	0D280813-0G129221	822779A2	N/A	N/A	Alternator	N/A
225	3.0L	6	94-95	0G129222-0G303045	822779A2	N/A	N/A	Alternator	N/A
225	3.0L	6	96-01	0G303046-0T408999	827509A1	N/A	N/A	Alternator	N/A
240	Sp Jet	6	00-05	0E373939-0E406399	827509A1	N/A	96455A18	854515T2	N/A
250	2.5L 16 AMP	6	89-94	0C101891-0D280900	332-7778A9	398-5454A35	N/A	816770	N/A
250	2.5L 40 AMP	6	89-94	0C101891-0D280900	332-7778A9	398-9610A3	N/A	18736A	N/A
250	3.0L	6	94-95	0G129222-0G303045	822779A2	N/A	N/A	Alternator	N/A
250	3.0L	6	96-00	0G303046-0G840500	827509A1	N/A	N/A	Alternator	N/A
250	XB 3.0L	6	00-02	0G980600-0T408999	827509A1	N/A	N/A	Alternator	N/A
275	16 AMP	6	89-94	0C101891-0D280900	332-7778A9	398-5454A35	N/A	816770	N/A
275	40 AMP	6	89-94	0C101891-0D280900	332-7778A9	398-9610A3	N/A	18736A	N/A
300	3.4L	6	80-87	5611648-A996135	332-7778A9	398-5454A35	N/A	816770	N/A
300	ProMax	6	98-01	0G980600-0T408999	827509A1	N/A	N/A	Alternator	N/A

***Replaces both Rectifier and Regulator**

SOUTHSIDE MARINE COMPONENTS



Switch Box
Part No: 332-5772A7



Bullet Connectors
10 Male, 10 Female with shields
Part No: 911-9783



Switch Box
Part No: 332-7778A9



Switch Box
Part No: 339-7452A15



Switch Box
Part No: 339-7452A3



Switch Box
Part No: 339-6222A6



Switch Box
Part No: 855713A4



Switch Box
Part No: 19052A6



Switch Box
Part No: 18495A5



Switch Box
Part No: 18495A12



CD Module (4 Pin)
Part No: 827509A1



CDM Adapter Kit
Part No: 822779A2



Switch Box
Part No: 332-4911A2

SOUTHSIDE MARINE COMPONENTS



Stator
Part No: 86617A17



Stator
Replaces: 855721T8
Part No: 855721A4



Stator
Part No: 86617A2



Bullet Connectors
10 Male, 10 Female
with shields
Part No: 911-9783



Stator
Part No: 398-852387T7




Stator
Part No: 398-9610A3




Stator
Part No: 398-8778A17



Stator
Part No: 398-9710A15




Stator
Part No: 398-5454A35




Stator
Replaces: 398-5454A7
Part No: 398-5454A17



Stator
Part No: 398-5454A26




Stator
Part No: 398-832075A13



Stator
Part No: 398-832075A3

Note: We recommend these stators be used with CDM Module System only. If the engine uses a standard switch box and has the red stator adapter installed, remove the adapter and use either the 398-8778A17 (9 amp) stator or the 398-9710A15 (16 amp) stator.



Stator
Part No: 398-5255

SOUTHSIDE MARINE COMPONENTS



Trigger
Part No: 854512T



Trigger
Part No: 98450A10



Trigger
Replaces: 96455A1
Part No: 96455A8



Trigger
Part No: 96453A2



Straight Arm Trigger
Part No: 96452A1



Trigger
Part No: 96455A11



Trigger
Part No: 99021A14



Trigger
Part No: 99021A2



Trigger
Part No: 99021A5



Trigger
Part No: 96455A18



Trigger
Part No: 855748A2



Reg/ Rect
Replaces both Reg and Rect
Part No: 88825A7

SOUTHSIDE MARINE COMPONENTS

 <p>Universal Reg/Rect Kit</p> <p>For use on Outboards with under flywheel lighting coil</p> <p>Instructions Included</p> <p>Part No: RR007CK</p>	 <p>Universal 3 Wire Reg/Rect</p> <p>Fits Various Motors 6-300hp</p> <p>Wires: Green, Green/White, Red, Black(Earth)</p> <p>All approx. 150mm long</p> <p>Unit approx. 40 x 35mm</p> <p>1 Centre Mount Hole</p> <p>Part No: 6F5-81970-62</p>	 <p>Rectifier 6HP and UP</p> <p>Part No: 816770</p>	 <p>Reg/Rect</p> <p>Part No: 815279T</p>
 <p>Reg/Rect</p> <p>Replaces: 883072T2</p> <p>Part No: 854515T2</p>	 <p>Reg/Rect</p> <p>Must be used with 4 yellow wire stators.</p> <p>40 Amp Dual Reg Kit</p> <p>Part No: 18736A</p>	 <p>Reg/ Rect</p> <p>Replaces: 810937M</p> <p>Part No: 676-81970-00</p>	 <p>Reg / Rect</p> <p>Replaces: 804278A12, 804278T11</p> <p>Part No: 67F-81960-12</p>
 <p>Reg/ Rect</p> <p>Replaces: 881346T</p> <p>Part No: 68V-81960-00</p>	 <p>Oil Warning Module</p> <p>Part No: 14857A6</p>	 <p>Over Rev Limiter</p> <p>Part No: 821889A29</p>	 <p>Timing Module 3 Wire</p> <p>1994-95 30-40HP 2-Cyl</p> <p>Part No: 823251A5</p>
 <p>Timing Module 4 Wire</p> <p>1996-97 30-40 HP 2-Cyl</p> <p>Part No: 823251A4</p>	 <p>Wiring Harness</p> <p>Part No: 84-74904</p>	 <p>Wiring Harness</p> <p>Part No: 84-85532</p>	

HEAT SINK COMPOUND: TYPE 29 WILL NOT HARDEN OR DRY OUT.

RECOMMENDED FOR USE WHEN MOUNTING RECTIFIERS AND REGULATORS ON CHRYSLER, FORCE, MARINER, MERCURY, NISSAN, TOHATSU AND YAMAHA ENGINES

Part No: 989-8109

SOUTHSIDE MARINE COMPONENTS

MERCURY / MARINER							
Head Gaskets and Gasket Kit Application							
Model	Year	Country	Serial No. Range	Gasket Kit	Head O-Rings	Head Gaskets	Head Seals
6	1986-05	USA	0A197112-0T800749	27-42364A92			
6	1986-05	BEL	9461526 AND UP	27-42364A92			
8	1986-05	USA	0A197112 AND UP	27-42364A92			
8	1986-05	BEL	9461526 AND UP	27-42364A92			
8 (4 stroke) (232cc)	1995-00	USA	0H000058-0T178499			27-825482-1	
8 (4 stroke) (232cc)	1995-98	BEL	0P086824-0P325499			66M-11181-10	
8 (4-Stroke) (232cc)	1995-98	JPN	0R042475 AND UP			66M-11181-10	
8 (4 stroke) (232cc)	1995-98	BEL	0P325500 AND UP			66M-11181-10	
9.9	1986-UP	USA	0A197112 AND UP	27-42364A92			
9.9	1986-UP	BEL	9461526 AND UP	27-42364A92			
9.9 (4stroke) (232cc)	1995-98	USA	0H000058-0H017349			27-825482-1	
9.9 (4stroke) (323cc)	1999	USA	0G760300-0T178499			66M-11181-10	
9.9 (4stroke) (323cc)	1999	BEL	0P075166-0P325499			66M-11181-10	
9.9 (4stroke)	1995-98	JPN	0R042475 AND UP			66M-11181-10	
9.9 (4stroke)	1995-98	BEL	0P325500 AND UP			66M-11181-10	
10 (Marathon XR10	1990-UP	USA	0D038000 AND UP	27-42364A92			
10 (Marathon XR10	1990-UP	BEL	9596000 AND UP	27-42364A92			
10 Magnum/Marathon	1990-UP	USA	0D038000 AND UP	27-42364A92			
10 Magnum/Marathon	1990-UP	BEL	9596000 AND UP	27-42364A92			
15	1988-UP	USA	0B292414 AND UP	27-42364A92			
15	1988-UP	BEL	9542620 AND UP	27-42364A92			
15 XD Sea	1997-UP	BEL	9927000 AND UP	27-41499A87			
15 (SUPer)	1994-UP	USA	0B238464 AND UP	27-41499A87			
15 (SUPer)	1994-UP	BEL	9507381 AND UP	27-41499A87			
15 (SUPer)	1994-UP	CAN	0A730007 AND UP	27-41499A87			
15 (4-stroke)	1998	USA	0G760300 AND UP			66M-11181-10	
15 (4-stroke)	1998	BEL	0P075166 AND UP			66M-11181-10	
18 (18XD)	1983-1/2	USA	6416713-6443972	27-41499A87			
18 (18XD)	1983-1/3	BEL	93478116-7209532	27-41499A87			
18 (18XD)	1984-85	CAN	7207858-7209532	27-41499A87			
20 (20, 20xd, 200)	1986-87	USA	6443973 AND UP	27-41499A87			
20 (20, 20xd, 200)	1986-87	BEL	9415101 AND UP	27-41499A87			
20 (20, 20xd, 200)	1986-87	CAN	7209533 AND UP	27-41499A87			
20 Jet	1994-UP	USA	0G044027 AND UP	27-41499A87			
20 Jet	1994-UP	BEL	9807909 AND UP	27-41499A87			
25 (25, 25XD)	1984-UP	USA	6416713-0T97999	27-41499A87			
25 (25, 25XD)	1983 1/2	BEL	9378116-0P325499	27-41499A87			
25 (25, 25XD)	1983 1/2	CAN	7207858 AND UP	27-41499A87			
30 (2 cyl)	1991-Up			27-822420A94			
30 (4-stroke) (3 cyl)	1999-UP	USA	0G760300-0T408999			27-834777	
30 (4-stroke) (3 cyl)	1999-UP	USA	0T409000-1B226999			27-834777	
30 (4-stroke) (3 cyl)	1999-UP	BEL	0P153500-0P400999			27-834777	
30 (4-stroke) (3 cyl) EFI	1999-UP	USA	0T409000-1B226999			27-834777	
30 Jet (40HP) (4 cyl)	1994-UP	USA	0C159200 AND UP	27-72486A32			
30 Jet (40HP) (4 cyl)	1998-UP	BEL	9570790 AND UP	27-72486A32			
35 (2 cyl)	1984-86	USA	6445653-0B110788	27-78028A78			

SOUTHSIDE MARINE COMPONENTS

MERCURY / MARINER							
Head Gaskets and Gasket Kit Application							
Model	Year	Country	Serial No. Range	Gasket Kit	Head O-Rings	Head Gaskets	Head Seals
35 (2 cyl)	1984-86	BEL	9384476-9466646	27-78028A78			
35 (2 cyl)	1984-86	CAN	7209608 AND UP	27-78028A78			
40 (40,402) (2 cyl)	1972-74	USA	225147-0G053313	27-78028A78			
40 (40,402) (2 cyl)	1972-74	AUS	8002335 AND UP	27-78028A78			
40 (40,402) (2 cyl)	1972-74	BEL	339688 AND UP	27-78028A78			
40 (2 cyl)	1972-74	CAN	3340783 AND UP	27-78028A78			
40 (2 cyl)	1991-Up			27-822420A94			
40 (3 cyl)	1991-UP		D000750 AND UP	27-812867A91			
40 (3 cyl)	1998-UP		OG590000 AND UP	27-812867A91			
40 (4 cyl)	1989-UP	USA	0C159200 AND UP	27-72486A32			
40 (4 cyl)	1989-UP	BEL	9570790 AND UP	27-72486A32			
40 (4 stroke) (3 cyl)	1998	USA	0G760300-0T408999			27-834777	
40 (4 stroke) (3 cyl)	1998	USA	0T409000 AND UP			27-834777	
40 (4 stroke) (3 cyl)	1998	BEL	0P153500 AND UP			27-834777	
40 (4 stroke) (3 cyl) EFI	1998	USA	0T409000 AND UP			27-834777	
40 (4 stroke) (3 cyl) EFI	1998	CHN	1C000001 AND UP			27-834777	
40 (4 stroke) (4 cyl)	1998	USA	0T228405-0T598999			27-857081	
40 (4 stroke) (4cyl) EFI	1998	USA	0T409000 AND UP			27-857081	
40 (4 stroke) (4cyl) EFI	1998	CHN	1C000001 AND UP			27-857081	
45 (4 cyl)	1986	USA	5531630-0B110788	27-72486A32			
45 (4 cyl)	1986	AUS	8063985 AND UP	27-72486A32			
45 (4 cyl)	1986	BEL	9248006-9466691	27-72486A32			
45 (4 cyl)	1986	CAN	7143688-0A719280	27-72486A32			
45 (4 cyl)	1987-89	USA	0B110789 AND IP	27-72486A32			
45 (4 cyl)	1987-89	BEL	9466692 AND UP	27-72486A32			
45 (4 cyl)	1987-89	CAN	0A719281 AND UP	27-72486A32			
50 (500) (4 cyl)	1965-67	USA	2116318 AND UP	27-72486A32			
50 (500) (4 cyl)	1965-67	CAN	2097445 AND UP	27-72486A32			
50 (500) (4 cyl)	1965-67	AUS	2863739 AND UP	27-72486A32			
50 (500) (4 cyl)	1965-67	BEL	9001581 AND UP	27-72486A32			
50 (3 cyl)	1986-87	USA	6428681-0B122929	27-88449A32			
50 (3 cyl)	1986-87	BEL	9385911-9469199	27-88449A32			
50 (3 cyl)	1986-87	CAN	7208333-0A721307	27-88449A32			
50 (3 cyl)	1986-87	USA	0B122930-0D000749	27-88449A32			
50 (3 cyl)	1986-87	BEL	9469200-9683054	27-88449A32			
50 (3 cyl)	1986-87	CAN	0A721308 AND UP	27-88449A32			
50 (3 cyl)	1991-UP		D000750 AND UP	27-812867A91			
50 (3 cyl)	1998-UP		OG590000 AND UP	27-812867A91			
50 (4 stroke) (4 cyl)	1995-98	USA	0T178500-0T598999			27-857081	
50 (4 stroke) (4 cyl)	1995-98	BEL	0P094500-0P206999			27-857081	
50 (4 stroke) (4 cyl)	1995-98	USA	0T409000 AND UP			27-857081	
50 (4 stroke) (4 cyl)	1995-98	BEL	0P153500 AND UP			27-857081	
50 (4 stroke) (4 cyl)	1995-98	CHN	1C000001 AND UP			27-857081	
55 (3 cyl)	1984-87	USA	6428681-00B122929	27-88449A32			
55 (3 cyl)	1984-87	BEL	9385911-9461999	27-88449A32			

SOUTHSIDE MARINE COMPONENTS

MERCURY / MARINER							
Head Gaskets and Gasket Kit Application							
Model	Year	Country	Serial No. Range	Gasket Kit	Head O-Rings	Head Gaskets	Head Seals
55 (3 cyl)	1984-87	CAN	7208333-0A721307	27-88449A32			
55 (3 cyl)	1988-90	USA	0B122930-0D000749	27-88449A32			
55 (3 cyl)	1988-90	BEL	9469200-9683054	27-88449A32			
55 (3 cyl)	1988-90	CAN	0A721308 AND UP	27-88449A32			
55 (3 cyl)	1991-UP		D000750 AND UP	27-812867A91			
55 (3 cyl)	1998-UP		OG590000 AND UP	27-812867A91			
60 (3 cyl)	1984-87	USA	642681-0B122929	27-88449A32			
60 (3 cyl)	1984-87	BEL	9385911-9469199	27-88449A32			
60 (3 cyl)	1984-87	CAN	720833-0A721307	27-88449A32			
60 (3 cyl)	1988-90	USA	0B122930-0D000749	27-88449A32			
60 (3 cyl)	1988-90	BEL	9469200-9683054	27-88449A32			
60 (3 cyl)	1988-90	CAN	0A721308 AND UP	27-88449A32			
60 (3 cyl)	1991-UP		D000750 AND UP	27-812867A91			
60 (3 cyl)	1998-UP		OG590000 AND UP	27-812867A91			
60 (4 stroke) (4 cyl)	1965-66					27-857081	
60 (4 stroke) (4 cyl) EFI	1965-66					27-857081	
65 (650) (3cyl)	1973-76	USA	3293184-4382056	27-88449A32			
65 (650) (3cyl)	1973-75	AUS	8006640-8042349	27-88449A32			
65 (650) (3cyl)	1973-76	BEL	9020074-9112988	27-88449A32			
65 (650) (3cyl)	1973-76	CAN	7013633-7073472	27-88449A32			
65 (650) (3cyl)	1976	USA	4328057-4571651	27-88449A32			
65 (650) (3cyl)	1976	BEL	9112989-9135824	27-88449A32			
65 (650) (3cyl)	1976	CAN	7073473-7087822	27-88449A32			
70 (3 cyl)	1977-79	USA	4571652-0A9961411	27-88449A32			
70 (3 cyl)	1977-79	AUS	8042350 AND UP	27-88449A32			
70 (3 cyl)	1977-79	BEL	9135825-9385910	27-88449A32			
70 (3 cyl)	1977-79	CAN	7087823-7208332	27-88449A32			
70 (3 cyl)	1987	USA	0A996142 AND UP	27-43004A99			
70 (3 cyl)	1987	BEL	9483121 AND UP	27-43004A99			
75 (3-cyl)	1987-91			27-43004A99			
75 (4 cyl)	1984-88	USA	6423901 AND UP	27-73645A87			
75 (4 cyl)	1984-88	BEL	9393856 AND UP	27-73645A87			
75 (4 cyl)	1984-88	CAN	7208573 AND UP	27-73645A87			
75 (4 stroke) CARB	1999-UP	USA	0G960500-1B226999	68V-W0001-03		67F-11181-02	
75 (4 stroke) EFI	1999-UP	USA	1B172291-1B366822	68V-W0001-03		67F-11181-02	
80 (80, 800) (4 cyl)	1978-79	USA	4831999-6432900	27-73645A87			
80 (80, 800) (4 cyl)	1978-79	AUS	8050200 AND UP	27-73645A87			
80 (80, 800) (4 cyl)	1978-79	BEL	9177626-9393855	27-73645A87			
80 (80, 800) (4 cyl)	1978-79	CAN	7110998-7208572	27-73645A87			
80 (3 cyl)	1987	USA	0A996142 AND UP	27-43004A99			
80 (3 cyl)	1987	BEL	9483121 AND UP	27-43004A99			
80 Jet (4 cyl)	1994-98	USA	0D283222 AND UP	27-13461A99			
80 Jet (4 cyl)	1994-98	BEL	9793577 AND UP	27-13461A99			
90 (90, 900) (6 cyl)	1978-79	USA	4845301 AND UP	27-85653A87			
90 (90, 900) (6 cyl)	1978-79	CAN	711698 AND UP	27-85653A87			

SOUTHSIDE MARINE COMPONENTS

MERCURY / MARINER							
Head Gaskets and Gasket Kit Application							
Model	Year	Country	Serial No. Range	Gasket Kit	Head O-Rings	Head Gaskets	Head Seals
90 (90) (6cyl)	1980-83	AUS	806545 AND UP	27-85653A87			
90 (3 cyl)	1987	USA	0A966142 AND UP	27-43004A99			
90 (3 cyl)	1987	BEL	9483121 AND UP	27-43004A99			
90 (4 stroke)	1999-UP	USA	0G960500-1B226999	68V-W0001-03		67F-11181-02	
90 (4 stroke) (EFI) (1596cc)	1999-UP	USA	1B172291-1B366822	68V-W0001-03		67F-11181-02	
100 (4 cyl)	1988-98	USA	0B209468 AND UP	27-13461A99			
100 (4 cyl)	1988-98	BEL	9523034 AND UP	27-13461A99			
105 Jet (V6)	1996-UP	USA	0D082000 AND UP	27-815791A92		27-18785-1	
115 (1150, 115) (6 cyl)	1973-79	USA	3525441 AND UP	27-85653A87			
115 (1150, 115) (6 cyl)	1973-79	AUS	8008665 AND UP	27-85653A87			
115 (1150, 115)	1978-79	CAN	7112248 AND UP	27-85653A87			
115 (4 cyl)	1988-93	USA	0C00000 AND UP	27-13461A99			
115 (4 cyl)	1988-93	BEL	9559771 AND UP	27-13461A99			
115 (4 stroke) (EFI)	1999-UP	USA	0T209000-1B366822	68V-W0001-03		67F-11181-02	
125 (4 cyl)	1994-98	USA	0D283222 AND UP	27-13461A99			
125 (4 cyl)	1994-98	BEL	9793577 AND UP	27-13461A99			
140 (140, 1400) (6 cyl)	1972	USA	3293234-3502805	27-85653A87			
140 (140, 1400) (6 cyl)	1978-79	USA	4865678 AND UP	27-85653A87			
140 (140, 1400) (6 cyl)	1978-79	AUS	8052650 AND UP	27-85653A87			
140 (140, 1400) (6 cyl)	1978-79	CAN	7112773 AND UP	27-85653A87			
150 (1500) (6 cyl)	1973-78	USA	3502806-5327662	27-85653A87			
150 (1500) (6 cyl)	1973-78	AUS	8005615-8052649	27-85653A87			
150 (1500) (6 cyl)	1973-77	CAN	7010533-7112772	27-85653A87			
V-135	1986-88	USA	0A904646-0C239552	27-90484A88		27-96542-1	
V-135	1991	USA	0C239553-0G960499	27-815791A92		27-18785-1	
V-135	1996-98	USA	0G960500-0T178499			27-18785-1	
V-135 CARBY & EFI	2000-UP	USA	0G960500 AND UP	27-815791A00	859722 1		858452-1
V-135 DFI	1992-95	USA	0C59000-0G960499	27-814754A00			
V-135 DFI	1998	USA	0G960500 AND UP	27-814754A00	859772 1		858452-1
V -140 JET	1996-98	USA	0D082000-0G960499	27-815791A92		27-822844-1	
V-140 CARBY & EFI	2000-UP	USA	0G960500 AND UP	27-815791A00	859722 1		858452-1
V-150 (150, 1500)	1973-77	USA	4688998-6042945	27-77671A81		27-79583	
V-150	1982-90	USA	6042946-0C239552	27-90484A88		27-96542-1	
V-150	1988-91	USA	0C239553-0G960499	27-815791A92		27-18785-1	
V-150 (XR6/Magnum III)	1996-98	USA	0G960500 AND UP	27-814754A00	859772 1		858452-1
V-150 EFI	1993-98	USA	0D082000-0G960499	27-815791A92		27-822844-1	
V-150 EFI	1996-98	USA	0G960500-0T408999		859772 1		858452-1
V-150 EFI	1996-98	USA	0T409000 AND UP		859772 1		858452-1
V-150 DFI	1998	USA	0D590000-0G960499	27-814754A00			
V-150 DFI	1998	USA	0G960500 AND UP	27-814754A00	859772 1		858452-1
V-150 CARBY & EFI	2000-UP	USA	0G960500 AND UP	27-815791A00	859722 1		858452-1
V-175 (175,1750)	1976-81	USA	4301235-6618750	27-77671A81		27-79583	
V-175 (175,1750)	1976-79	AUS	8058770 AND UP	27-77671A81		27-79583	
V-175	1985-88	USA	6618751-0 239522	27-11338A88		27-41246-1	
V-175	1991	USA	0C239553-0D081999	27-815791A92		27-18786-1	

SOUTHSIDE MARINE COMPONENTS

MERCURY / MARINER							
Head Gaskets and Gasket Kit Application							
Model	Year	Country	Serial No. Range	Gasket Kit	Head O-Rings	Head Gaskets	Head Seals
V-175	1992-95	USA	0D082000-0G960499	27-815791A92		27-822844-1	
V-175 EFI	1992-95	USA	0D000750-0D81999	27-815791A92		27-18786-1	
V-175 EFI	1992-95	USA	0D082000-0G960499	27-815791A92		27-822844-1	
V-175 EFI	1992-98	USA	0D960500-0T408999		859772 1		858452-1
V-175 EFI	1992-98	USA	0T409000-0T800999		859772 1		858452-1
V-175 EFI	1992-98	USA	0T178500 AND UP	27-814754A00	859772 1		858452-1
V-175 CARBY & EFI	2000-UP	USA	0G960500 AND UP	27-815791A00	859722 1		858452-1
V-200 (200,2000)	1978-79	USA	4839034-6073191	27-77671A81		27-41245-1	
V-200 (200,2000)	1980-81	AUS	8061595-8065672	27-77671A81		27-41245-1	
V-200	1982	USA	6073192-6203990	27-77671A81		27-41245-1	
V-200	1983	USA	6203991-0C291519	27-1138A88		27-41246-1	
V-200	1991	USA	0C291520-0D081999	27-815791A92		27-822844-1	
V-200	1992-95	USA	0D082000 AND UP	27-815791A92		27-822844-1	
V-200	1996-98	USA	0G960500 AND UP	27-815791A92	859772 1		858452-1
V-200 EFI	1989-90	USA	0C100861-0C291519	27-11338A88		27-41246-1	
V-200 EFI	1991	USA	0C291520-0G960499	27-815791A92		27-822844-1	
V-200 EFI	1996-98	USA	0G960500-0T408999	27-815791A92	859772 1		858452-1
V-200 CARBY & EFI	2000-UP	USA	0G960500 AND UP	27-815791A00	859722 1		858452-1
V200 EFI (2.5l)	1996-98	USA	0T409000 AND UP	27-815791A92	859772 1		858452-1
V-200 EFI (3.0L)	1996-98	USA	0T750164-0T598999	27-832934A00	878453		818574
V-200 EFI (3.0L)	1996-98	USA	0T599000 AND UP	27-832934A00			818574
V-200 EFI (3.0L)	1997	USA	0G386496-0G589999	27-814195A97	25-818573		818574
V-200 EFI (3.0L)	1998	USA	0G590000-0G960499	27-832934A98	25-818573		818574
V-200 EFI (3.0L)	1998	USA	0G960500-0T178499	27-832934A00	25-818573		818574
V-200 EFI (3.0L)	1998	USA	0T178500-0T598999	27-832934A00	878453		818574
V-200 EFI (3.0L)	1998	USA	0T599000 AND UP	27-832934A00			818574
V-220	1987-88	USA	0B117316 AND UP	27-11338A88		27-41246-1	
V-225	1980-81	USA	5628028 AND UP	27-77671A81		27-41245-1	
V-225 CARB (3.0L)	1994-98	USA	0D280813-0T178499	27-814195A93	25-818573		818574
V-225 EFI (3.0L)	1994-98	USA	0T178500-0T598999	27-814195A93	878453		818574
V-225 SEA PRO	1994-98	USA	0G245605-0T408999	27-814195A93	25-818573		818574
V-225 EFI (3.0L)	1995-98	USA	0G129222-0T408999	27-814195A93	25-818573		818574
V-225 EFI (3.0L)	1995-98	USA	0T409000-0T598999	27-832934A00	878453		818574
V-225 EFI (3.0L)	1995-98	USA	0T599000 AND UP	27-832934A00			818574
V-225 DFI (3.0L)	1998	USA	0G590000-0G960499	27-832934A98	25-818573		818574
V-225 DFI (3.0L)	1998	USA	0G960500-0T178499	27-832934A00	25-818573		818574
V-225 DFI (3.0L)	1998	USA	0T178500-0T598999	27-832934A00	878453		818574
V-225 DFI (3.0L)	1998	USA	0T599000 AND UP	27-832934A00			818574
V-250 EFI (3.0L)	1995-98	USA	0T409000-0T598999	27-832934A00	878453		818574
V-225 EFI (3.0L)	1995-98	USA	0T599000 AND UP	27-832934A00			818574
V-250 (3.4L)	1989-94	USA	0C101891 AND UP		25-88923		
V-250 EFI (3.0L)	1995-98	USA	0G129222-0T408999	27-814195A93	25-818573		818574
V-250 XS DFI			0T651945-0T818042	27-841220A03			
V-275 (3.4L)	1989-94	USA	0C101891 AND UP		25-88923		
V300 (3.4L)	1980-87	USA	5611648 AND UP		25-88923		

SOUTHSIDE MARINE COMPONENTS



UPPER SEAL **PART NO: 321831**
LOWER SEAL **PART NO: 26-12566**

SEALS NOT INCLUDED
Part No: 27-42364A92



SEAL KIT PART NO: 2019

SEALS NOT INCLUDED
Part No: 27-41499A87



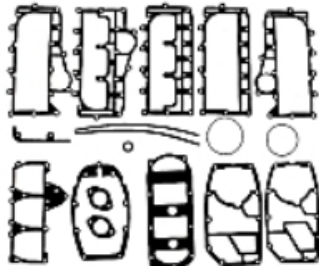
SEAL KIT PART NO: 2016-3

SEALS NOT INCLUDED
Part No: 27-78028A78



SEAL KIT PART NO: 2016-3

SEALS NOT INCLUDED
Replaces: 27-72486A78, 27-85491A90
Part No: 27-72486A32



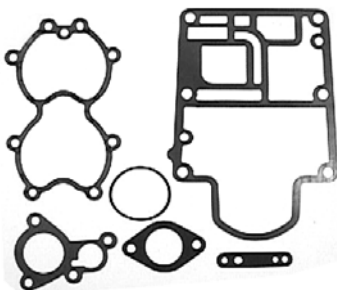
SEAL KIT PART NO: 2016-3

SEALS NOT INCLUDED
Replaces: 27-43779A87, 27-69524A75
Part No: 27-88449A32



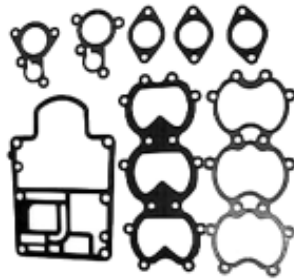
SEAL KIT PART NO: 2016-3

SEALS NOT INCLUDED
Part No: 27-73645A87



SEAL KIT PART NO: 2020

SEALS NOT INCLUDED
Part No: 27-822420A94




SEAL KIT EARLY MOD PART NO: 2016-3
SEAL KIT LATE MOD PART NO: 2020

SEALS NOT INCLUDED
Replaces: 27-812867A97, 27-828553A97
Part No: 27-812867A91



SEAL KIT PART NO: 2017

SEALS NOT INCLUDED
Part No: 27-43004A99



SEAL KIT PART NO: 2017

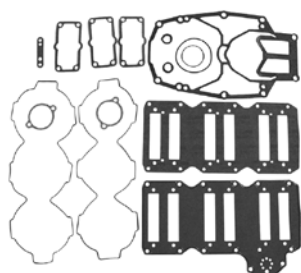
SEALS NOT INCLUDED
Part No: 27-13461A99



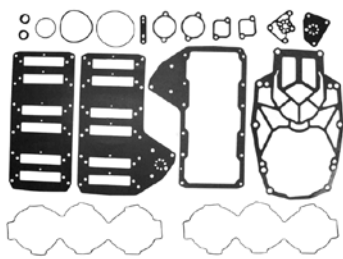
SEAL KIT PART NO: 2016-3

SEALS NOT INCLUDED
Part No: 27-85653A87

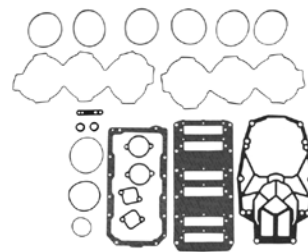
SOUTHSIDE MARINE COMPONENTS



SEAL KIT **PART NO: 2018**
HEAD O'RING X 6 **PART NO: 25-818573**
HEAD O'RINGS & SEALS NOT INC
Part No: 27-814195A97

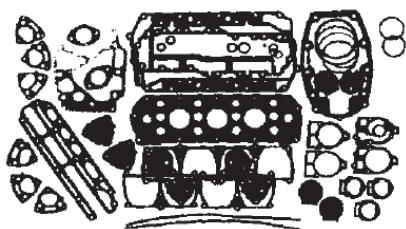


SEAL KIT **PART NO: 2018**
HEAD O'RING X 6 **PART NO: 25-818573**
HEAD O'RINGS & SEALS NOT INC
Part No: 27-832934A98



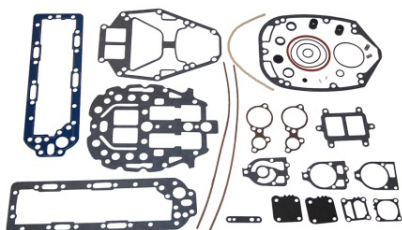
SEAL KIT **PART NO: 2018**

SEALS NOT INCLUDED
Part No: 27-841220A03



SEAL KIT **PART NO: 2016-3**

SEALS NOT INCLUDED
Part No: 27-52893A72



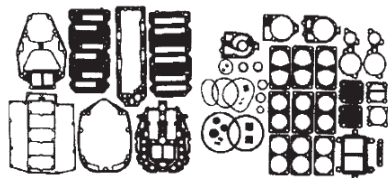
SEAL KIT **PART NO: 2016-3**
HEAD O'RING X 6 **PART NO: 859772 1**
H/COV OUT SEAL X 2 **PART NO: 858452 1**

HEAD O'RINGS & SEALS NOT INC
Replaces: 27-8M004671
Part No: 27-814754A00



SEAL KIT **PART NO: 2016-3**


SEALS NOT INCLUDED
Replaces: 27-14697A87, 27-89221A80
27-89221A88
Part No: 27-11338A88



SEAL KIT **PART NO: 2016-3**


H/GASKET **PART NO: 27-18785-1**
H/GASKET **PART NO: 27-822844-1**
CHECK FOR CORRECT APPLICATION

HEAD GASKETS & SEALS NOT INC
Part No: 27-815791A92



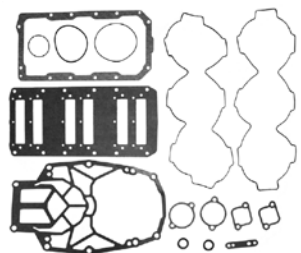
SEAL KIT **PART NO: 2016-3**

SEALS NOT INCLUDED
Part No: 27-90484A88

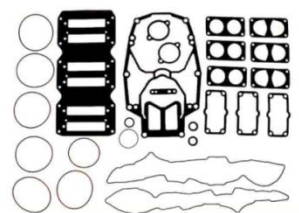


SEAL KIT **PART NO: 2016-3**

SEALS NOT INCLUDED
Replaces: 27-79583A81
Part No: 27-77671A81




SEAL KIT **PART NO: 2018**
HEAD O'RINGS X 6 – **VARIOUS OPTIONS**
HEAD O'RINGS & SEALS NOT INC
Part No: 27-832934A00



SEAL KIT **PART NO: 2018**

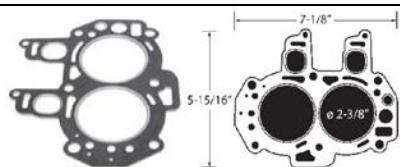
SEALS NOT INCLUDED
Part No: 27-814195A93



Part No: 27-815791A00

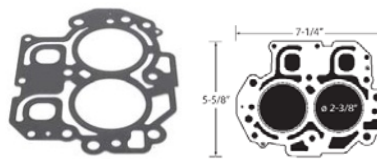
SOUTHSIDE MARINE COMPONENTS

HEAD GASKETS – 1, 2, 3 & L4-CYLINDER



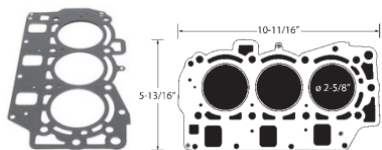
Fits 8 (232cc) 9.9 HP
2-Cyl (4 Stroke)

Part No: 27-825482-1



Fits 8 (323cc), 9.9 (323cc),
13.5, 15 HP, 2-Cyl. (4-Stroke)
Replaces: 27-850836, 27-8M005270

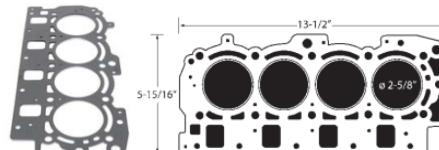
Part No: 66M-11181-10



Fits 30, 30 EFI, 40 EFI HP
3-Cyl (4 Stroke)

Replaces: 67C-11181-01

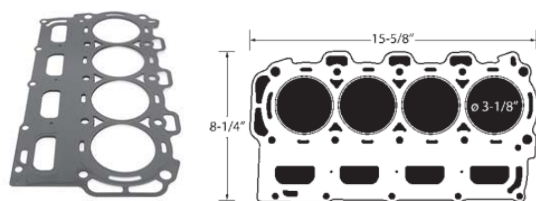
Part No: 27-834777



Fits 40, 40 EFI 50, 50 EFI, 60 EFI,
L4-Cyl (4 Stroke)


Replaces: 27-8M004527

Part No: 27-857081



Fits 75, 90, 115 EFI HP
L4-Cyl (4 Stroke) Replaces: 27-804115-1

Part No: 67F-11181-02



Fits V6 175-220HP
Replaces: 27-41247T01

Part No: 27-41246-1



Mercury
2 - 3.3 HP 1 Cyl
Part No: 27-95299001



Mercury/Tohatsu
4-5 HP 1 Cyl
Replaces: 27-812939, 27-812939015
Part No: 369-01005-1



Mercury/Tohatsu
6 - 9.8HP 2 Cyl
Replaces: 27-803663 7
27-803663 021
Part No: 3B2-01005-1



Mercury
55mm Bore 9.9 HP
Replaces:
27-803663 018
Part No: 351-01005-0



Mercury
60mm Bore 15-18 HP
Replaces: 27-803663
27-803663 019
Part No: 350-01005-0



Mercury/Tohatsu
25-30 HP 2-Cyl
Part No: 27-812939-1

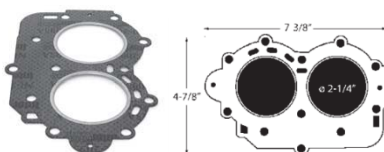
SOUTHSIDE MARINE COMPONENTS

Early Mariner 2-Cylinder Head Gaskets




Mercury/Tohatsu
40-50 3 Cyl

Part No: 27-812939 10 A/M PAPER
Part No: 27-812939 10 GEN METAL

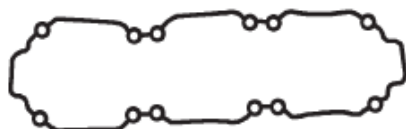


9.9-15hp
Replaces: 27-18937, 6E7-11181-00
Part No: 682-11181-00



Fits 30A, W30 (w/ Marathon) HP
Replaces: 27-19138
Part No: 689-11181-00

CYLINDER HEAD SEALS




For V6 2.5L (1998-Up)
Part No: 858452-1




For V6 3.0L (1998-Up)
Part No: 818574

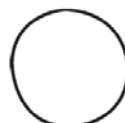
CYLINDER HEAD O-RINGS




For Early 3.0L
Part No: 25-818573



For Late 3.0L
Part No: 878453



For V6 2.5L
Part No: 859772-1



For 3.4L
Part No: 25-88923

POWERHEAD MOUNTING GASKETS – 2, 3, L4 & L6-CYLINDER



4, 4.5, 7.5, 9.8 HP 1-Cyl
Part No: 27-89937



6, 8, 9.9, 10, 15 HP 2-Cyl
Cyl block to M/ing Plate
Part No: 27-19186-1



15, 18, 20, 25 HP 2-Cyl
Cyl block to M/ing Plate
Part No: 27-41670-5



20 (200) HP 2-Cyl
Cyl block to M/ing Plate
Part No: 27-39401



Sandwich Plate
6-15 HP 2 CYL
Part No:
27-19599-1



30,40, 45 Jet, 50, 55, 60
HP 3-Cyl
Replaces: 27-812865
Part No:
27-828553




30,35, 40, 45, 50,
60 HP 3 & 4-Cyl
Cyl block to plate
Part No:
27-88451-1



30- 60 HP 3 & 4Cyl
M/ing plate to D/shaft
housing
Part No:
27-38501-1

SOUTHSIDE MARINE COMPONENTS

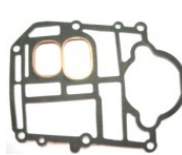
POWERHEAD MOUNTING GASKETS – 2, 3, L4 & L6-CYLINDER CONT



Base Gasket
6-9.8 HP 2 Cyl INTL
Up to 2003
Replaces: 3B2-01303-0
Part No: 27-803663 023




Base Gasket
9.9-18 HP 2 Cyl INTL
Up to 2003
Replaces: 350-01303-1,
3M3-01303-0, 27-803663 6
Part No: 27-803663 020



Base Gasket
25-30 HP 2 Cyl INTL
Replaces: 346-01303-0
Part No: 27-853987001



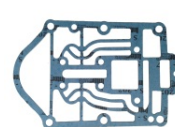
Base Gasket
40-50 3 Cyl INTL
Replaces: 3C8-01303-0
Part No: 27-812939024



Base Gasket
40/50HP 1996-UP
Part No: 27-826738



Base Gasket 3.0L
Part No: 27-832933 5



Sandwich Plate
Part No: 27-812866



35 HP 2-Cyl
Cyl block to M/ing plate
Part No: 27-62860-1



45, 50 HP L4-Cyl
Cyl block to M/ing plate
Part No: 27-79650-1



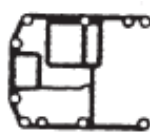
65-125HP
3 & L4Cyl
M/ing Plate to
D/shaft housing
Part No: 27-43008-6



65 (650) HP 3-Cyl
Cyl block to
mounting plate
Part No: 27-60317



75-140 L4 & L6-Cyl
Cyl block to M/ing plate
Part No: 27-69238-1



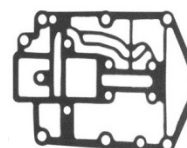
65-125HP 3 & L4-Cyl
Cyl block to M/ing plate
Part No: 27-43007-5



140 Jet, 115-225HP V6
M/plate to D/shaft Hsg
Part No: 27-99173-2



Drive Shaft Housing Gasket
Part No: 27-43337 4



Drive Shaft Housing Gasket
30-40 hp , 2 cyl 40-50 hp, 3 cyl
Replaces: 27-821446
Part No: 27-8M0000821

SOUTHSIDE MARINE COMPONENTS

POWERHEAD MOUNTING GASKETS – V6




V6
115-200HP 2.5L
Exhaust plate to
mounting plate
Part No: 27-18307-6



V6
Cyl block to mounting plate
Replaces: 27-99776
Part No: 27-99776-1



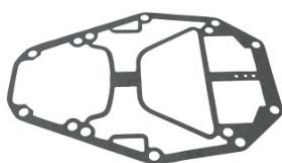
V6
Cyl block to mounting plate
Replaces: 27-99176,
27-99176-2, 27-99176-4
Part No: 27-99176-3




135,150,175,200 HP V6
s/n 6618751 & up
Mounting plate to
drive shaft housing
Part No: 27-99177



V6
Cyl block to mounting plate
Replaces: 27-78069,
27-823142, 27-823142-1,
Part No: 27-823142-2



V6
Cyl block to
mounting plate
Part No: 27-75909



V6
175 HP S/N 6618750 &
below Mounting plate to
drive shaft housing
Part No: 27-75786



Base Gasket
75, 80, 90, 100, 115
4 Stroke
Replaces: 27-85872 1
Part No: 68V-11351-00

CORK CRANKCASE GASKETS

SOLD INDIVIDUALLY, NOT IN A PAIR

35-40 2 Cyl, 50-70hp 3 Cyl, 75-85 L4 Cyl, 90-275 L6 & V6

Replaces: 27-55158, 27-60286, 27-53650, 27-11338

Part No: 27-53862

CYLINDER BLOCK COVER GASKETS



7.5, 9.8 HP 2-Cyl
Part No: 27-41382



30 Jet 40, 45 HP 4-Cyl
Part No: 27-43777-2



35, 40 HP 2-Cyl
Part No: 27-85490-2



CYL BLOCK GASKET
Part No: 27-19207002



45, 50 HP 4-Cyl
Part No: 27-85487



50, 60 HP 3-Cyl
**Part No:
27-43779-2**



70 HP 3-Cyl
Part No: 27-88449








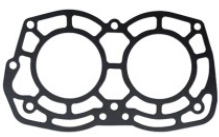


75 HP 3-Cyl
**Part No:
27-96171-1**
















90, 115 HP L6-Cyl
**Part No:
27-98185-3**

SOUTHSIDE MARINE COMPONENTS

CYLINDER BLOCK COVER GASKETS CONT.

			
9.9 (Force) 20 (200) HP Part No: 27-78410	65 Jet, 75, 90 HP 3-Cyl Part No: 27-43005-7	80 (800) 4-Cyl Part No: 27-85493	80 Jet, 100, 115, 125HP 4-Cyl Part No: 27-44328-4
			
HEAD COVER GASKET Part No: 27-86389	HEAD COVER GASKET Part No: 27-86389-5	150-220HP V6 Design I Part No: 27-65788	150-220HP V6 Design II Part No: 27-96278

REED BLOCK GASKETS

 15, 20, 25 HP 2-Cyl Part No: 27-41417	 15, 20, 25 HP 2-Cyl Carb Adapter Plate Part No: 27-41418	 30, 40, 45 Jet, 50, 55, 60 HP 3-Cyl Part No: 27-812868	 30, 40, 45 Jet, 50, 55, 60 HP 3-Cyl Induction Manifold Part No: 27-812869	 75-125 HP 3 & L4-Cyl Part No: 27-13937-6
 PLATE GASKET Part No: 27-850058-1	 200(2000) HP V6 Part No: 27-96761-1	 200 HP, 2.5 EFI V6 Part No: 27-12775-4	 200, 240 EFI Jet V6 Part No: 27-813859	
 200, 225, 250, 300 HP 3.0L V6 Part No: 27-814195-1	 Most V6 Part No: 27-14697-2	 V6 Adapter Plate Part No: 27-16737-1	 V6 Reed Block Housing Part No: 27-93536-1	

SOUTHSIDE MARINE COMPONENTS


TRANSFER PORT COVER GASKETS



6-15 HP
Part No: 27-19203-1



30 Jet, 40, 45 HP L4-Cyl
Part No: 27-27936-1



50, 60, 70 HP 3-Cyl
Part No: 27-76862-1



90, 115, 140 HP L6
Part No: 27-856730



75, 80, 85 HP L4-Cyl
Part No: 27-73645




80, 85 HP L4-Cyl
Part No: 27-62107

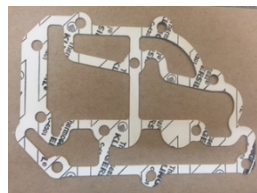


90, 115, 140, 1150 HP L6-Cyl
Part No: 27-64941

BAFFLE PLATE-EXHAUST MANIFOLD GASKETS



Baffle Plate Gasket
6-15HP
Part No: 27-19184



Baffle Plate Gasket
6-15 HP
Part No: 27-19185



20 (200) HP
Part No: 27-78409



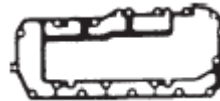
20 (200) HP
Part No: 27-78411



Side Plate Gasket
Replaces: 27-41499 5
Part No: 27-892157



80 (800) HP 4-Cyl
Part No: 27-85498-1




80 (800) HP 4-Cyl
Part No: 27-85496-1



50-70 HP 3-Cyl
Part No: 27-70335-1



Inner Exhaust
15-25 HP 2 Cyl 88-Up
Replaces: 27-892158
Part No: 27-41475 8



Outer Exhaust
15-25 HP 2 Cyl 88-Up
Part No: 27-41499 1



Exhaust Gasket
40-50 3 Cyl INTL
Inner and Outer
Replaces: 3C8-02305-0
Part No: 27-812939020



Exhaust Gasket
75-115 hp 4 Stroke
Replaces: 67F-41114-A0
Part No: 27-804076003

SOUTHSIDE MARINE COMPONENTS

BAFFLE PLATE-EXHAUST MANIFOLD GASKETS CONT.



30 Jet 40, 45,
50 HP 4-Cyl
Part No:
27-85492-2



35, 40 HP 2-Cyl
Replaces: 27-856728
Part No:
27-85489-2



35, 40 HP 2-Cyl
Part No:
27-85488-2



90, 115 HP L6-Cyl
Part No:
27-85495-2



90, 115 HP L6-Cyl
Part No:
27-85497-2



50-70HP 3-Cyl
Part No:
27-69524-2



50-70 HP 3-Cyl
Part No: 27-69525



65 Jet 75, 90 3-Cyl
Part No:
27-43004-7



75 HP 4-Cyl
Part No:
27-85496-1



75 HP 4-Cyl
Part No: 27-85498



30 Jet 40, 45,
50 HP 4-Cyl
Part No:
27-85491-2



80 Jet 100, 115, 125 L4
Use w/ 4432C1 /
44325C1
Baffle plate-exhaust
cover
Part No:
27-13958-1



80 Jet 100, 115, 125 L4
Use w/ 4432C2 /
44325C2
Baffle plate-exhaust
cover
Part No:
27-812775-4



80 Jet 100, 115,
125 HP L4
Use w/ 44324C2
Baffle plate-exhaust
cover
Part No: 27-812775-5

V6 DIVIDER PLATE GASKETS




135, 150, 220,
225 (2.4L) HP XR4
Part No: 27-90484-1



140 Jet, 150 Jet,
135-200 (2.5L) HP
Part No: 27-19050-3



V-6 2.0/2.4/2.5L
Divider Plastic
Hose Seal
Replaces: 26-814754
Part No: 942



150, 175, 200 HP
Part No: 27-76636

SOUTHSIDE MARINE COMPONENTS

WATER JACKET COVER GASKETS



65 Jet, 75, 90 HP 3-Cyl
Part No: 27-43005-7



75, 80, 85 HP L4-Cyl
Part No: 27-73665



80 Jet, 100,
115, 125 L4
Part No: 27-44328-4

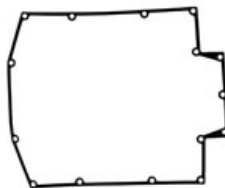


90, 115 HP L6-Cyl
Part No: 27-72142-1

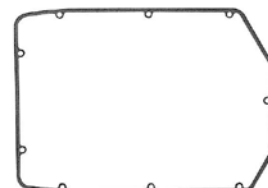
SOUND ATTENUATOR GASKETS



135, 150, 175, 200 HP V6
Part No: 27-67275-1



135, 150, 175, 200 (2.5L) V6
Part No: 27-18889-1



200, 225 (2.4L) HP V6
Part No: 27-87736-1

MISCELLANEOUS GASKETS




35, 40 HP
Cover Mounting Bracket to Block
Part No: 27-62396



35, 40 HP
Cover M/ting Bracket to
Block
Part No: 27-66847



V6
Relief Valve Plate
Part No: 27-78690



80 Jet, 100, 115, 125 HP
L4-Cyl
Induction Manifold
Part No: 27-13461-2



V6
Drive Shaft Hsg. Plate to Exh. Ext.
Part No: 27-78246-1



Loctite 518 Gasket Sealant Red 50ml Tube
Part No: 518

SOUTHSIDE MARINE COMPONENTS

MERCURY / MARINER

THERMOSTATS, THERMOSTAT & POPPET VALVE KITS

MODEL	YEAR	COUNTRY	SERIAL NO. RANGE	POPPET WATER RELIEF VALVE KIT	THERMO KIT	THERMO
6	1986-98	USA	0A197112 & Up	N/A	14586K	14586
6	1986-93	BEL	9461526 & Up	N/A	14586K	14586
8	1986-98	USA	0A197112 & Up	N/A	14586K	14586
8	1986-93	BEL	9461526 & Up	N/A	14586K	14586
9.9	1986-98	USA	0A197112 & Up	N/A	14586K	14586
9.9	1986-93	BEL	9461526 & Up	N/A	14586K	14586
15	1988-98	USA	OB292414 & Up	N/A	14586K	14586
15	1988-93	BEL	9461526 & Up	N/A	14586K	14586
15 SEA PRO	1994-98	USA/BEL		N/A	14586K	14586
SUPER 15	1988-98	USA/BEL/CAN		N/A	14586K	14586
20	1986-87	USA/BEL/CAN		N/A	14586K	14586
25 (2-Cyl)	1984-87	USA/BEL/CAN		N/A	14586K	14586
25 SEA PRO	1988-94	USA/BEL/CAN		N/A	14586K	14586
30 (2-Cyl)	1994-98	USA/BEL		N/A	14586K	14586
35	1984-89	USA	6445653 & Up	N/A	75692K	75692
35	1984-86	BEL	9384476 & Up	N/A	75692K	75692
40 (2-Cyl)	1994-98	USA	OG044027 & Up	N/A	14586K	14586
40 (2-Cyl)	1980-83	BEL	9855139 & Up	N/A	14586K	14586
40 (3-Cyl)	1997-98	USA/BEL		N/A	850055A2	850055
50 (3-Cyl)	1988-90	USA/BEL		N/A	75692K	75692
50 (3-Cyl)	1991-95	USA/BEL		N/A	14586K	14586
50 (3-Cyl)	1998	USA/BEL		N/A	850055A2	850055
55 (3-Cyl)	1996	USA	OD000750-OD181999	N/A	14586K	14586
55 (3-Cyl)	1996-97	BEL	982500-9740999	N/A	14586K	14586
55 (3-Cyl)	1997	USA	OD182000-OG589999	N/A	14586K	14586
55 (3-Cyl)	1996	BEL	9741000-9973099	N/A	14586K	14586
55 (3-Cyl)	1998	USA/BEL		N/A	850055A2	850055
60 (3-Cyl)	1988-90	USA/BEL		N/A	75692K	75692
60 (3-Cyl)	1991-95	USA/BEL		N/A	14586K	14586
60 (3-Cyl)	1996-97	USA	OD182000-OG589999	N/A	14586K	14586
60 (3-Cyl)	1991-95	BEL	9741000-99730999	N/A	14586K	14586
60 (3-Cyl)	1998	USA/BEL		N/A	850055A2	850055
70 (3-Cyl)	1987	USA/BEL		803060T1	803061T1	14586
75 (3-Cyl)	1990-98	USA/BEL		803060T1	803061T1	14586
80 (3-Cyl)	1987	USA/BEL		803060T1	803061T1	14586
90 (3-Cyl)	1987	USA/BEL		803060T1	803061T1	14586
100 (4-Cyl)	1988-98	USA/BEL	OB209468 & Up	803060T1	803061T1	14586
115 (4-Cyl)	1989-98	USA	OC100000 & Up	803060T1	803061T1	14586
115 (4-Cyl)	1989-98	BEL	9559771 & Up	803060T1	803061T1	14586
125 (4-Cyl)	1994-98	USA	OD283222 & Up	803060T1	803061T1	14586
125 (4-Cyl)	1994-98	BEL	9793577 & Up	803060T1	803061T1	14586
V-135	1986-88	USA	0A197112 & Up	803062T1	75692K	75692
V-150	1986-88	USA	0A197112 & Up	803062T1	75692K	75692
XR-4	1991	USA	OC239553-OD081999	803062T1	75692K	75692
MAGNUM 11	1991	USA	OC239553-OD081999	803062T1	75692K	75692
XR-6	1992-98	USA	OD082000 & Up	803062T1	75692K	75692
MAGNUM 111	1992-98	USA	OD082000 & Up	803062T1	75692K	75692
V-175	1989-90	USA	OC100861 & Up	803062T1	75692K	75692
V-200	1984-88	USA	6435503 & Up	803062T1	75692K	75692

SOUTHSIDE MARINE COMPONENTS

THERMOSTATS & THERMOSTAT KITS			
 <p>Thermostat 6-18 HP Replaces: 803665 Part No: 350-01030-1</p>	 <p>Thermostat 43 ° Part No: 850055</p>	 <p>Thermostat 50 ° Part No: 14586</p>	 <p>Thermostat 60 ° Replaces: 393659, 437414, 434841, 5005440, F97068-2 Part No: 75692</p>
 <p>Thermostat Kit 50 ° Part No: 14586K</p>	 <p>Thermostat Kit 60 ° 6-55 HP, 90 ° V4, 90 ° V6 Part No: 75692 K</p>	 <p>Thermostat 2.5-6 HP 4 Stroke 2 Cyl 25-30 HP International Replaces 853704, 804540 Part No: 345-01030-0</p>	 <p>Thermostat 60 ° 4 Stroke Various 8-90HP Replaces: 825212, 855676, 855676A1, 855676003 Part No: 66M-12411-01</p>
 <p>115HP MERC/YAM EFI 4 STROKE Replaces: 881429 Part No: 6OV-12411-00</p>	 <p>Thermostat 3 Cyl 40-50 HP International Replaces: 853704 1 Part No: 353-01030-0</p>	 <p>Part No: 803061T1</p>	 <p>Part No: 850055A2</p>
POPPET VALVE KITS			
 <p>For 3 & 4-Cyl Part No: 803060T1</p>		 <p>Part No: 803062T1</p>	

Thermostat Conversion Guide	
143 Degrees Fahrenheit = 60 Degrees Celsius (61.6)	133 = 56.11
120 Degrees Fahrenheit = 50 Degrees Celsius (48.9)	130 = 54.44
	105 = 40.55

SOUTHSIDE MARINE COMPONENTS

THERMOSTAT HOUSING COMPONENTS				
 <p>GASKET Part No: 27-88907</p>	 <p>GASKET For V6 Part No: 27-78690</p>	 <p>GASKET Part No: 27-827284</p>	 <p>GASKET Part No: 27-812867-2</p>	
 <p>GASKET 2 Stroke 60-70 HP 3-Cyl 4-Stroke 9.9-70 HP Replaces: 27-824853 Part No: 6H3-12414-A0</p>	 <p>GASKET 65 Jet, 75, 90 HP 3-Cyl 100, 115, 125 HP L4-Cyl Replaces: 27-43006 2 Part No: 27-43006 8</p>	 <p>GASKET 6, 8, 9.9, 10, 15 HP Part No: 27-19205-1</p>	 <p>GASKET 15-25 HP Part No: 27-14318-3</p>	
 <p>GASKET Part No: 27-F476067</p>	 <p>GASKET Part No: 27-879855</p>	 <p>THERMO GASKET Part No: 27-853702005</p>	 <p>THERMO GASKET Part No: 27-853702 4</p>	 <p>GASKET 200-300 DFI/EFI Part No: 27-850318 1</p>
 <p>DIAPHRAGM 3, L4-CYL & V6 (3.0L) Part No: 64877-1</p>	 <p>DIAPHRAGM 30, 40 HP 2-CYL 50-90 HP 3-CYL Part No: 812887-1</p>	 <p>DIAPHRAGM For V6 (2.5L) Part No: 14479-1</p>	 <p>GASKET Part No: 27-70335-1</p>	 <p>GASKET For Thermostat 1" Diam Part No: 27-62386</p>
 <p>SEAL 30-60 HP 3-Cyl V6 (3.0L) Part No: 26-854639</p>	 <p>GASKET Part No: 27-69524-2</p>	 <p>GASKET Part No: 27-69525-2</p>	 <p>GASKET Part No: 27-66847</p>	 <p>Pressure Control Cover Gasket 4 Stroke 4-Cyl Replaces: 27-804084 Part No: 67F-12435-A0</p>

SOUTHSIDE MARINE COMPONENTS

MERCURY / MARINER / FORCE						
FUEL SYSTEM COMPONENT AND KIT APPLICATIONS						
Model	Year	Country	Serial No. Range and/or (Carburettor No.)	Fuel Pump Kit	Carby Kit	Needle & Seats
3.9 (39)	1964-68		1655013-2498135 (KB-7A, KB-7B)		1399-1717	1395-9258
4 (40) (1-Cyl.)	1969-71	USA	2498136-4107219 (KB-10A)		1399-1717	1395-9258
4 (1-Cyl.)			(WMD-1)		1399-1717	1395-8318
4.5 (1-Cyl.)		USA	(KB-10A)		1399-1717	1399-1717
4.5 (1-Cyl.)			(WMD-1)		1399-1717	1395-8318
6			(KB-6A, 6B)		1399-1717	1395-9258
6			(AJ-57A)			1395-9258
6			(WMC-5, 5A, 5B, 7, 7A, 17, 17B, 17C, 18, 18A, 18B, 19, 19A, 20, 20A, 20B)	1395-9761	1395-9761	1395-9595
6			(WMC-23, 28, 34, 39, 41, 41A, 47, 47A, 49, 49A, 57)	1395-9761	1395-9761	1395-9595
6	1986-98	USA	0A197112 & Up	1395-9761		1395-9595
6	1986-98	BEL	9461526 & Up	1395-9761		1395-9595
7.5 (7.5, 75)			(BB-2A, 2B, 2C, 4A, 5A, 5B, 5C, 5D, 7A, 7C)		1399-5135	1395-9022
7.5 (7.5, 75)			(KB-9A, 12A)		1399-1717	1395-9258
7.5			(WMB-2, 4)			1395-9022
8			(WMC-5, 5A, 5B, 7, 7A, 17, 17B, 17C, 18, 18A, 18B, 19, 19A, 20, 20A, 20B)	1395-9761	1395-9761	1395-9595
8			(WMC-23, 28, 34, 39, 41, 41A, 47, 47A, 49, 49A, 57)	1395-9761	1395-9761	1395-9595
8	1986-98	USA	0A197112 & Up	1395-9761		1395-9595
8	1986-98	BEL	9461526 & Up	1395-9761		1395-9595
9.8 (9.8, 110)			(BB-1A, 1B, 1C, 3A, 3B, 3C, 6A, 6C)		1399-5135	1395-9022
9.8 (9.8, 110)			(KB-5A, 8A, 11A)		1399-1717	1395-9258
9.8			(WMB-1, 3)			1395-9022
9.9			(WMC-5, 5A, 5B, 7, 7A, 17, 17B, 17C, 18, 18A, 18B, 19, 19A, 20, 20A, 20B)	1395-9761	1395-9761	1395-9595
9.9			(WMC-23, 28, 34, 39, 41, 41A, 47, 47A, 49, 49A, 57)	1395-9761	1395-9761	1395-9595
9.9	1986-98	USA/BEL	0A197112 & Up / 9461526 & Up	1395-9761		1395-9595
10 (100)			(AJ-56AB)			1395-9258
10 (100)			(KB-1A, 4A)		1399-1717	1395-9258
10 (Seapro, Marathon)			(WMC-33, 33A, 40, 42, 50, 50A, 50B, 55, 55A)	1395-9761	1395-9761	1395-9595
10 (XR10, Magnum 10)			(WMC-23, 48, 48A, 49, 49A)	1395-9761	1395-9761	1395-9595
15 (150)			(KB-1A, 4A)		1399-1717	1395-9258
15			(WMC-5, 5A, 5B, 7, 7A, 17, 17B, 17C, 18, 18A, 18B, 19, 19A, 20, 20A, 20B)	1395-9761	1395-9761	1395-9595
15			(WMC-23, 28, 34, 39, 41, 41A, 47, 47A, 49, 49A, 57)	1395-9761	1395-9761	1395-9595
15	1988-98	USA/BEL	0B292414 & Up / 9542620 & Up	1395-9761		1395-9595
15 (Super 15, 15XD)			(WMC-13, 13A, 14, 14A, 15A, a16A, 24, 25, 26, 27, 29, 30, 31, 31A, 32, 32A, 35, 35A, 35B, 36, 37, 44, 45, 46, 46A, 52, 52A, 53, 53A, 54, 54A, 56, 56A)	1395-9761	1395-9761	1395-9595
15 (Seapro, Marathon)			(WMC-33, 33A, 40, 42, 50, 50A, 50B, 55, 55A)	1395-9761	1395-9761	1395-9595
18			(WMC-1, 2, 3, 4, 9, 10, 11, 12, 13, 13A, 14, 14A, 15A, 16A, 24, 25, 26, 27, 29, 30, 31, 31A, 32, 32A, 35, 35A, 35B, 36, 37, 44, 45, 46, 46A, 52, 52A, 53, 53A, 54, 54A, 56, 56A)	1395-9761	1395-9761	1395-9595
20 (200)			(KA-22A, 22B, 22C, 23A, 25A)		1399-1717	1395-9258
20 (200)	1966-67		1866496-2296266	23014A1		
20 (20, 200)			(BA-1A, 2A, 2C, 2D, 2E)		1399-5135	
20			(WMC-1, 2, 3, 4, 9, 10, 11, 12)	1395-9761	1395-9761	1395-9595
20			(WMC-13, 13A, 14, 14A, 15A, 16A, 24, 25, 26, 27, 29, 30, 31, 31A, 32, 32A, 35, 35A, 35B, 36, 37, 44, 45, 46, 46A, 52, 52A, 53, 53A, 54, 54A, 56, 56A)	1395-9761	1395-9761	1395-9595
20	1986-87	USA	6443973 & Up	1395-9761		1395-9595
20	1986-87	BEL	9415101 & Up	1395-9761		1395-9595
20	1986-87	CAN	7209533 & Up	1395-9761		1395-9595
20 Jet	1994-98	USA	0G044027 & Up (WMC-45, 53A)	1395-9761	1395-9761	1395-9595
25 (2-Cyl.)			(WMC-1, 2, 3, 4, 9, 10, 11, 12)	1395-9761	1395-9761	1395-9595
25 (2-Cyl.)			(WMC-13, 13A, 14, 14A, 15A, 16A, 24, 25, 26, 27, 29, 30, 31, 31A, 32, 32A, 35, 35A, 35B, 36, 37, 44, 45, 46, 46A, 52, 52A, 53, 53A, 54, 54A, 56, 56A)	1395-9761	1395-9761	1395-9595
25	1984-87	USA	6443973 & Up	1395-9761		1395-9595
25	1984-87	BEL	9415101 & Up	1395-9761		1395-9595
25	1984-87	CAN	7209533 & Up	1395-9761		1395-9595
30 (300) (4-Cyl.)			(AJ-54A)			1395-9258
30 (300) (4-Cyl.)			(KB-2A)		1399-1717	1395-9258
20 (2-Cyl.) (644cc)	1994-98		0G053314 & Up (WME-36, 36A, 37, 39A, 42, 42A, 63, 64, 65, 66, 67)	21-42990A10	1395-811223-1	1395-9595
30 Jet (4-Cyl.)			(WMA-10, 13)			1395-9595
30 Jet (3-Cyl.)			(WME-53, 68, 69)		1395-811223-1	1395-9595
30 Jet	1994-97		0C159200 & Up	21-42990A10		
30 Jet	1998		G590000 & Up	21-42990A10		
35 (350)	1966-69		1960827-2874703	23014A1		
35 (350) (4-Cyl.)			(AJ-54A)			1395-9258

SOUTHSIDE MARINE COMPONENTS

MERCURY / MARINER / FORCE						
FUEL SYSTEM COMPONENT AND KIT APPLICATIONS						
Model	Year	Country	Serial No. Range and/or (Carburettor No.)	Fuel Pump Kit	Carby Kit	Needle & Seats
35 (350) (4-Cyl.)			(KB-2A)		1399-1717	1395-9258
35 (2-Cyl.)			(KC-4A, 8A, 9A, 9B, 9C, 13A)		1399-1717	1395-8318
35	1984-86	USA	6445653-0B110788	55278A1	1395-4808	1395-8318
35	1984-86	BEL	9384476 & Up	55278A1	1395-4808	1395-8318
35	1984-86	CAN	209608 & Up	55278A1	1395-4808	1395-8318
35	1987-89	USA	0B110789 & Up	21-42990A10	1395-4808	1395-8318
35	1987-89	BEL	9384476 & Up	21-42990A10	1395-4808	1395-8318
40 (400) (4-Cyl.)			(KA-2A, 9A)	55278A1	1399-1717	1395-9258
40 (40, 400, 402) (2-Cyl.)			(KD-5A)	55278A1	1395-4808	1395-9258
40 (40, 400, 402) (2-Cyl.)			(WMK-1, 8, 21, 24, 31, 33, 34, 38)	55278A1	1395-4808	1395-8318
40 (40, 400, 402) (2-Cyl.)	1970-79	USA	2874704-5556229	55278A1	1395-4808	1395-8318
40 (40, 400, 402) (2-Cyl.)	1972-79	AUS	8002335-8064749	55278A1	1395-4808	1395-8318
40 (40, 400, 402) (2-Cyl.)	1972-79	BEL	3339688-9251455	55278A1	1395-4808	1395-8318
40 (40, 400, 402) (2-Cyl.)	1972-79	CAN	3340783-7144762	55278A1	1395-4808	1395-8318
40 (2-Cyl.) (644cc)			(WME-36, 36A, 37, 37A, 38, 39A, 42, 42A, 63, 64, 65, 66, 67)	21-42990A10	1395-811223-1	1395-9595
40 (2-Cyl.) (644cc)	1994-98	USA	0G053314 & Up	21-42990A10	1395-811223-1	1395-9595
40 (3-Cyl.)			(WMC-53, 68, 69)	21-42990A10	1395-811223-1	1395-9595
40 (3-Cyl.)	1997-98	USA	0G531301 & Up	21-42990A10	1395-811223-1	1395-9595
40 (3-Cyl.)	1997-98	BEL	9973100 & Up	21-42990A10	1395-811223-1	1395-9595
40 (4-Cyl.)			(WMA-4)	1395-9024	1395-9024	1395-9022
40 (4-Cyl.)			(WMA-7B)	21-42990A10	1395-9024	1395-9595
40 (4-Cyl.)			(WMA-9, 10, 13)	21-42990A10	1395-9024	1395-9595
40 (4-Stroke)	1998	USA	OG231123 & Up	62Y-W0093-00		809570-1
45 (450) (4-Cyl.)			KA-17A		1399-1717	1395-9258
45 (4-Cyl.)			(WMA-4)	1395-9024	1395-9024	1395-9022
45 (4-Cyl.)			(WMA-7B)	1395-9024	1395-9024	1395-9022
45 (4-Cyl.)			(WMA-9, 10, 13)	1395-9024	1395-9024	1395-9022
45 (4-Cyl.)	1987-89	USA	0B110789 & Up	21-42990A10	1395-9024	1395-9022
45 (4-Cyl.)	1987-89	BEL	9466692 & Up	21-42990A10	1395-9024	1395-9022
45 (4-Stroke, Bodensee)	1996-98	USA	OG231123 & Up	62Y-W0093-00		809570-1
45 Jet (3-Cyl.)			(WME-57, 78)		1395-811223-1	1395-9595
45 Jet	1994-95	USA	6428681-0B122929	55278A1	1395-9024	1395-9022
45 Jet	1994-95	USA	0B122930 & Up	55278A1	1395-9024	1395-9022
50 (50, 500) (4-Cyl.)	1967-75	USA	2116318-4357639	23014A1	1395-9024	1395-9022
50 (50, 500) (4-Cyl.)	1971-75	AUS	2863739-8030089	23014A1	1395-9024	1395-9022
50 (50, 500) (4-Cyl.)	1971-75	BEL	9001581-9107213	23014A1	1395-9024	1395-9022
50 (50, 500) (4-Cyl.)	1967-75	CAN	2097445-7068997	23014A1	1395-9024	1395-9022
50 (4-Cyl.)			(KA-13A, 18A, 19A, 21A, 21B, 21C, 21D, 24A, 26A, 26B, 27A)		1399-1717	1395-9258
50 (4-Cyl.)			(BA-3A, 3B, 3C, 3D, 4A)			1395-9022
50 (4-Cyl.)			(WMA-1, 3)	1395-9024	1395-9024	1395-9022
50 (4-Cyl.)			(WMK-8)		1395-4808	1395-8318
50 (3-Cyl.)			(WM-13, 13A, 15, 15A, 16, 16A, 18)		1395-6200	19271-1
50 (3-Cyl.)			(WME-22, 22B, 23, 24, 26, 27, 28, 35, 43, 44, 45, 53, 68, 69)		1395-811223-1	1395-9595
50 (3-Cyl.)	1986-87	USA	6428681-0B122929	55278A1	1395-6200	1395-8318
50 (3-Cyl.)	1986-87	BEL	9385911-9469199	55278A1	1395-6200	1395-8318
50 (3-Cyl.)	1986-87	CAN	7208333-0A721307	55278A1	1395-6200	1395-8318
50 (3-Cyl.)	1988-90	USA	0B122930 & Up	21-42990A10	1395-6200	1395-8318
50 (3-Cyl.)	1988-90	BEL	9469200 & Up	21-42990A10	1395-6200	1395-8318
50 (3-Cyl.)	1988-90	CAN	0A721308 & Up	21-42990A10	1395-6200	1395-8318
50 (3-Cyl.)	1998	USA	0G590000 & Up	21-42990A10	1395-811223-1	1395-9595
50 (3-Cyl.)	1998	BEL	9973100 & Up	21-42990A10	1395-811223-1	1395-9595
50 (4-Stroke)	1995-98	USA	OG231123 & Up	62Y-W0093-00		809570-1
55			(WM-13, 13A, 15, 15A, 16, 16A, 18)		1395-6200	19271-1
55			(WME-22, 22B, 23, 24, 26, 27, 28, 35, 43, 44, 45, 57, 58)		1395-811223-1	1395-9595
55 (3-Cyl.)	1996-97	USA	0D000750 & Up	21-42990A10	1395-811223-1	1395-9595
55 (3-Cyl.)	1996-97	BEL	9741042 & Up	21-42990A10	1395-811223-1	1395-9595
60 (600) (6-Cyl.)			(KB-3A)		1399-1717	1395-9258
60 (3-Cyl.)			(WM-13, 13A, 15, 15A, 16, 16A, 18)		1395-6200	19271-1
60 (3-Cyl.)			(WME-22, 22B, 23, 24, 26, 27, 28, 35, 43, 44, 45, 57, 58)		1395-811223-1	1395-9595
60 (3-Cyl.)	1984-87	USA	6428681-0B122929	55278A1	1395-6200	19271-1
60 (3-Cyl.)	1984-87	BEL	9385911-9469199	55278A1	1395-6200	19271-1
60 (3-Cyl.)	1984-87	CAN	7208333-0A721307	55278A1	1395-6200	19271-1
60 (3-Cyl.)	1988-90	USA	0B122930 & Up	21-42990A10	1395-6200	19271-1
60 (3-Cyl.)	1988-90	BEL	9469200 & Up	21-42990A10	1395-6200	19271-1
60 (3-Cyl.)	1988-90	CAN	0A721308 & Up	21-42990A10	1395-6200	19271-1
65 (650) (4-Cyl.)			(KC-2A, 5A, 5B, 5C, 11A, 15A)		1399-1717	1395-9258
65 (650) (4-Cyl.)	1967-69		2119749-2803561	23014A1		
65 (650) (4-Cyl.)	1970-71		2803562-3293183	56678A1		
65 (650) (3-Cyl.)			(WMK-5, 12, 13, 20)		1395-6200	1395-8318
65 (650) (3-Cyl.)			(WM-2)		1395-6200	1395-8318
65 (650) (3-Cyl.)			(WM-4)		1395-6200	1395-8318
65 (650) (3-Cyl.)	1972-76	USA	3293184-4571651	56678A1	1395-6200	19271-1
65 (650) (3-Cyl.)	1973-83	AUS	8006640 & Up	56678A1	1395-6200	19271-1

SOUTHSIDE MARINE COMPONENTS

MERCURY / MARINER / FORCE						
FUEL SYSTEM COMPONENT AND KIT APPLICATIONS						
Model	Year	Country	Serial No. Range and/or (Carburettor No.)	Fuel Pump Kit	Carby Kit	Needle & Seats
65 (650) (3-Cyl.)	1973-76	BEL	9020074-9135824	56678A1	1395-6200	19271-1
65 (650) (3-Cyl.)	1973-76	CAN	7013633-7087822	56678A1	1395-6200	19271-1
65 Jet (3-Cyl.)			(WME-29, 30, 41, 46, 47, 48, 49, 59, 60, 61, 62, 75, 76, 77, 78, 82, 83, 84, 87, 88)	21-42990A10	1395-811223-1	1395-9258
65 Jet	1994-98	USA	00283222 & Up	21-42990A10	1395-811223-1	1395-9258
70 (700) (6-Cyl.)			(KA-8A, 12A)		1399-1717	1395-9258
70 (3-Cyl.)			(WM-6, 8, 9, 11)	55278A4	1395-6200	1395-8318
70 (3-Cyl.)			(WME-1, 1A, 1B, 4, 5, 6, 6A, 7, 7B, 8, 9, 10, 10A, 15, 17, 18, 19, 25)	21-42990A10	1395-811223-1	1395-9595
70 (3-Cyl.)	1997-83	USA	4571652-6428680	55278A4	1395-6200	1395-9595
70 (3-Cyl.)	1997-83	AUS	8042350 & Up	55278A4	1395-6200	1395-9595
70 (3-Cyl.)	1997-83	BEL	9135825-9385910	55278A4	1395-6200	1395-9595
70 (3-Cyl.)	1997-83	CAN	7087823-7208332	55278A4	1395-6200	1395-9595
70 (3-Cyl.)	1987	USA	0A996142 & Up	21-42990A10	1395-6200	1395-9595
70 (3-Cyl.)	1987	BEL	9483121 & Up	21-42990A10	1395-6200	1395-9595
75 (4-Cyl.)			(WM-14, 17)		1395-6200	19271-1
75 (4-Cyl.) use w/ triangular pump	1984-88	USA	6432901 & Up	55278A5	1395-6200	19271-1
75 (4-Cyl.) use w/ triangular pump	1984-88	BEL	9393856 & Up	55278A5	1395-6200	19271-1
75 (4-Cyl.) use w/ triangular pump	1984-88	CAN	7208573 & Up	56678A1	1395-6200	19271-1
75 (4-Cyl.) use w/ square pump	1984-88	USA	6432901 & Up	21-42990A10	1395-6200	19271-1
75 (4-Cyl.) use w/ square pump	1984-88	BEL	9393856 & Up	21-42990A10	1395-6200	19271-1
75 (4-Cyl.) use w/ square pump	1984-88	CAN	7208573 & Up	21-42990A10	1395-6200	19271-1
75 (3-Cyl.)			(WME-1, 1A, 1B, 4, 5, 6, 6A, 7, 7B, 8, 9, 10, 10A, 15, 15A, 17, 18, 19, 25, 29, 30, 31, 41, 46, 47, 48, 49, 59, 60, 61, 62, 75, 76, 77, 78, 82, 83, 84, 87, 88)	21-42990A10	1395-811223-1	1395-9595
75 (3-Cyl.)	1990-98	USA	0C222000 & Up	21-42990A10	1395-811223-1	1395-9595
75 (3-Cyl.)	1990-98	BEL	9589039 & Up	21-42990A10	1395-811223-1	1395-9595
75 (3-Cyl.)	1990-98	USA	0C222000 & Up	21-42990A10	1395-811223-1	1395-9595
75 (3-Cyl.)	1990-98	BEL	9589039 & Up	21-42990A10	1395-811223-1	1395-9595
80 (800) (6-Cyl.)			(KA-10A, 11A, 14A, 16A, KC-3A)		1399-1717	1395-9258
80 (800) (4-Cyl.)	1969-72		2559001-2670574	23014A1		
80 (800) (4-Cyl.)	1969-72		2783253-2856331	56678A1		
80 (80, 800) (4-Cyl.)			(KD-4A)	55278A5	1395-4808	1395-8318
80 (80, 800) (4-Cyl.)			(WM-5, 10, 12, 14, 17)	55278A5	1395-4808	1395-8318
80 (80, 800) (4-Cyl.)	1978-83	USA	4831999-6432900	55278A5	1395-6200	19271-1
80 (80, 800) (4-Cyl.)	1978-83	AUS	8050200 & Up	55278A5	1395-6200	19271-1
80 (80, 800) (4-Cyl.)	1978-83	BEL	9177626-9393855	55278A5	1395-6200	19271-1
80 (80, 800) (4-Cyl.)	1978-83	CAN	7110998-7208572	55278A5	1395-6200	19271-1
80 (3-Cyl.)			(WME-1, 1A, 1B, 4, 5, 6, 6A, 7 7B, 8, 9, 10, 10A, 15, 15A, 17, 18, 19, 25)	21-42990A10	1395-811223-1	1395-9595
80 (3-Cyl.)	1987	USA	0A996142 & Up	21-42990A10	1395-811223-1	1395-9595
80 (3-Cyl.)	1987	BEL	9483121 & Up	21-42990A10	1395-811223-1	1395-9595
80 Jet (4-Cyl.)	1994-98		(WME-32, 32A, 50, 79)	21-42990A10	1395-811223-1	1395-9595
80 Jet	1994-98		0D283222 & Up	21-42990A10		1395-9595
85 (850) (6-Cyl.)			(KA-10A, 11A, 14A, 16A, KC-3A)		1399-1717	1395-9258
85 (850) (4-Cyl.)			(WM-3, 5)	55278A5	1395-6200	1395-8318
85 (850) (4-Cyl.)			(WMK-4, 16, 17)	55278A5	1395-4808	1395-811690-1
85 (850) (4-Cyl.)	1973-77	USA	3493913-4831998	55278A5	1395-4808	19271-1
85 (850) (4-Cyl.)	1973-77	AUS	8005440-8050199	55278A5	1395-4808	19271-1
85 (850) (4-Cyl.)	1973-77	BEL	9011604-9177625	55278A5	1395-4808	19271-1
85 (850) (4-Cyl.)	1973-77	CAN	7010108-7110997	89031A1	1395-4808	1395-9258
90 (900) (6-Cyl.)			(KC-6A)	89031A1	1399-1717	1395-8318
90 (90, 900) (6-Cyl.)			(WMK-23, 27, 30, 35, 39)	89031A1	1395-4808	1395-8318
90 (90, 900) (6-Cyl.)	1978-79	USA	4845301-5299505	89031A1	1395-4808	1395-8318
90 (90, 900) (6-Cyl.)	1978-79	CAN	7111698-7123762	89031A1	1395-4808	1395-8318
90 (6-Cyl.) use w/ triangular pump	1979-86	USA	5299506 & Up	89031A3	1395-4808	1395-8318
90 (6-Cyl.) use w/ triangular pump	1979-83	AUS	8060545 & Up	89031A3	1395-4808	1395-8318
90 (6-Cyl.) use w/ triangular pump	1979-86	CAN	7147088 & Up	89031A3	1395-4808	1395-8318
90 (6-Cyl.) use w/ square	1979-86	USA	5299506 & Up	21-42990A10	1395-4808	1395-8318
90 (6-Cyl.) use w/ square	1979-83	AUS	8060545 & Up	21-42990A10	1395-4808	1395-8318
90 (6-Cyl.) use w/ square	1979-86	CAN	7147088 & Up	21-42990A10	1395-4808	1395-8318
90 (3-Cyl.)			(WME-1, 1A, 1B, 4, 5, 6, 6A, 7, 7B, 8, 9, 10, 10A, 15, 15A, 17, 18, 19, 25, 29, 30, 31, 41, 46, 47, 48, 49, 59, 60, 61, 62, 75, 76, 77, 78, 82, 83, 84, 87, 88)	21-42990A10	1395-811223-1	1395-9595
90 (3-Cyl.)	1987	USA	0A996142 & Up	21-42990A10	1395-811223-1	1395-9595
90 (3-Cyl.)	1987	BEL	9483121 & Up	21-42990A10	1395-811223-1	1395-9595
90 (3-Cyl.)	1987	USA	0A996142 & Up	21-42990A10	1395-811223-1	1395-9595
90 (3-Cyl.)	1987	BEL	9483121 & Up	21-42990A10	1395-811223-1	1395-9595
95 (950) (6-Cyl.)			(KC-6A)		1399-1717	1395-9258
95 (950) (6-Cyl.)	1966-67		1869776-2318585	23014A1	1399-1717	1395-9258
100 (1000) (6-Cyl.)			(KC-1A, 7A, 7B, 10A, 14A)		1399-1717	1395-9258
100 (1000) (6-Cyl.)			(KD-1A, 1B, 2A, 3A)		1395-4808	1395-8318
100 (1000SS/BP) (6-Cyl.)	1968-69		23185686-3253111	23014A1	1399-1717	
100 (4-Cyl.)			(WME-11, 14, 20, 20A, 21, 21A, 32, 32A, 50, 79)		1395-811223-1	1395-9595

SOUTHSIDE MARINE COMPONENTS

MERCURY / MARINER / FORCE						
FUEL SYSTEM COMPONENT AND KIT APPLICATIONS						
Model	Year	Country	Serial No. Range and/or (Carburettor No.)	Fuel Pump Kit	Carby Kit	Needle & Seats
100 (4-Cyl.)	1988-93	USA	0B209468-0D283221	21-42990A10	1395-811223-1	1395-9595
100 (4-Cyl.)	1988-93	BEL	9523034-9793576	21-42990A10	1395-811223-1	1395-9595
100 (4-Cyl.)	1988-93	USA	0B209468-0D283221	21-42990A10	1395-811223-1	1395-9595
100 (4-Cyl.)	1988-93	BEL	9523034-9793576	21-42990A10	1395-811223-1	1395-9595
100 (4-Cyl.)	1994-98	USA	0D283222 & UP	21-42990A10	1395-811223-1	1395-9595
100 (4-Cyl.)	1994-98	BEL	9793577 & UP	21-42990A10	1395-811223-1	1395-9595
110 (1100) (6-Cyl)			(KC-1A, 7A, 7B, 10A< 14A)		1399-1717	1395-9258
110 (1100) (6-Cyl)	1966-67		1870204-2314955	23014A1	1399-1717	1395-9258
115 (1150) (6-Cyl)	1970-77	USA	2836019-4855152	55278A1	1399-1717	1395-9258
115 (1150) (6-Cyl)	1973-77	AUS	8008665-8051949	55278A1	1399-1717	1395-9258
115 (1150) (6-Cyl)	1973-77	CAN	7010763-7112248	55278A1	1399-1717	1395-9258
115 (115, 1150) (6-Cyl.)			(KD-6A, 6B)	89031A1	1395-4808	1395-8318
115 (115, 1150) (6-Cyl.)			(WMK-3, 10, 15, 18, 26, 28, 32, 36, 40, 41	89031A1	1395-4808	1395-8318
115 (115, 1150) (6-Cyl.)	1978-79	USA	4855153-5314655	89031A1	1395-4808	1395-8318
115 (115, 1150) (6-Cyl.)	1978-79	AUS	8051950-8061119	89031A1	1395-4808	1395-8318
115 (115, 1150) (6-Cyl.)	1978-79	CAN	7112248-7131212	89031A1	1395-4808	1395-8318
115 (115, 1150) (6-Cyl.) use w/ triangular pump	1979-88	USA	5314656 & Up	89031A3	1395-4808	1395-8318
115 (115, 1150) (6-Cyl.) use w/ triangular pump	1979-83	AUS	8061120 & Up	89031A3	1395-4808	1395-8318
115 (115, 1150) (6-Cyl.) use w/ triangular pump	1979-88	CAN	7131213 & Up	89031A3	1395-4808	1395-8318
115 (115, 1150) (6-Cyl.) use w/ square pump	1979-88	USA	5314656 & Up	21-42990A10	1395-4808	1395-8318
115 (115, 1150) (6-Cyl.) use w/ square pump	1979-83	AUS	8061120 & Up	21-42990A10	1395-4808	1395-8318
115 (115, 1150) (6-Cyl.) use w/ square pump	1979-88	CAN	7131213 & Up	21-42990A10	1395-4808	1395-8318
115 (4-Cyl.)			(WME-11, 14, 20, 20A, 21, 21A, 33, 40, 40A)		1395-811223-1	1395-9595
115 (4-Cyl.)	1989-93	USA	0C100000-0D283221	21-42990A10	1395-811223-1	1395-9595
115 (4-Cyl.)	1989-93	BEL	9559771-9793576	21-42990A10	1395-811223-1	1395-9595
115 (4-Cyl.)	1989-93	USA	0C100000-0D283221	21-42990A10	1395-811223-1	1395-9595
115 (4-Cyl.)	1989-93	BEL	9559771-9793576	21-42990A10	1395-811223-1	1395-9595
115 (4-Cyl.)	1994-98	USA	0D283222 & Up	21-42990A10	1395-811223-1	1395-9595
115 (4-Cyl.)	1994-98	BEL	9793577 & Up	21-42990A10	1395-811223-1	1395-9595
125 (1250) (6-Cyl.)			(KD-1A, 1B, 2A, 3A)		1395-4808	1395-8318
125 (1250) (6-Cyl.)	1968-69		2314956-2839368	23014A1		
125 (1250BP) (6-Cyl.)	1968		2400058-2641654	23014A1		
125 (4-Cyl.)			(WME-34, 52, 81)	21-42990A10	1395-811223-1	1395-9595
125 (4-Cyl.)	1994-98		0D283222 & Up	21-42990A10	1395-811223-1	1395-9595
135 (1350) (6-Cyl.)			(KD-7A, 7B)		1395-4808	1395-8318
135 (1350) (6-Cyl.)			(WMK-4)		1395-4808	1395-8318
135 (1350) (6-Cyl.)	1969		2839369-3293233	55278A1		
140 (1400) (6-Cyl.)	1970-71		3293234-3502805	55278A1		
140 (140, 1400) (6-Cyl.)			(WMK-7, 9, 25, 29)		1395-4808	1395-8318
140 (140, 1400) (6-Cyl.)	1978-79	USA	4865678-5327662	89031A1	1395-4808	1395-8318
140 (140, 1400) (6-Cyl.)	1978-79	AUS	8052650-8052879	89031A1	1395-4808	1395-8318
140 (140, 1400) (6-Cyl.)	1978-79	CAN	7112773-7132512	89031A1	1395-4808	1395-8318
140 (6-Cyl.)	1980-81	USA	5327663 & Up	89031A3	1395-4808	1395-8318
140 (6-Cyl.)	1981	AUS	8066065 & Up	89031A3	1395-4808	1395-8318
140 (6-Cyl.)	1980-81	CAN	7132513 & Up	89031A3	1395-4808	1395-8318
150 (1500) (6-Cyl.)			(WMK-11, 14, 19, 22)		1395-4808	1395-8318
150 (1500) (6-Cyl.)	1973-77	USA	3502806-4865677	55278A1	1395-4808	1395-8318
150 (1500) (6-Cyl.)	1973-77	AUS	8005615-8052649	55278A1	1395-4808	1395-8318
150 (1500) (6-Cyl.)	1973-77	CAN	7010533-7112772	55278A1	1395-4808	1395-8318
150 (1500XS) (6-Cyl.)	1978	USA	4868648-5327662	89031A2	1395-4808	1395-8318
V-105 Jet	1994-95	USA	0D08200-0G303045 (WMH-13, 138, 23, 31)	21-42990A10	810749-2	1395-811690-1
V-105 Jet	1996 & Up	USA	0G303046 & Up (WMV-2, 2A)	21-42990A10	810749-3	1395-811690-1
V-135 use w/ triangular pump	1986-88	USA	0A904646-0C100860 (WH-33, 40)	89031A2	1395-6452	1395-7824
V-135 use w/ square pump	1986-88	USA	0A904646-0C100860 (WH-32, 35, 38)	21-42990A10	1395-6452	1395-7824
V-135 use w/ triangular pump	1989-90	USA	0C100861-0C239552 (WH-35, 38)	89031A2	1395-6452	1395-7824
V-135 use w/ square pump	1989-90	USA	0C100861-0C239552 (WH-40, 48)	21-42990A10	1395-6452	1395-7824
V-135	1991	USA	0C239553-0D081999 (WMH-8, 8A)	89031A2	810749-2	1395-811690-1
V-135 use w/ triangular pump	1992-95	USA	0D08200-0G303045 (WMH-12A, 12B)	89031A2	810749-2	1395-811690-1
V-135 use w/ square pump	1992-95	USA	0D08200-0G303045 (WMH-28, 30)	21-42990A10	810749-2	1395-811690-1
V-135	1996-98	USA	0G303046-0G760299 (WMV-1, 1A)	89031A2	810749-3	1395-811690-1
V-135		USA	0G760300 & Up (WMV-1A)	89031A2	810749-3	1395-811690-1
V-135 DFI	1998	USA	0G590000 & Up	21-42990A10		
V-140 Jet	1994-95	USA	0G082000-0G303045 (WMV-16, 21, 34, 39)	21-42990A10	810749-2	1395-811690-1
V-140 Jet	1996-98	USA	0G303046-760299 (WMV-5, 5A)	21-42990A10	810749-3	1395-811690-1
V-140 Jet	1996-98	USA	0G760300 & Up (WMV-5A)	21-42990A10	810749-3	1395-811690-1

SOUTHSIDE MARINE COMPONENTS


MERCURY / MARINER / FORCE						
FUEL SYSTEM COMPONENT AND KIT APPLICATIONS						
Model	Year	Country	Serial No. Range and/or (Carburettor No.)	Fuel Pump Kit	Carby Kit	Needle & Seats
V-150 (1500) use w/ triangular pump	1978-85	USA	4868998 & Up	89031A2	1395-6452	1395-7824
V-150 (1500) use w/ square pump	1978-85	USA	4868998 & Up	21-42990A10	1395-6452	1395-7824
V-150 (150, 1500)	1978-98	USA	ALL (WH-9)		1395-6452	1395-7824
V-150 (150, 1500)	1978-98	USA	ALL (WH-12)		1395-6452	1395-7824
V-150 (150, 1500)	1978-98	USA	ALL (WH-29)		1395-6452	1395-7824
V-150	1986-88	USA	0A904646-0C239552 (WH-35, 38, 40, 48)		1395-6452	1395-7824
V-150	1991	USA	0C239553-0D081999 (WMH-1, 7)		810749-2	1395-811690-1
V-150	1992-95	USA	0D08200-0G303045 (WMH-13, 13B, 23, 31)		810749-2	1395-811690-1
V-150	1996-98	USA	0G303046-0G760299 (WMV-2, 2A)		810749-3	1395-811690-1
V-150		USA	0G760300 & Up (WMV-3A)		810749-3	1395-811690-1
V-150 DFI	1998	USA	0G590000 & Up	21-42990A10		
V-150 EFI	1993-98	USA	ALL	21-42990A10		
V-150 (XR4, MAG II)	1988	USA	0B242885-0C100860 (WH-41A)	21-42990A10	1395-6452	1395-7824
V-150 (XR4, MAG II)	1989	USA	0C100861-0C239552 (WH-41, 41A)	21-42990A10	1395-6452	1395-7824
V-150 (XR4, MAG II)	1991	USA	0C239553-0D081999 (WMH-6)	21-42990A10	810749-2	1395-811690-1
V-150 (XR4, MAG III)	1992-95	USA	0D082000-0G303045 (WMH-14A, 25, 32A)	21-42990A10	810749-2	1395-811690-1
V-150 (XR4, MAG III)	1996-98	USA	0G303046-0G760299 (WMV-3, 3A)	21-42990A10	810749-3	1395-811690-1
V-150 (XR4, MAG III)	1996-98	USA	0G762000 & Up (WMV-3A)	21-42990A10	810749-3	1395-811690-1
V-175 (175, 1750) triangular pump	1976-88	USA	4301235-0C100860 (WH-13)	21-42990A10	1395-6452	1395-7824
V-175 (175, 1750) triangular pump	1976-79	AUS	8058870-8064249 (WH-13)	21-42990A10	1395-6452	1395-7824
V-175 (175, 1750) square pump	1976-88	USA	4301235-0C100860 (WH-1, 4, 7, 28, 39, 46)	89031A2	1395-6452	1395-7824
V-175 (175, 1750) square pump	1976-79	AUS	8058870-8064249 (WH-13)	89031A2	1395-6452	1395-7824
V-175 (175, 1750) triangular pump	1976-88	USA	4301235-0C100860 (WH-7A)	21-42990A10	1395-6452	1395-7824
V-175 (175, 1750) triangular pump	1976-79	AUS	8058870-8064249 (WH-7A)	21-42990A10	1395-6452	1395-7824
V-175 (175, 1750) square pump	1976-88	USA	4301235-0C100860 (WH-17)	89031A2	1395-6452	1395-7824
V-175 (175, 1750) square pump	1976-79	AUS	8058870-8064249 (WH-17)	89031A2	1395-6452	1395-7824
V-175 (175, 1750) triangular pump	1976-88	USA	4301235-0C100860 (WH-17R, 30, 34)	21-42990A10	1395-6452	1395-7824
V-175 (175, 1750) triangular pump	1976-79	AUS	8058870-8064249 (WH-17R, 30, 34)	21-42990A10	1395-6452	1395-7824
V-175	1989-90	USA	0C100861-0C239552 (WH-34)	21-42990A10	1395-6452	1395-7824
V-175	1991	USA	0C239553-0D081999 (WMH-2, 11)	21-42990A10	810749-2	1395-811690-1
V-175	1992-95	USA	0D082000-0G303045 (WMH-15, 22, 33)	21-42990A10	810749-2	1395-811690-1
V-175	1996-98	USA	0G303046-0G760299 (WMV-4, 4A)	21-42990A10	810749-3	1395-811690-1
V-175	1991	USA	0G760300 & Up (WMV-4A)	21-42990A10	810749-3	1395-811690-1
V-175	1991	USA	0G760300 & Up	21-42990A10	1395-6452	1395-7824
V-175 EFI	1991-98	USA	ALL	21-42990A10		
V-200 EFI	1989-98	USA	ALL	21-42990A10		
V-200 (200, 2000)	1978-88	USA	4839034-0C100860 (WH-3)	89031A2	1395-6452	1395-7824
V-200 (200, 2000)	1980-81	AUS	8061595-8065672 (WH-3)	89031A2	1395-6452	1395-7824
V-200 (200, 2000)	1978-88	USA	4839034-0C100860 (WH-3A, 11)	89031A2	1395-6452	1395-7824
V-200 (200, 2000)	1980-81	AUS	8058870-8065672 (WH-3A, 11)	89031A2	1395-6452	1395-7824
V-200 (200, 2000)	1978-88	USA	4839034-0C100860 (WH-14, 16, 18, 20, 28, 39, 46)	89031A2	1395-6452	1395-7824
V-200 (200, 2000)	1980-81	AUS	8058870-8065672 (WH-14, 16, 18, 20, 28, 39, 46)	89031A2	1395-6452	1395-7824
V-200	1989-90	USA	0C100861-0C291519 (WH-46)		1395-6452	1395-7824
V-200	1991	USA	0C291520-0D081999 (WMH-3)	21-42990A10	810749-2	1395-811690-1
V-200	1992-95	USA	0D082000-0G303045 (WMH-16, 21, 34, 39)	21-42990A10	810749-2	1395-811690-1
V-200	1996-98	USA	0G303046-0G760299 (WMV-5, 5A)	21-42990A10	810749-3	1395-811690-1
V-200	1996-98	USA	0G760300 & Up (WMV-5A)	21-42990A10	810749-3	1395-811690-1
V-200	1982-83	USA	6073192-6357229	21-42990A10	1395-6452	1395-7824
V-200	1983-84	USA	6357230-6625220	90363A1	1395-6452	1395-7824
V-200	1985-88	USA	6625221 & Up	21-42990A10	1395-6452	1395-7824
V-200 DFI	1998	USA	0G590000 & Up	21-42990A10		
V-220 Laser	1987-88	USA	0B117316 & Up	90363A1	1395-6452	1395-7824
V-225 (2.4L)	1980-81	USA	5628028 & Up (WH-5, 20)	21-42990A10	1395-6452	1395-7824
V-225 (3.0L)	1994-98	USA	0D280813-0G303045 (WMH-19, 46, 47)	21-42990A10	810749-2	1395-811690-1
V-225 (3.0L)	1994-98	USA	0G303046-0G760299 (WMV-7, 13)	21-42990A10	810749-3	1395-811690-1
V-225 (3.0L)	1994-98	USA	0G760300 & Up (WMV-13)	21-42990A10	810749-3	1395-811690-1
V-225 (3.0L) Sea Pro, Marathon	1994-98	USA	0G245605-0G303045 (WMH-45)	21-42990A10	810749-2	1395-811690-1
V-225 (3.0L) Sea Pro, Marathon	1994-98	USA	0G303046-0G760299 (WMH-6, 11A)	21-42990A10	810749-3	1395-811690-1
V-225 (3.0L) Sea Pro, Marathon	1994-98	USA	ALL (WMV-11A)	21-42990A10	810749-3	1395-811690-1
V-225 (3.0L) Sea Pro, Marathon	1994-98	USA	0G760300 & Up (WMV-11A)	21-42990A10	810749-3	1395-811690-1
V-250 (275) (3.4L)	1989-94	USA	0C101861 & Up (WD-8A, 9, 9A)	21-42990A10		
V-225 DFI (3.0L)	1998	USA	0G590000 & Up	21-42990A10		
V-225 EFI (3.0L)	1995-98	USA	0G129222 & Up	21-42990A10		
V-250 EFI (3.0L)	1995-98	USA	0G129222 & Up	21-42990A10		
V-275 (3.4L)	1989-94	USA	0C101861 & Up	21-42990A10		
V-300 (3.4L)	1980-87	USA	5611648 & Up (WD-3, 5)	89031A2		

SOUTHSIDE MARINE COMPONENTS

CARBURETTOR KITS



Part No: 1395-4808



Part No: 1395-6200



Part No: 1395-6452



Part No: 1399-1717



**Inc. Pump Kit
Part No: 1399-5135**



**Inc. Pump Kit
Part No: 1395-9024**



Part No: 1395-811223-1



**Inc. Pump Kit
Part No: 1395-9761**



**Replaces: 809594A1
Part No: 62Y-W0093-00**



Part No: 810749-3

























Part No: 810749-2



FLOAT ASSY

Part No: 1395-9169 1

SOUTHSIDE MARINE COMPONENTS

FUEL PUMP KITS			
 <p>FUEL PUMP External Pump Does not inc mounting gasket 25-60hp Mariner Replaces: 853729A1 Part No: 692-24410-01</p>	 <p>Fuel Pump Mounting Gasket Part No: 650-24431-00</p>	 <p>Inner & Outer Fuel Pump Diaphragm Kit External Pump Does not inc mounting gasket 25-60 HP Mariner Part No: 648-24410-00</p>	
 <p>Part No: 55278A5</p>	 <p>Part No: 55278A4</p>	 <p>Part No: 89031A1</p>	 <p>Part No: 89031A2</p>
 <p>Part No: 89031A3</p>	 <p>Part No: 89031A4</p>	 <p>Part No: 90363A1</p>	 <p>Part No: 55278A1</p>
 <p>Part No: 23014A1</p>	 <p>Includes diaphragms to suit both oil and non oil injected. Replaces: 42909A4 & 21-857005A1 Part No: 21-42990A10</p>		 <p>Part No: 56678A1</p>
INLET NEEDLE AND SEAT ASSEMBLIES			
 <p>Part No: 1395-7824</p>	 <p>Part No: 1395-8318</p>	 <p>Part No: 19271-1</p>	 <p>Part No: 1395-811690-1</p>
 <p>Part No: 809570-1</p>	 <p>Part No: 1395-9022</p>	 <p>Part No: 1395-9258-1</p>	 <p>Part No: 1395-9595-1</p>

SOUTHSIDE MARINE COMPONENTS


GASKETS FOR FUEL SYSTEM



GASKET
For early L4 & L6-Cyl
Part No: 1399-99




CARBURATOR GASKET
3 & 4-Cyl
Replaces: 27-814446-1
Part No: 27-15172-3



CARBURATOR FLANGE GASKET
4.5, 7.5, 9.8 HP
Part No: 27-63309



CARBURATOR FLANGE GASKET
90, 115HP, L6-Cyl
Part No: 27-48164-1



CARBURATOR MOUNTING
GASKET 135-225 HP, V6
Part No: 27-67751-1



UNTIL SOLD THEN NLA

Carby Gasket
Part No: 27-19206 1



UNTIL SOLD THEN NLA
FUEL GASKET
Part No: 27-80757M




CARBURATOR FLANGE
GASKET 50, 60 HP
3-Cyl
Part No: 27-73377-1




CARBURATOR FLANGE
GASKET 20, 25, 30, 40, 45
HP 2 & 3-Cyl
Part No: 27-75791-1



CARBURATOR PLATE
GASKET 70, 75, 80, 85
HP, 3 & 4-Cyl
Part No: 27-76952



GASKET
135-225HP V6
Part No: 27-89221-1



CARBURATOR MOUNTING
GASKET
135-200HP, V6
Part No: 27-90430-1



FUEL PUMP BASE GASKET
Part No: 27-98769-1

SOUTHSIDE MARINE COMPONENTS

<p>Fuel Hose Sold Per Metre 4mm Part No: VP1004 6mm Part No: VP1006 5/16 (8mm) Part No: 116-315-0560 3/8 (10mm) Part No: 116-3154-1000</p> 		 <p>PRIMER BULB For 5/16" Hose 8mm Part No: 6Y1-24360-02 For 1/4" Hose 6mm Part No: 6YL-24360-63 For 3/8" Hose 10mm Part No: 174511</p>	
 <p>PREMIER BULB AND HOSE Hose 5/16" 8mm Part No: 6Y1-24306-01</p>		 <p>Fuel Connector 5/16" Replaces: 22-13563A3 Part No: 6Y1-24305-01 Deluxe Part No: VP3041 Standard</p>	
 <p>MALE Fuel Connector 1999 & Up 5/16 Barb Old Style Coupling Part No: VP3044 –</p>		 <p>FEMALE Fuel Connector 5-16 Barb Old Style Coupling Part No: VP3046</p>	
 <p>TANK END Fuel Connector 3/8 Barb Part No: VP2980</p>	 <p>Fuel Tank Adapter 1999 & Up (To suit VP2980 Fuel Connector) Part No: VP2981</p>	 <p>MOTOR END Fuel Connector 3/8 Barb Part No: VP2982</p>	 <p>Tank Connector (To suit VP3041 Fuel Connector) Part No: VP3073</p>
 <p>Fuel Connector TANK END MERC INTERNATIONAL (JPN) Part No: VP3037</p>	 <p>Fuel Connector MOTOR END MERC INTERNATIONAL (JPN) Part No: VP3040</p>	 <p>Tank Fitting MERC INTERNATIONAL (JPN) Part No: VP3038</p>	 <p>Fuel Hose tie Strap (Pkt 100) Part No: 320107</p>

SOUTHSIDE MARINE COMPONENTS



High Pressure EFI Fuel Pump
150-250 hp EFI
Also Fits Mercruiser
Replaces: 809088,
809088T, 809088T1,
808505T01, 827682T
Part No: 809088T-1



Fuel Filter
Verado Inline
Replaces: 35-877565T1
**Part No:
35-879885Q**



Fuel Filter
2 & 4 Stroke
Replaces: 35-80365M
**Part No:
646-24251-02**



Inline Mini Fuel Filter
5mm 3/16
Part No: VP191



Fuel Filter
4 Stroke 75-115 HP
Replaces: 881540
Part No: 68V-24563-00



Fuel Filter
4 Stroke 225-250 HP
Part No: 35-888289T2



Fuel Filter Insert
Replaces: 35-884380T
Part No: 35-8M0020349



Fuel Filter Insert Tool
Replaces: 91-896661
Part No: 999-100

Inline Fuel Filter




(1/4" Glass)
**Part No:
35-16494G**

5/16" Hose
Part No: 35-816296-1


1/4" Hose
Part No: 35-16494

3/8" Hose
Part No: 398319

For 5/16" in 3/8" Out
Part No: 435918



Air Filter
3 CYL Optimax (DFI)
75-115 HP
Part No: 35-883037T



Air Filter
6 CYL Optimax (DFI)
115-225 HP
Part No: 35-853333T

SOUTHSIDE MARINE COMPONENTS



Filter
Replaces: 35-802893Q01
Part No: 35-60494



Racor Style Filter
Replaces: VPS3213
Part No: VPR35-60494



Fuel Water separator w/ sensor
1995 & Prior EFI & DFI
Part No: 35-18458Q3




Fuel Water Separator
W/ Sensor
1996-Up EFI & DFI
Replaces: 35-18458 5
Part No: 35-18458Q4



S/S Filter Adapter
Includes 2 x 5/16 tails
Part No: VP25010



Alloy Filter Adapter
Includes 2 x 5/16 tails
Part No: 89876A3



Filter Kit (Alloy Head)
Includes 5/16" Tails
Part No: 35-60494A4



Filter Kit (S/S Head)
Includes 5/16" Tails
Part No: VPS35-60494A4

Tails



1/8" x 5/16"
Part No: P30502



1/4" x 5/16"
Part No: P30504

1/8" x 3/8 "
Part No: P30602

1/4" x 3/8 "
Part No: P30604

Elbow Tail
5/16" x 1/4"
Part No: P3433

SOUTHSIDE MARINE COMPONENTS

RACOR FILTERS

Part No.	Filter Head Type	Replaces
VPR35-60494	Mercury, Yamaha	Racor S3213
VPS3214	OMC	Racor S3214
VPS3227	Honda	Racor S3227
VP3350	Mini Racor Kit	

MERCURY / YAMAHA FILTER KITS

Part Number	Contents
VPRC/K 35-60494	Alloy Head, Fuel Filter, Clear Bowl, 2 x 5/16" Tails and 2 x Bungs
VPRC/KSS 35-60494	S/S Head, Fuel Filter, Clear Bowl, 2 x 5/16" Tails and 2 x Bungs
VPRK35-60494	Filter / Clear Bowl
VPR1000	Clear Bowl and O-ring



Filter
Replaces: VPS3213
Part No: VPR35-60494



Filter Kit



Filter / Clear Bowl
Part No: VPRK35-60494



Mini Racor Kit
Part No: VP3350



Mini Racor Filter
Part No: VP3355

SOUTHSIDE MARINE COMPONENTS

 <p>Oil Filter Replaces: 35-822626Q1, 35-822626Q03 Part No: 15400-PFB-004</p>	 <p>Oil Filter Replaces: 35-822626Q2, 35-822626Q4, 35-822626Q5, 35-8M0065103 Part No: 5GH-13440-00</p>	 <p>Oil Filter 9.9 4 Stroke Replaces: 825467A1 Part No: 6G8-13440-00</p>	
 <p>Oil Filter 4-Cyl Verado Part No: 35-877767</p>	 <p>Oil Filter 6-Cyl Verado Part No: 35-877769</p>	 <p>CAV Fuel Filter Part No: 522</p>	 <p>Oil Filter L4 4-Stroke Part No: 35-877761</p>

4-STROKE OIL FILTER APPLICATIONS

HP	BRAND	PART NUMBER
9.9-50HP	TOHATSU	3R0-07615-0
Up to 70 HP	YAMAHA	15400-PFB-004
80-115 HP	YAMAHA	5GH-13440-00
150A, 150B, 200A, 200C, 200F, 200G, 225A, 250A, 250B 2002 – CURRENT (CHECK MODEL)	YAMAHA	69J-13440-00
200D, 225D, 225F, 250C, 250D, 300A, 300B, 350A 2008- CURRENT (CHECK MODEL)	YAMAHA	N26-13440-00
Up to 75 HP	HONDA	15400-PFB-004
75-250 HP	HONDA	5GH-13440-00
UP TO 60 HP	MERC/YAMAHA	15400-PFB-004
75-115 HP	MERC/YAMAHA	5GH-13440-00
75-115HP EFI 1B366823 – 2B059605	MERCURY	35-877761
75-115HP EFI 2B080987 & UP	MERCURY	5GH-13440-00
135-200 HP VERADO 4 CYL	MERCURY	35-877767
225-300 HP VERADO 6 CYL	MERCURY	35-877769
150-300 HP	MERC/YAMAHA	69J-13440-00
25-70HP GENUINE	SUZUKI	16510-87J00
25-140HP AFTERMARKET	SUZUKI	16510-92J00
70-140HP AFTERMARKET VERTICALLY MOUNTED LATER MODELS	SUZUKI	16510-61A31
150-300HP	SUZUKI	16510-93J00
15HP	OMC	434839

SOUTHSIDE MARINE COMPONENTS

MERCURY / MARINER									
Water Pump Kit Applications									
Model	Year	C/try	Serial No. Range	Pump Kit	Impeller	Impeller Kit	Pump Housing	Pump Cup	Wear Plate
4-STROKE									
2, 2.5, 3.5, 4, 5, 6		JPN	OG760300-0T178499		47-16154				
8 (209cc)					47-803748 1				
8 (232cc)	1995-98	USA	OG760300-0T178499	46-42089A5	47-42038	47-42038T3	NLA		12494
8 (232cc)	1995-98	USA	OH017100-OH017439	46-42089A5	47-42038	47-42038T3	NLA		12494
8 (323cc) Standard	1995-98	BEL	OP075166-0P325499	46-42089A5	47-42038	47-42038T3	NLA		12494
9.9 (209cc)					47-803748 1				
9.9 (232cc)	1995-98	USA	OH000058-OH016909	46-42089A5	47-42038	47-42038T3	NLA		12494
9.9 (323cc) Standard	1995-98	USA	OG760300-0T979999	46-42089A5	47-42038	47-42038T3	NLA		12494
9.9 (323cc) Standard	1995-98	BEL	OP075166-0P325499	46-42089A5	47-42038	47-42038T3	NLA		12494
9.9 (323cc) Bigfoot	1995-98	USA	OG760300-0T979999		47-85089				85083
9.9 (323cc) Bigfoot	1995-98	BEL	OP075166-0P325499		47-85089				85083
15 (323cc) Standard	1998	USA	OG590000 And Up	46-42089A5	47-42038	47-42038T3	NLA		12494
15 (323cc) Standard	1998	BEL	9973100 And Up	46-42089A5	47-42038	47-42038T3	NLA		12494
15 (323cc) Bigfoot	1998	USA	OG590000 And Up		47-85089				85083
15 (323cc) Bigfoot	1998	BEL	9973100 And Up		47-85089				85083
25 Carb.	1998	USA	OG590000-0T408999		47-85089	821354A2			821354-2
25 Carb.	1998	BEL	9973100-0P153499		47-85089	821354A2			821354-2
25 Carb.	1998	USA	0T409000 And Up		47-85089	821354A2			821354-2
25 Carb.	1998	BEL	0P153500 And Up		47-85089	821354A2			821354-2
30 Carb., Standard	1998	USA	OG760300-0T408999		47-85089	821354A2			821354-2
30 Carb., Standard	1998	BEL	0P153500-0P153499		47-85089	821354A2			821354-2
30 Carb., Standard	1998	USA	0T409000 And Up		47-85089	821354A2			821354-2
30 Carb., Standard	1998	BEL	0P153500 And Up		47-85089	821354A2			821354-2
30 EFI	1998	USA	0T409000-1B226999		47-85089	821354A2			
40 Carb. (3-Cyl.)	1998	USA	OG760300-0T408999		47-85089	821354A2			821354-2
40 Carb. (3-Cyl.)	1998	BEL	0P153500-0P153499		47-85089	821354A2			821354-2
40 Carb. (3-Cyl.)	1998	USA	0T409000 And Up		47-85089	821354A2			821354-2
40 Carb. (3-Cyl.)	1998	BEL	0P153500 And Up		47-85089	821354A2			821354-2
40 EFI (3-Cyl.)	1998	USA	0T409000-1B226999		47-85089	821354A2			821354-2
40 EFI (3-Cyl.) Short	1998	USA	1B227000 And Up		47-85089	821354A2			821354-2
40 EFI (3-Cyl.) Long	1998	CHN	1C000001 And Up	46-812966A12	47-19453	47-19453T3			19700A2
40 Carb. (4-Cyl.)	1998	USA	0T228405-0T598999	46-43024A7	47-43026	12040			817276
40 Carb. (4-Cyl.)	1998	BEL	0P094500-0P206999	46-43024A7	47-43026	12040			817276
40 EFI (4-Cyl.) Bigfoot	1998	USA	0T409000 And Up	46-43024A7	47-43026	12040			817276
40 EFI (4-Cyl.) Bigfoot	1998	BEL	0P153500 And Up	46-43024A7	47-43026	12040			817276
40 EFI (4-Cyl.) Bigfoot	1998	CHN	1C000001 And Up	46-43024A7	47-43026	12040			817276
45(4-Cyl.)	1996-98	USA	OG231123-0T178499		47-85089	821354A2			821354-2
45(4Cyl) Bodensee B.F	1996-98	USA	OG231123-0T178499	46-43024A7	47-43026	12040			817276
50 Standard	1995-98	USA	OG231123-0T178499		47-85089	821354A2			821354-2
50 Bigfoot	1995-98	USA	OG231123-0T178499	46-43024A7	47-43026	12040			817276
50 Carb. (996cc)	1995-98	USA	0T178500-0T598999	46-812966A12	47-19453	47-19453T3			19700A2
50 Carb. (996cc)	1995-98	BEL	0P094500-0P206999	46-812966A12	47-19453	47-19543T3			19700A2
50 Carb. (996cc)	1995-98	USA	0T178500-0T598999	46-43024A7	47-43026	12040			817276
50 Carb. (996cc)	1995-98	BEL	0P094500-0P206999	46-43024A7	47-43026	12040			817276
50 EFI (996cc)	1995-98	USA	0T409000 And Up	46-812966A12	47-19453	47-19543T3			19700A2
50 EFI (996cc)	1995-98	BEL	0P153500 And Up	46-812966A12	47-19453	47-19543T3			19700A2
50 EFI (996cc)	1995-98	CHN	1C000001 And Up	46-812966A12	47-19453	47-19543T3			19700A2
50 EFI (996cc) Bigfoot	1995-98	USA	0T409000 And Up	46-43024A7	47-43026	12040			817276
50 EFI (996cc) Bigfoot	1995-98	BEL	0P153500 And Up	46-43024A7	47-43026	12040			817276
50 EFI (996cc) Bigfoot	1995-98	CHN	1C000001 And Up	46-43024A7	47-43026	12040			817276
60 Carb. (996cc)	1995-98	USA	0T178500-0T598999	46-812966A12	47-19453	47-19543T3			19700A2
60 Carb. (996cc)	1995-98	BEL	0P094500-0P206999	46-812966A12	47-19453	47-19543T3			19700A2
60 Carb. (996cc)	1995-98	USA	0T178500-0T598999	46-43024A7	47-43026	12040			817276
60 Carb. (996cc)	1995-98	BEL	0P094500-0P206999	46-43024A7	47-43026	12040			817276
60 EFI (996cc)	1995-98	USA	0T409000 And Up	46-812966A12	47-19453	47-19543T3			19700A2

SOUTHSIDE MARINE COMPONENTS

MERCURY / MARINER									
Water Pump Kit Applications									
Model	Year	C/try	Serial No. Range	Pump Kit	Impeller	Impeller Kit	Pump Housing	Pump Cup	Wear Plate
4-STROKE									
60 EFI (996cc)	1995-98	BEL	0P153500 And Up	46-812966A12	47-19453	47-19543T3			19700A2
60 EFI (996cc)	1995-98	CHN	1C000001 And Up	46-812966A12	47-19453	47-19543T3			19700A2
60 EFI (996cc) Bigfoot	1995-98	USA	0T409000 And Up	46-43024A7	47-43026	12040			817276
60 EFI (996cc) Bigfoot	1995-98	BEL	0P153500 And Up	46-43024A7	47-43026	12040			817276
60 EFI (996cc) Bigfoot	1995-98	CHN	1C000001 And Up	46-43024A7	47-43026	12040			817276
75 (1596cc)	1995-98	USA	0G960500-1B366822	46-43024A7	47-43026	12040			817276
90 (1596cc)	1995-98	USA	0G960500-1B366822	46-43024A7	47-43026	12040			817276
115 (1741cc)	1995-98	USA	0T178500-1B366822	46-43024A7	47-43026	12040			817276
135 Verado	1995-98	USA	1B227000 And Up	817275A09	47-43026	12040			817276
150 Verado	1995-98	USA	1B227000 And Up	817275A09	47-43026	12040			817276
200 Verado	1995-98	USA	1B227000 And Up	817275A09	47-43026	12040			817276
225 EFI	1995-98	JPN	0T653945 And Up		6E5-44352	61A-W0078	61A-44311	61A-44322	61A-44323
225 Verado	1995-98	USA	0T980000 And Up	817275A09	47-43026	12040			817276
250 Verado	1995-98	USA	0T980000 And Up	817275A09	47-43026	12040			817276
275 Verado	1995-98	USA	0T980000 And Up	817275A09	47-43026	12040			817276
2- STROKE									
2 & 3hp BEHIND PROP	ALL				47-95289 2				
3.3	1987-13	USA/JPN			47-16154				
3.5	1983-85		6202173 & UP		47-89980			70977	
3.6	1980-82	USA	5404657 & UP		47-89980			70977	
3.6	1980-82	BEL	9252831 & UP		47-89980			70977	
3.6	1980-52	CAN	7145388 & UP		47-89980			70977	
3.9 (14)	1964-71		1655013-2498135		47-22748				
4 (1-Cyl.) .438" Imp.	1982-86	USA	5595532-0A809600		47-89980	12271		70977	46895
4 (1-Cyl.) .438" Imp.	1982-86	AUS	8068065 & Up		47-89980	12271		70977	46895
4 (1-Cyl.) .438" Imp.	1982-86	BEL	9258281-9477829		47-89980	12271		70977	46895
4 (1-Cyl.) .438" Imp.	1982-86	CAN	7143688 & Up		47-89980	12271		70977	46895
4 (1-Cyl.) .458" Imp.	1982-86	USA	5595532 & Up	46-70941A3	47-89981	12270		70977	46895
4 (1-Cyl.) .458" Imp.	1982-86	AUS	8068065 & Up	46-70941A3	47-89981	12270		70977	46895
4 (1-Cyl.) .458" Imp.	1982-86	BEL	9258281 & Up	46-70941A3	47-89981	12270		70977	46895
4 (1-Cyl.) .458" Imp.	1982-86	CAN	7143688 & Up	46-70941A3	47-89981	12270		70977	46895
40/4 (2-Cyl)gnat .438"	1976-79	BEL	9075839-9256980		47-89980			70977	
40/4 (2-Cyl)gnat .438"	1976-79	CAN	7085673-7146487		47-89980			70977	
40/4 (2-Cyl)gnat .458"	1976-79	BEL	9075839-9256980		47-89981			70977	
40/4 (2-Cyl)gnat .458"	1976-79	CAN	7085673-7146487		47-89981			70977	
40/4 (2-Cyl.)	1980-81	USA	5589202 & Up		47-89980			70977	
40/4 (2-Cyl.)	1980-81	AUS	8065265 & Up		47-89980			70977	
40/4 (2-Cyl.)	1980-81	BEL	9256981 & Up		47-89980			70977	
40/4 (2-Cyl.)	1980-81	CAN	7146488 & Up		47-89980			70977	
45/4.5 (1-Cyl.)	1975-79	USA	4107220-5595531	46-70941A3	47-89981	12270		70977	46895
45/4.5 (1-Cyl.)	1975-79	AUS	8026540-8068064	46-70941A3	47-89981	12270		70977	46895
45/4.5 (1-Cyl.)	1975-79	BEL	9072179-9258280	46-70941A3	47-89981	12270		70977	46895
45/4.5 (1-Cyl.)	1975-79	CAN	7015758-7147237	46-70941A3	47-89981	12270		70977	46895
45/4.5 1 Cyl .438" I.D	1980-85	USA	5595532 & Up		47-89980	12271		70977	46895
45/4.5 1 Cyl .438" I.D	1980-85	AUS	8068065 & Up		47-89980	12271		70977	46895
45/4.5 1 Cyl .438" I.D	1980-85	BEL	9258281 & Up		47-89980	12271		70977	46895
45/4.5 1 Cyl .438" I.D	1980-85	CAN	7147238 & Up		47-89980	12271		70977	46895
45/4.5 1 Cyl .458" I.D	1980-85	USA	5595532 & Up	46-70941A3	47-89981	12270		70977	46895
45/4.5 1 Cyl .458" I.D	1980-85	AUS	8068065 & Up	46-70941A3	47-89981	12270		70977	46895
45/4.5 1 Cyl .458" I.D	1980-85	BEL	9258281 & Up	46-70941A3	47-89981	12270		70977	46895
45/4.5 1 Cyl .458" I.D	1980-85	CAN	7147238 & Up	46-70941A3	47-89981	12270		70977	46895
4 / 5 (1 Cyl)	1987-13	USA/JPN			47-16154				
60 (6 HP)	1963-65		1408611-1490054		47-22748				
60 (6 HP)	1963-65		1490055-1582402		47-22748				

SOUTHSIDE MARINE COMPONENTS

MERCURY / MARINER

Water Pump Kit Applications – 2 STROKE

Model	Year	C/try	Serial No. Range	Pump Kit	Impeller	Impeller Kit	Pump Housing	Pump Cup	Wear Plate
60 (6 HP) (12)	1963-65		1582403-1916138		47-22748				
60 (6 HP) (12)	1966-68		1916139-2193817		47-89981				
60 (6 HP)	1966-68		2193818-2529894		47-89981			70977	46895
60 (6 HP)	1967-68		2385673-2387383		47-89981				
6	1986-05	USA	0A197112 & UP	46-42089A5	47-42038	47-42038T3	NLA		12494
6	1986-05	BEL	9461526 & Up	46-42089A5	47-42038	47-42038T3	NLA		12494
6 (2-Cyl)	2001-13	JPN (INT)	ON055110 & UP		47-803748-1				
75 (7.5 HP)	1969-77	USA	2529895-4131609	46-70941A3	47-89981	12270		70977	46895
75 (7.5 HP)	1974-77	AUS	8015315-8028839	46-70941A3	47-89981	12270		70977	46895
75 (7.5 HP)	1974-77	BEL	9043194-9079488	46-70941A3	47-89981	12270		70977	46895
75 (7.5 HP)	1974-77	CAN	7028598-7050207	46-70941A3	47-89981	12270		70977	46895
75 (7.5 HP)	1974-77	USA	4131610-5226934	46-70941A3	47-89981	12270		70977	46895
75 (7.5 HP)	1974-78	AUS	8028840-8058019	46-70941A3	47-89981	12270		70977	46895
75 (7.5 HP)	1974-77	BEL	9079489-9219255	46-70941A3	47-89981	12270		70977	46895
75 (7.5 HP)	1974-78	CAN	7050206-7136037	46-70941A3	47-89981	12270		70977	46895
7.5 HP, .438" Imp. I.D.	1979-86	USA	5206550 & Up		47-89980			70977	46895
7.5 HP, .438" Imp. I.D.	1979-86	AUS	8057545 & Up		47-89980			70977	46895
7.5 HP, .438" Imp. I.D.	1979-86	BEL	9217756 & Up		47-89980			70977	46895
7.5 HP, .438" Imp. I.D.	1979-86	CAN	7125388 & Up		47-89980			70977	46895
7.5 HP, .458" Imp. I.D.	1979-86	USA	5206550 & Up	46-70941A3	47-89981	12270		70977	46895
7.5 HP, .458" Imp. I.D.	1979-86	AUS	8057545 & Up	46-70941A3	47-89981	12270		70977	46895
7.5 HP, .458" Imp. I.D.	1979-86	BEL	9217756 & Up	46-70941A3	47-89981	12270		70977	46895
7.5 HP, .458" Imp. I.D.	1979-86	CAN	7125388 & Up	46-70941A3	47-89981	12270		70977	46895
8	1986-05	USA	0A197112 & Up	46-42089A5	47-42038	47-42038T3	NLA		12494
8	1986-05	BEL	9461526 & Up	46-42089A5	47-42038	47-42038T3	NLA		12494
8 (2-Cyl)	2001-13	JPN (INT)	ON055110 & UP		47-803748-1				
110 (9.8 HP) (13)	1966-69		1865779-2196388		47-89981				
110 (9.8 HP)	1970-73		2196389-3795657		47-89981			70977	46895
110 (9.8 HP)	1974-77	USA	3795658-4126459		47-89981			70977	46895
110 (9.8 HP)	1974-77	AUS	8015040-8028439		47-89981			70977	46895
110 (9.8 HP)	1974-77	BEL	9041439-9078138		47-89981			70977	46895
110 (9.8 HP)	1974-77	CAN	7027323-7049107		47-89981			70977	46895
110 (9.8 HP)	1974-78	USA	4126460-5206549	46-70941A3	47-89981	12270		70977	46895
110 (9.8 HP)	1974-78	AUS	8028440-8057554	46-70941A3	47-89981	12270		70977	46895
110 (9.8 HP)	1974-78	BEL	9078139-9217755	46-70941A3	47-89981	12270		70977	46895
110 (9.8 HP)	1974-78	CAN	7049108-7125387	46-70941A3	47-89981	12270		70977	46895
9.8 HP, .438" Imp. I.D.	1979-85	USA	5206550 & Up		47-89980			70977	46895
9.8 HP, .438" Imp. I.D.	1979-85	AUS	8057545 & Up		47-89980			70977	46895
9.8 HP, .438" Imp. I.D.	1979-85	BEL	9217756 & Up		47-89980			70977	46895
9.8 HP, .438" Imp. I.D.	1979-85	CAN	7125388 & Up		47-89980			70977	46895
9.8 HP, .458" Imp. I.D.	1979-85	USA	5206550 & Up	46-70941A3	47-89981	12270		70977	46895
9.8 HP, .458" Imp. I.D.	1979-85	AUS	8057545 & Up	46-70941A3	47-89981	12270		70977	46895
9.8 HP, .458" Imp. I.D.	1979-85	BEL	9217756 & Up	46-70941A3	47-89981	12270		70977	46895
9.8 HP, .458" Imp. I.D.	1979-85	CAN	7125388 & Up	46-70941A3	47-89981	12270		70977	46895
9.8 (2-Cyl)	2001-13	JPN (INT)	ON007788 & UP		47-803748-1				
9.9	1986-05	USA	0A197112 & Up	46-42089A5	47-42038	47-42038T3	NLA		12494
9.9	1986-05	BEL	9461526 & Up	46-42089A5	47-42038	47-42038T3	NLA		12494
9.9 (2-Cyl)	2006-13	JPN (INT)	ON059858 & UP		47-803748				
XR10,SP, 10Mag & Marathon	90 & UP	USA	0D038000 & Up	46-42089A5	47-42038	47-42038T3	NLA		12494
	90 & UP	BEL	9596000 & Up	46-42089A5	47-42038	47-42038T3	NLA		12494
15	1986-05	USA	0B292414 & Up	46-42089A5	47-42038	47-42038T3	NLA		12494
15	1986-05	BEL	9542620 & Up	46-42089A5	47-42038	47-42038T3	NLA		12494
15 Seapro &	1994-05	USA	0G044365 & Up	46-42089A5	47-42038	47-42038T3	NLA		12494
15 Seapro &	1997-05	BEL	9927000 & Up	46-42089A5	47-42038	47-42038T3	NLA		12494
15 XD, Bigfoot	1997-05	BEL	9927000 & Up	46-99157T2	47-85089	12107			85083
15 (2-Cyl)	2006-13	JPN (INT)	ON001590 & UP		47-803748				

SOUTHSIDE MARINE COMPONENTS

MERCURY / MARINER									
Water Pump Kit Applications – 2 STROKE									
Model	Year	C/try	Serial No. Range	Pump Kit	Impeller	Impeller Kit	Pump Housing	Pump Cup	Wear Plate
18, 18XD	80 & UP	USA	5837437 & Up	46-99157T2	47-85089	12107			85083
18, 18XD	80 & UP	AUS	8071973 & Up	46-99157T2	47-85089	12107			85083
18, 18XD	80 & UP	BEL	9308306 & Up	46-99157T2	47-85089	12107			85083
18 (2-Cyl)	2006-13	JPN (INT)	ON001590 & UP		47-803748				
200 (20HP)	1966-67		1866496-2296266						
200 (20HP) (2)	1968-69		2296267-2827676						
200 (20HP) (4)	1968-69		2296267-2827676						
200 (20HP)	1970-81	USA	2827677-6443972		47-89982				
200 (20HP)	1973-81	AUS	8006265 & Up		47-89982				
200 (20HP)	1973-81	BEL	9016254-9415100		47-85089				
200 (20HP)	1973-81	CAN	7012358-7209532		47-85089				
20, 20XD	86 & UP	USA	6443973-0T800749	46-99157T2	47-85089	12107			85083
20, 20XD	86 & UP	BEL	94151001 & Up	46-99157T2	47-85089	12107			85083
20, 20XD	86 & UP	CAN	7209533 & Up	46-99157T2	47-85089	12107			85083
25, 25 XD	80 & UP	USA	5705532 & Up	46-99157T2	47-85089	12107			85083
25, 25 XD	80 & UP	AUS	8073158 & Up	46-99157T2	47-85089	12107			85083
25 Seapro,	88 & UP	USA	0B238464 & Up	46-99157T2	47-85089	12107			85083
25 Seapro,	88 & UP	BEL	9507381 & Up	46-99157T2	47-85089	12107			85083
25 Seapro,	88 & UP	CAN	0A730007 & Up	46-99157T2	47-85089	12107			85083
25 (3-Cyl.)	97 & UP	USA	0E268781 & Up	49-99157T2	47-85089	12107			85083
25 (2-Cyl)	2006-13	JPN (INT)	ON018456 & UP		345-65021-0				
300 (30HP)	1959-61		1271884-1448139		47-89983				
30 (2-Cyl.) (644cc)	1994-05	USA	0G053314-0T598999		47-85089				821354-2
30 (2-Cyl)	2001-13	JPN (INT)	ON018456 & UP		345-65021-0				
350 (35HP)	1963-65		1571114-1960826		47-89983				
350 (35HP) (2)	1966-69		1960827-2453068		47-89983				54705
350 (35HP) (4)	1966-69		1960827-2453068		47-89983		46-77822A1	48753	54705
35 (2-Cyl)	1984-89	USA	6445653 & Up	46-77177A3	47-89983	12250	46-77822A1	48753	54705
35 (2-Cyl)	1984-86	BEL	9384476 & Up	46-77177A3	47-89983	12250	46-77822A1	48753	54705
35 (2-Cyl)	1984-86	USA	7209608 & Up	46-77177A3	47-89983	12250	46-77822A1	48753	54705
400 (40HP)	1960-61		1279685-1476509		47-89983				
400, 402 (40HP)	1970-77	USA	2874704-4362214		47-89983	12250	46-77822A1	48753	54705
400, 402 (40HP)	1970-77	AUS	8002335-8036449		47-89983	12250	46-77822A1	48753	54705
400, 402 (40HP)	1970-77	BEL	3339688-9108563		47-89983	12250	46-77822A1	48753	54705
400, 402 (40HP)	1970-77	CAN	3340783-7070272		47-89983	12250	46-77822A1	48753	54705
402 (40HP)	1975-77	USA	4362215-4860102		47-89983	12250	46-77822A1	48753	54705
402 (40HP)	1975-77	AUS	8036450-8052124		47-89983	12250	46-77822A1	48753	54705
402 (40HP)	1975-77	BEL	9108564-9184450		47-89983	12250	46-77822A1	48753	54705
402 (40HP)	1975-77	CAN	7070273-7112422		47-89983	12250	46-77822A1	48753	54705
402, 40 (2-Cyl)	1978-83	USA	4860103 & Up	46-77177A3	47-89983	12250	46-77822A1	48753	54705
402, 40 (2-Cyl)	1978-83	AUS	8052125 & Up	46-77177A3	47-89983	12250	46-77822A1	48753	54705
402, 40 (2-Cyl)	1978-83	BEL	9184451 & Up	46-77177A3	47-89983	12250	46-77822A1	48753	54705
402, 40 (2-Cyl.)	1978-83	CAN	7112423 & Up	46-77177A3	47-89983	12250	46-77822A1	48753	54705
40 (2-Cyl.) (644cc)	94 & UP	USA	0G053314 & Up		47-85089	821354A2			821354-2
40 (3-Cyl)	01 & UP	JPN (INT)	ON000001 & UP		47-16154				
40 (3-Cyl.)	97 & UP	USA	0G531301 & Up		47-85089	821354A2			821354-2
40 (3-Cyl.)	97 & UP	BEL	9973100 & Up		47-85089	821354A2			821354-2
40 (4-Cyl.)	89 & UP	USA	0C159200 & Up	46-77177A3	47-89983	12250	46-77822A1	48753	54705
40 (4-Cyl.)	89 & UP	BEL	9570790 & Up	46-77177A3	47-89983	12250	46-77822A1	48753	54705
45 (4-Cyl.)	1986	USA	5531630 & Up	46-77177A3	47-89983	12250	46-77822A1	48753	54705
45 (4-Cyl.)	1986	AUS	8063985 & Up	46-77177A3	47-89983	12250	46-77822A1	48753	54705
45 (4-Cyl.)	1986	BEL	9248006 & Up	46-77177A3	47-89983	12250	46-77822A1	48753	54705
45 (4-Cyl.)	1986	CAN	743688 & Up	46-77177A3	47-89983	12250	46-77822A1	48753	54705
500 (50 HP)	1961-64		1421113-1460498		47-89983				
500 (50 HP)	1961-64		1477910-1521913		47-89983				
500 (50 HP)	1961-67	USA	1521914-2305100		47-89983				
500 (50 HP)	1965-67	CAN	1755549-2305100		47-89983				

SOUTHSIDE MARINE COMPONENTS

MERCURY / MARINER									
Water Pump Kit Applications – 2 STROKE									
Model	Year	C/try	Serial No. Range	Pump Kit	Impeller	Impeller Kit	Pump Housing	Pump Cup	Wear Plate
500 (50 HP) (2)	1971-74	CAN	2305101-2308830	46-77516A3	47-89983	12250	46-77822A1	48753	54705
500 (50 HP) (4)	1971-74	CAN	2305101-2308830	46-77516A3	47-89983	12250	46-77822A1	48753	54705
500 (50 HP)	1971-75	USA	2514919-4357639	46-77516A3	47-89983	12250	46-77822A1	48753	54705
500 (50 HP)	1971-75	AUS	2863739-8030089	46-77516A3	47-89983	12250	46-77822A1	48753	54705
500 (50 HP)	1971-75	BEL	9001581-9107213	46-77516A3	47-89983	12250	46-77822A1	48753	54705
500 (50 HP)	1971-75	CAN	2519919-7068997	46-77516A3	47-89983	12250	46-77822A1	48753	54705
500, 50 HP (4-Cyl.)	1976-79	USA	4357640-5531629	46-77516A3	47-89983	12250	46-77822A1	48753	54705
500, 50 HP (4-Cyl.)	1976-79	AUS	8030090-8063984	46-77516A3	47-89983	12250	46-77822A1	48753	54705
500, 50 HP (4-Cyl.)	1976-79	BEL	9107214-9248005	46-77516A3	47-89983	12250	46-77822A1	48753	54705
500, 50 HP (4-Cyl.)	1976-79	CAN	7068998-7143687	46-77516A3	47-89983	12250	46-77822A1	48753	54705
50 HP (4-Cyl.)	1980-85	USA	5531630 & Up	46-77177A3	47-89983	12250	46-77822A1	48753	54705
50 HP (4-Cyl.)	1980-85	AUS	8063985 & Up	46-77177A3	47-89983	12250	46-77822A1	48753	54705
50 HP (4-Cyl.)	1980-85	BEL	9248006 & Up	46-77177A3	47-89983	12250	46-77822A1	48753	54705
50 HP (4-Cyl.)	1980-85	CAN	7143688 & Up	46-77177A3	47-89983	12250	46-77822A1	48753	54705
50 HP (3-Cyl.)	1986-90	USA	6428681-0D000749	46-77177A3	47-89983	12250	46-77822A1	48753	54705
50 HP (3-Cyl.)	1986-90	BEL	9385911-9683054	46-77177A3	47-89983	12250	46-77822A1	48753	54705
50 HP (3-Cyl.)	1986-90	CAN	7208333 & Up	46-77177A3	47-89983	12250	46-77822A1	48753	54705
50 HP (3-Cyl.)	1991-97	USA/BEL		46-812966A11	47-19453	47-19453T3			19700A2
50 HP (3-Cyl.) Bigfoot	1991-97	USA/BEL		46-43024A7	47-43026	12040			817276
50 HP (3-Cyl.)	98 & UP	USA	0G590000 & Up		47-85089	821354A2			821354-2
50 HP (3-Cyl.)	98 & UP	BEL	9973100 & Up		47-85089	821354A2			821354-2
55 HP (3-Cyl.)	1996-97	USA	0D000750 & Up	46-812966A11	47-19453	47-19453T3			19700A2
55 HP (3-Cyl.)	1996-97	BEL	9741042 & Up	46-812966A11	47-19453	47-19453T3			19700A2
60 HP (3-Cyl.)	1984-87	USA	6428681-0D000749	46-77177A3	47-89983	12250	46-77822A1	48753	54705
60 HP (3-Cyl.)	1984-87	BEL	9385911-9683054	46-77177A3	47-89983	12250	46-77822A1	48753	54705
60 HP (3-Cyl.)	1984-87	CAN	7208333 & Up	46-77177A3	47-89983	12250	46-77822A1	48753	54705
60 HP (3-Cyl.)	91 & UP	USA/BEL		46-812966A11	47-19453	47-19453T3			19700A2
60 HP (3-Cyl.) Bigfoot	91 & UP	USA/BEL		46-43024A7	47-43026	12040			817276
650 (65 HP) (4-Cyl.)	1963-69		1542745-2803561		47-89984	12290	46-96148A1		32435
650 (65 HP) (4-Cyl.)	1963-69		1542745-2803561		47-89984	12290	46-96148A1		32435
650 (65 HP) (4-Cyl.)	1970-72		2803562-2874263		47-89984	12290	46-96148A1		32435
650 (65 HP) (4-Cyl.)	1970-72		2997439-3293183		47-89984	12290	46-96148A1		32435
65 HP (3-Cyl.)	1972-75	USA	3293184-4382056	46-77516A3	47-89983	12250	46-77822A1	48753	54705
65 HP (3-Cyl.)	1973-75	AUS	8006640-8042349	46-77516A3	47-89983	12250	46-77822A1	48753	54705
65 HP (3-Cyl.)	1973-75	BEL	9020074-9112988	46-77516A3	47-89983	12250	46-77822A1	48753	54705
65 HP (3-Cyl.)	1973-75	CAN	7013633-7073472	46-77516A3	47-89983	12250	46-77822A1	48753	54705
65 HP (3-Cyl.)	1976	USA	4382057-4571651	46-77516A3	47-89983	12250	46-77822A1	48753	54705
65 HP (3-Cyl.)	1976	BEL	9112989-9135824	46-77516A3	47-89983	12250	46-77822A1	48753	54705
65 HP (3-Cyl.)	1976	CAN	7073473-7087822	46-77516A3	47-89983	12250	46-77822A1	48753	54705
700 (70 HP) (6-Cyl.)	1961		1413611-1436114		47-89984	12290			32435
700 (70 HP) (6-Cyl.)	1961		1482212-1503458		47-89984	12290			
700E-2(70 HP) (6-Cyl.)	1961		1503459-1503958		47-89984	12290			
700EL-2(70HP) (6-Cyl.)	1961		1503459-1505110		47-89984	12290			
700E-2(70HP)(6 Cyl)	1961		1503959-1566239		47-89984	12290	46-96148A1		32435
700EL-2(70HP)(6 Cyl)	1961		1505111-1566239		47-89984	12290	46-96148A1		32435
70 HP (3-Cyl.)	1977-79	USA	4571652-4977156	46-73640A2	47-89983	12250	46-77822A1	48753	54705
70 HP (3-Cyl.)	1977-79	AUS	8042350-8050199	46-73640A2	47-89983	12250	46-77822A1	48753	54705
70 HP (3-Cyl.)	1977-79	BEL	9135825-919960	46-73640A2	47-89983	12250	46-77822A1	48753	54705
70 HP (3-Cyl.)	1977-79	CAN	7087823-7110997	46-73640A2	47-89983	12250	46-77822A1	48753	54705
70 HP (3-Cyl.)	1977-83	USA	4977157-6428680	46-77177A3	47-89983	12250	46-77822A1	48753	54705
70 HP (3-Cyl.)	1977-83	AUS	8050200 & Up	46-77177A3	47-89983	12250	46-77822A1	48753	54705
70 HP (3-Cyl.)	1977-83	BEL	9196961-9385910	46-77177A3	47-89983	12250	46-77822A1	48753	54705
70 HP (3-Cyl.)	1977-83	CAN	7110998-7208332	46-77177A3	47-89983	12250	46-77822A1	48753	54705
70 HP (3-Cyl.) (6)	1987	USA	0A996142-0C221999	46-43024A7	47-43026	12040			817276
70 HP (3-Cyl.) (6)	1987	BEL	9483121-9589038	46-43024A7	47-43026	12040			817276

SOUTHSIDE MARINE COMPONENTS

MERCURY / MARINER									
Water Pump Kit Applications – 2 STROKE									
Model	Year	C/try	Serial No. Range	Pump Kit	Impeller	Impeller Kit	Pump Housing	Pump Cup	Wear Plate
70 HP (3-Cyl.) (5)	1987	USA	0A996142-0C221999	46-43024A7	47-43026	12040			817276
70 HP (3-Cyl.) (5)	1987	BEL	9483121-9589038	46-43024A7	47-43026	12040			817276
75 HP (4-Cyl.)	1984-88	USA	6432901 & Up	46-73804A3	47-89984	12290	46-96148A1	48752	32435
75 HP (4-Cyl.)	1984-88	BEL	9393856 & Up	46-73804A3	47-89984	12290	46-96148A1	48752	32435
75 HP (4-Cyl.)	1984-88	CAN	7208573 & Up	46-73804A3	47-89984	12290	46-96148A1	48752	32435
75 HP (3-Cyl.) (6)	90 & UP	USA	0C222000 & Up	46-43024A7	47-43026	12040			817276
75 HP (3-Cyl.) (6)	90 & UP	BEL	9589039 & Up	46-43024A7	47-43026	12040			817276
75 HP (3-Cyl.) (5)	90 & UP	USA	0C222000 & Up	46-43024A7	47-43026	12040			817276
75 HP (3-Cyl.) (5)	90 & UP	BEL	9589039 & Up	46-43024A7	47-43026	12040			817276
75 (3-Cyl.) Optimax	94 & UP	USA	0T980000 And Up	46-43024A7	47-43026	12040			817276
800 (80 HP) (4-Cyl.)	1969-72		2559001-3144218		47-89984	12290	46-96148A1	48752	32435
800 (80 HP) (4-Cyl.)	1969-72		3144219-3493912		47-89984	12290	46-96148A1	48752	32435
80 HP (4-Cyl.)	1978-83	USA	4831999-6432900	46-73804A3	47-89984	12290	46-96148A1	48752	32435
80 HP (4-Cyl.)	1978-83	AUS	8050200 & Up	46-73804A3	47-89984	12290	46-96148A1	48752	32435
80 HP (4-Cyl.)	1978-83	BEL	9177626-9393855	46-73804A3	47-89984	12290	46-96148A1	48752	32435
80 HP (4-Cyl.)	1978-83	CAN	7110998-7208572	46-73804A3	47-89984	12290	46-96148A1	48752	32435
80 HP (3-Cyl.) (6)	1987	USA	0A996142-0C221999	46-43024A7	47-43026	12040			817276
80 HP (3-Cyl.) (6)	1987	BEL	9483121-9589038	46-43024A7	47-43026	12040			817276
80 HP (3-Cyl.) (5)	1987	USA	0A996142-0C221999	46-43024A7	47-43026	12040			817276
80 HP (3-Cyl.) (5)	1987	BEL	9483121-9589038	46-43024A7	47-43026	12040			817276
85 HP (6-Cyl.)	1963-64		1460999-1567039		47-89984				
85 HP (6-Cyl)	1963-64		1566240-1766823		47-89984				
85 HP (4-Cyl)	1973-77	USA	3493913-4590511	46-73804A3	47-89984	12290	46-96148A1	48752	32435
85 HP (4-Cyl)	1973-77	BEL	9011604-9139349	46-73804A3	47-89984	12290	46-96148A1	48752	32435
85 HP(4-Cyl)	1973-77	CAN	7010108-7091097	46-73804A3	47-89984	12290	46-96148A1	48752	32435
85 HP(4-Cyl)	1973-77	USA	3493913-4831998	46-73804A3	47-89984	12290	46-96148A1	48752	32435
85 HP(4-Cyl)	1973-77	AUS	8043775-8050199	46-73804A3	47-89984	12290	46-96148A1	48752	32435
85 HP(4-Cyl)	1973-77	BEL	9011604-9177625	46-73804A3	47-89984	12290	46-96148A1	48752	32435
85 HP(4-Cyl)	1973-77	CAN	7010108-7110997	46-73804A3	47-89984	12290	46-96148A1	48752	32435
85 HP(4-Cyl)	1973-77	USA	3493919-4831998	46-73804A3	47-89984	12290	46-96148A1	48752	32435
85 HP(4-Cyl)	1973-77	AUS	8043775-8050199	46-73804A3	47-89984	12290	46-96148A1	48752	32435
85 HP(4-Cyl)	1973-77	BEL	9011604-9177625	46-73804A3	47-89984	12290	46-96148A1	48752	32435
85 HP(4-Cyl)	1973-77	CAN	7010108-7110997	46-73804A3	47-89984	12290	46-96148A1	48752	32435
900 (90 HP) (6-Cyl.)	1965		1766824-1869775	46-73804A3	47-89984	12290	46-96148A1		32435
90 HP (6-Cyl.)	1978-86	USA	4845301 & Up	46-73804A3	47-89984	12290	46-96148A1	48752	32435
90 HP (6-Cyl.)	1979-83	AUS	8060545 & Up	46-73804A3	47-89984	12290	46-96148A1	48752	32435
90 HP (6-Cyl.)	1978-86	CAN	7111698 & Up	46-73804A3	47-89984	12290	46-96148A1	48752	32435
90 HP (3-Cyl.) (6)	1987	USA	0A996142 & Up	46-43024A7	47-43026	12040			817276
90 HP (3-Cyl.) (6)	1987	BEL	9483121 & Up	46-43024A7	47-43026	12040			817276
90 HP (3-Cyl.) (5)	1987	USA	0A996142 & Up	46-43024A7	47-43026	12040			817276
90 HP (3-Cyl.) (5)	1987	BEL	9483121 & Up	46-43024A7	47-43026	12040			817276
950 (95 HP) (6-Cyl.)	1966-67		1869776-2318585		47-89984				
1000 (100HP) (6-Cyl.)	1962-63		1464949-1503331		47-89984				
1000 (100HP) (6-Cyl.)	1962-65		1503332-2318585		47-89984	12290	46-96148A1	48752	32435
100 HP(6-Cyl.)(1)	1962-65	USA	2318586-2413843		47-89984	12290	46-96148A1	48752	32435
100 HP(6-Cyl.)(1)	1962-65	CAN	2320991-2321200		47-89984	12290	46-96148A1	48752	32435
100 HP(6-Cyl.)(1)	1962-65	USA	2318586-2413843		47-89984	12290	46-96148A1	48752	32435
100 HP(6-Cyl.)(1)	1968-69	CAN	2320991-2321200		47-89984	12290	46-96148A1	48752	32435
100 HP(6-Cyl.)(1)	1968-69	CAN	2484363-2836018		47-89984	12290	46-96148A1	48752	32435
100 HP(6-Cyl.)(1)	1968-69	USA	2487633-2836018		47-89984	12290	46-96148A1	48752	32435
100 HP(6-Cyl.)(1)	1968-69	CAN	2484633-2836018		47-89984	12290	46-96148A1	48752	32435
100 HP(6-Cyl.)(1)	1968-69		2487363-2836018		47-89984	12290	46-96148A1	48752	32435
1000BP(100HP)(6-Cyl)	1968-69	USA	2399698-3253111		47-89984				
100 HP (4-Cyl.) (6)	1988-00	USA	0B209468 & Up	46-43024A7	47-43026	12040			817276
100 HP (4-Cyl.) (6)	1988-00	BEL	9523034 & Up	46-43024A7	47-43026	12040			817276

SOUTHSIDE MARINE COMPONENTS

MERCURY / MARINER									
Water Pump Kit Applications – 2 STROKE									
Model	Year	C/try	Serial No. Range	Pump Kit	Impeller	Impeller Kit	Pump Housing	Pump Cup	Wear Plate
100 HP (4-Cyl.) (5)	1988-00	USA	0B209468 & Up	46-43024A7	47-43026	12040			817276
100 HP (4-Cyl.) (5)	1988-00	BEL	9523034 & Up	46-43024A7	47-43026	12040			817276
1100 (110HP) (6-Cyl.)	1966-67		1870204-2314955		47-89984				
1100 (110HP) (6-Cyl.)	1966-67		1870204-2314955		47-89984				
1150 (115HP) (6-Cyl.)	1970-77	USA	2836019-4112634	46-73804A3	47-89984	12290	46-96148A1	48752	32435
1150 (115HP) (6-Cyl.)	1973-77	AUS	8008665-8027114	46-73804A3	47-89984	12290	46-96148A1	48752	32435
1150 (115HP) (6-Cyl.)	1973-77	CAN	7010763-7047257	46-73804A3	47-89984	12290	46-96148A1	48752	32435
1150 (115HP) (6-Cyl.)	1973-77	USA	4112635-4394236	46-73804A3	47-89984	12290	46-96148A1	48752	32435
1150 (115HP) (6-Cyl.)	1973-77	AUS	8027115-8027439	46-73804A3	47-89984	12290	46-96148A1	48752	32435
1150 (115HP) (6-Cyl.)	1973-77	CAN	7047258-7075522	46-73804A3	47-89984	12290	46-96148A1	48752	32435
115 HP (6-Cyl.)	1973-88	USA	4394237 & Up	46-73804A3	47-89984	12290	46-96148A1	48752	32435
115 HP (6-Cyl.)	1973-83	AUS	8027440 & Up	46-73804A3	47-89984	12290	46-96148A1	48752	32435
115 HP (6-Cyl.)	1973-88	CAN	7075523 & Up	46-73804A3	47-89984	12290	46-96148A1	48752	32435
115 HP (4-Cyl.) (6)	89 & UP	USA	0C100000 & Up	46-43024A7	47-43026	12040			817276
115 HP (4-Cyl.) (6)	89 & UP	BEL	9559771 & Up	46-43024A7	47-43026	12040			817276
115 HP (4-Cyl.) (5)	89 & UP	USA	0C100000 & Up	46-43024A7	47-43026	12040			817276
115 HP (4-Cyl.) (5)	89 & UP	BEL	9559771 & Up	46-43024A7	47-43026	12040			817276
115 (3-Cyl.) Optimax	04 & UP	USA	0T801000 & Up	46-43024A7	47-43026	12040			817276
1250 (125 HP) (6-	1968-69	~	2314956-2839368		47-89984	12290	46-96148A1		32435
1250 (125 HP) (6-	1968-69	~	2314956-2839368		47-89984	12290	46-96148A1	48752	32435
1250 BP (125 HP)(6-	1968-69	~	2400058-3253111		47-89984	12290			
125 HP (4-Cyl.) (6)	94 & UP	USA	0D283222 & Up	46-43024A7	47-43026	12040			817276
125 HP (4-Cyl.) (6)	94 & UP	BEL	9793577 & Up	46-43024A7	47-43026	12040			817276
125 HP (4-Cyl.) (5)	94 & UP	USA	0D283222 & Up	46-43024A7	47-43026	12040			817276
125 HP (4-Cyl.) (5)	94 & UP	BEL	9793577 & Up	46-43024A7	47-43026	12040			817276
1350 (6-Cyl.)	1970-71	USA	2839369-3293233	46-73804A3	47-89984	12290	46-96148A1	48752	32435
1400 (140 HP) (6-Cyl.)	1978-81	USA	4865678 & Up	46-73804A3	47-89984	12290	46-96148A1	48752	32435
1400 (140 HP) (6-Cyl.)	1978-81	AUS	8052650 & Up	46-73804A3	47-89984	12290	46-96148A1	48752	32435
1400 (140 HP) (6-Cyl.)	1978-81	CAN	7112773 & Up	46-73804A3	47-89984	12290	46-96148A1	48752	32435
1500 (6-Cyl.)	1973-77	USA	3502806-4121434	46-73804A3	47-89984	12290	46-96148A1	48752	32435
1500 (6-Cyl.)	1973-77	AUS	8005615-8028039	46-73804A3	47-89984	12290	46-96148A1	48752	32435
1500 (6-Cyl.)	1973-77	CAN	7010533-7048782	46-73804A3	47-89984	12290	46-96148A1	48752	32435
1500 (6-Cyl.) (9)(10)	1973-77	USA	4121435-4865677	46-73804A3	47-89984	12290	46-96148A1	48752	32435
1500 (6-Cyl.) (9)(10)	1973-77	AUS	8028040-8052649	46-73804A3	47-89984	12290	46-96148A1	48752	32435
1500 (6-Cyl.) (9)(10)	1973-77	CAN	7048783-7112772	46-73804A3	47-89984	12290	46-96148A1	48752	32435
V-135 Carb.	1986-01	USA	0A904646 & Up	46-42579A4	47-89984	12290	46-96148A1	48752	32435
V-135 DFI	98 & UP	USA	0G590000 & Up	46-42579A4	47-89984	12290	46-96148A1	48752	32435
V-150 Carb Nut Drive	1978-05	USA/AUS	4868998-0A904645	46-42579A4	47-89984	12290	46-96148A1	48752	32435
V-150 Carb Pin Drive	1978-85	USA	4868998-0A904645	46-78400A2	47-89984	12290	46-96148A1	48752	32435
V-150 EFI & DFI	95 & UP	USA	0A904646 & Up	46-42579A4	47-89984	12290	46-96148A1	48752	32435
V-150 XR2,4,6 Nut D/S	1985-05	USA/AUS	4868998 & Up	46-42579A4	47-89984	12290	46-96148A1	48752	32435
V-150 XR2,4,6 Pin D/S	1978-85	USA/AUS	4868998 & Up	46-78400A2	47-89984	12290	46-96148A1	48752	32435
V-1750, 175 Carb. Nut	1976-00	USA	4301235-6618750	46-42579A4	47-89984	12290	46-96148A1	48752	32435
V-1750, 175 Carb. Pin	1976-88	USA	8064250 & UP	46-78400A2	47-89984	12290	46-96148A1	48752	32435
V-175 EFI & DFI	91 & UP	USA	6618751 & Up	46-42579A4	47-89984	12290	46-96148A1	48752	32435
V-200 Carb. Nut D/S	1978-05	USA	4839034-6625220	46-42579A4	47-89984	12290	46-96148A1	48752	32435
V-200 Carb. Pin D/S	1978-88	USA	4839034-6625220	46-78400A2	47-89984	12290	46-96148A1	48752	32435
V-200 EFI	1989-06	USA	6625221 & Up	46-42579A4	47-89984	12290	46-96148A1	48752	32435
V-200 EFI	07 & UP	USA	0T750164 & Up	46-43024A7	47-43026	12040			817276
V-200 DFI	97 & UP	USA	0G386496-0T800999	46-43024A7	47-43026	12040			817276
V-220 Laser	1987-88	USA	0B117316 & Up	46-42579A4	47-89984	12290	46-96148A1	48752	32435
V-225 (2.4L) (8)	1980-81	USA	5628028 & Up	46-78400A2	47-89984	12290	46-96148A1	48752	32435
V-225 (3.0L) Carb	1994-01	USA	0D280813 & Up	46-43024A7	47-43026	12040			817276
V-225 DFI/EFI	95 & UP	USA	0G590000 & Up	46-43024A7	47-43026	12040			817276
V-250 (3.0L) EFI	96 & UP	USA	0G129222 & Up	46-43024A7	47-43026	12040			817276

SOUTHSIDE MARINE COMPONENTS

****GENUINE IMPELLERS ALSO AVAILABLE FOR YOUR CONVENIENCE****

WATER PUMP IMPELLER FOR ALL MODELS

These water pump impellers can be divided into two distinct groups.

High water pumps use long vane impellers.

High pressure water pumps use short vane impellers.

*KEYS ARE NOT INCLUDED WITH IMPELLERS AND NEED TO BE ORDERED SEPARATELY

HIGH VOLUME / LONG VANE IMPELLERS

See water pumps
Application Guide for
Models

Outside: 2.3125"

Inside: .500"

Impeller Washer

Part No: 12-16448

Part No: 47-42038



See water pumps
Application Guide for
Models

Outside: 3.125"

Inside: .75"

Impeller Washer

Part No: 12-858234

Part No: 47-19453



See water pumps
Application Guide for
Models

Outside: 2.87"

Inside: .625"

Impeller Washer

Part No: 12-86645-1

Part No: 47-85089



See water pumps
Application Guide for
Models

Outside: 3.50"

Inside: .875"



KEY

Part No: 28-43037

*Order separately

Part No: 47-43026



Replaces: 47-8M0025709,
47-8M0100553



See water pumps
Application Guide for Models

Outside: 2.736" (69.5mm)

Inside: .630" (16mm)

Replaces: 47-84797M

Part No: 689-44352-00

HIGH PRESSURE / SHORT VANE IMPELLERS

See water pumps
Application Guide for
Models

Outside: 2.031"

Inside: .75"

Part No: 47-89983



See water pumps
Application Guide for
Models

Outside: 2.375"

Inside: .875"



KEY

















Part No: 28-56654

*Order separately

Part No: 47-89984



SOUTHSIDE MARINE COMPONENTS

HIGH PRESSURE / SHORT VANE IMPELLERS			
<p>See water pumps Application Guide for Models Outside: 1.250" Inside: .456 Part No: 47-89981</p>		<p>See water pumps Application Guide for Models Outside: 2.25" Inside: .8125" Part No: 47-803630T</p>	
<p>See water pumps App Guide for Models Outside: 1.875" (47.5mm) Inside: .438" (11mm) Replaces: 47-80395M Part No: 646-44352-00</p>		<p>See Application Guide Outside: 1.575" (40mm) Inside: .453" (11.50mm) Replaces: 47-11590M Part No: 6G1-44352-00</p>	
<p>See water pumps Application Guide for Models Outside: 1.250" Inside: .438" Part No: 47-89980</p>		<p>See water pumps App Guide for Models Outside: 1.575" (40mm) Inside: .512" (13mm) Replaces: 47-84027M Part No: 682-44352-00</p>	
<p>See water pumps App Guide for Models Outside: 1.575" (40mm) Inside: .438" (11mm) Replaces: 47-96305M Part No: 6E0-44352-01</p>		<p>See water pumps Application Guide for Models Outside: 2.000" Inside: .625" Part No: 47-89982</p>	
<p>See water pumps Application Guide for Models Outside: 1.250" Inside: .456" Part No: 47-22748</p>		<p>See App Guide for Models Outside: 2.047" (52mm) Inside: .709" (18mm) Replaces: 47-97108M, 47-81423M Part No: 6H3-44352-00</p>	
<p>See water pumps Application Guide for Models Replaces: 114812, 983895 Part No: 47-95289 2</p>		<p>See water pumps Application Guide for Models KEY PART NO: 28-16155 Part No: 47-16154</p>	
<p>See water pumps Application Guide for Models Replaces: 47-803748 Part No: 334-65021-0</p>		<p>See water pumps Application Guide for Models Replaces: 47-803748 1 Part No: 3B2-65021-0</p>	
<p>See water pumps App Guide for Models Replaces: 47-16154-1 Part No: 345-65021-0</p>		<p>See water pumps App Guide for Models Replaces: 47-16154-2 Part No: 3C8-65021-2</p>	

SOUTHSIDE MARINE COMPONENTS



Imp 0.456 I.D.

2-Stroke
Water Pump Repair Kit
Part No: 12270



4-Stroke
Water Pump Repair Kit
Part No: 47-42038T3



4-Stroke
Water Pump Repair Kit
Replaces: 47-43026T11, 47-43026Q06
Part No: 12040



2-Stroke
Water Pump Repair Kit
Part No: 12107



2-Stroke
Water pump Repair Kit
Fits (1984-Up) 15XD, 18XD, 20XD,
25XD, 25 (3-Cyl)
Part No: 46-99157T2



2-Stroke
Water Pump Repair Kit
Part No: 47-19453T3



2-Stroke
Water Pump Repair Kit
Part No: 12250



2-Stroke
Water Pump Repair Kit
Fits (1963-98) 65-225 HP
Part No: 12290



4-Stroke
Fits (1998-Up) 25, 30, 40, 50 HP
Water Pump Repair Kit
Part No: 821354A2

SOUTHSIDE MARINE COMPONENTS



2-Stroke
Complete Water Pump Kit
(1975-85) 4, 4.5, 7.5 and 9.8 HP
Part No: 46-70941A3



2-Stroke
Complete Water Pump Kit
(1999-Up) 8, 9.9, 15 HP
Pump Base Part No: 46-42040A5
Part No: 46-42089A5



2-Stroke
Complete Water Pump Kit
1991-Up)45 Jet,50,55,60 3-Cy
Pump Base Part No: 46-812966A7
Part No: 46-812966A11



2-Stroke/ 4-Stroke
Complete Water Pump Kit
Fits (2001-Up) 40-115 HP (4-Cyl)
Pump Base Part No: 43055A4
Replaces: 46-43024A9
Part No: 46-43024A7



4-Stroke
Complete Water Pump Kit
Fits (1991-Up) 40, 50, 60 EFI
Base Part No: 46-812966A7
Part No: 46-812966A12



4-Stroke
Complete Water Pump Kit
(2005-Up)135, 150, 175, 200,
225, 250, 275 HP Verado
Part No: 817275A09

35-70 HP WATER PUMP KITS



Kit Includes:
2-Stroke Repair Kit, Pump Housing 35-70 HP
Upper Water Pump Kit (NO BASE)
Part No: 46-60366A1



47.70mm Boss
Kit Includes: 2-Stroke Repair Kit, Pump Housing
Pump Base (Part No: 46-73640A1) 40-70 HP
Complete Water Pump Kit
Replaces: 46-73640A2
Part No: 46-77516A3



50.50mm Boss
Kit Includes:
2-Stroke Repair Kit and Pump Housing
Pump Base (Part No: 46-77177A1)
35-70 HP
Complete Water Pump Kit
Part No: 46-77177A3

SOUTHSIDE MARINE COMPONENTS

75 HP – V6 WATER PUMP KITS



Kit Includes:
2-Stroke Repair Kit (Fits 1963-98) 65-225 HP
Pump Housing
75 HP - V6
Upper Water Pump Kit (NO BASE)
Part No: 46-60367A1



PUMP BASE - STEPPED SHAFT
25.4mm > 22mm
BOSS 57.8mm

Kit Includes:
2-Stroke Repair Kit (Fits 1963-98) 65-225 HP
Pump Housing
Pump Base (Part No: 46-96146A5)
75 HP - V6
Complete Water Pump Kit
Part No: 46-73804A3



PUMP BASE
SHAFT 22mm
BOSS 57.8mm

Kit Includes:
2-Stroke Repair Kit (Fits 1963-98) 65-225 HP
Pump Housing
Pump Base (Part No: 46-96146A6)
75 HP - V6
Complete Water Pump Repair Kit
Part No: 46-78400A2



PUMP BASE
SHAFT 22mm
BOSS 59.9mm

Kit Includes:
2-Stroke Repair Kit (Fits 1963-98) 65-225 HP
Pump Housing
Pump Base (Part No: 46-42579A3)
75 HP - V6
Complete Pump Repair Kit
Part No: 46-42579A4

****GENUINE IMPELLERS ALSO AVAILABLE FOR YOUR CONVENIENCE****

SOUTHSIDE MARINE COMPONENTS

WATER PUMP GASKETS				
 <p>Pump Gear Hsg Gasket Part No: 27-19204-2</p>	 <p>Wear Plate Gasket Part No: 27-19202</p>	 <p>Seal Cover Gasket Part No: 27-41273</p>	 <p>Water Pump Gasket Part No: 27-85608</p>	 <p>Water Pump Gasket Replaces: 27-85087 Part No: 27-99326-1</p>
 <p>Water Pump Gasket Replaces: 27-32770 Part No: 27-19551</p>	 <p>UNTIL SOLD THEN NLA Water Pump Gasket Replaces: 27-32771 Part No: 27-19552</p>	 <p>Water Pump Gasket Replaces: 27-32769 Part No: 27-19553</p>	 <p>Water Pump Gasket Replaces: 27-858524 Part No: 27-85609-1</p>	
 <p>Wear Plate Gasket Replaces: 27-19451 1 Part No: 27-822189</p>	 <p>Wear Plate Gasket Part No: 27-19701</p>	 <p>Cover to Gear Housing Gasket Part No: 27-43047-2</p>	 <p>Cover to Plate Gasket Part No: 27-43033-1</p>	
 <p>Water Pump Gasket Part No: 27-822217</p>	 <p>Water Pump Gasket Part No: 27-42631-1</p>	 <p>Water Pump Gasket Part No: 27-85610-1</p>	 <p>Pump Face Plate Gasket Replaces: 27-43034-1 Part No: 27-817277-1</p>	
 <p>Carrier Assy/Pump Base Part No: 807929A1</p>	 <p>Water Tube Guide Part No: 23-29804T</p>	 <p>Stainless Steel Housing Part No: 46-821351A3</p>	 <p>W/P Base , Early Merc Inline 4 & 6 Cyl Part No: 46-48747A1</p>	 <p>Stainless Steel Housing Part No: 46-99157A02</p>

SOUTHSIDE MARINE COMPONENTS

 <p>Gearcase Drain Bung Washer 5 Pack Replaces: 12-19183-3 Part No: 12-20260 (PNF)</p>	 <p>Gearcase Drain Bung Washer 5 Pack New Models Replaces: 26-8M0007119 Part No: 26-830749</p>	 <p>Sump Washer / Gasket Part No: 27-828816</p>	 <p>Gear Housing Seal Part No: 19643</p>
 <p>Slinger Part No: 25-30271</p>	 <p>Grommet Part No: 26-38452</p>	 <p>Water Pump Cup Part No: 70977</p>	 <p>Quad Ring Part No: 25-822236</p>
 <p>18-25 Wear Plate Part No: 85083</p>	 <p>70-115 Wear Plate Part No: 817276</p>	 <p>4-9.9 Water Pump Plate Part No: 46895</p>	
 <p>Wear Plate Replaces: 42200 Part No: 12494</p>	 <p>Wear Plate Part No: 19700A2</p>	 <p>Wear Plate Part No: 821354-2</p>	 <p>35-70 Water Plate Cup Part No: 48753</p>
 <p>35-70 Water Pump Plate Part No: 54705</p>	 <p>75-V6 Water Pump Cup Part No: 48752</p>	 <p>V6 Water Pump Plate Part No: 32435</p>	

SOUTHSIDE MARINE COMPONENTS




Tab Washer
Part No: 14-76281



Tab Washer
Part No: 14-816629



Tab Washer
Part No: 14-18323



Tab Washer
Part No: 14-79447



Cover Nut
Part No: 79448




Cover Nut
Part No: 52699



Cover Nut
Part No: 11-87763



UNTIL SOLD THEN NLA
Exhaust Seal
Part No: 37641



Exhaust Seal
Part No: 37721



Filler Screw
No Magnet
Part No: 307551



Drain Screw
With Magnet
Part No: 318544



Swivel Bushing
Part No: 23-93248



Joint Link
Part No: 817428



Throttle Adjusting Link
Part No: 98886T01

SOUTHSIDE MARINE COMPONENTS

MERCURY / MARINER				
Gearcase Seal Kit Applications				
Model	Year	Country	Serial No. Range	Lower Unit Seal Kit
4 (1-Cyl.)	1982-86	USA	5595532-0A809600	26-77066A1
4 (1-Cyl.)	1982-86	AUS	8068065 And Up	26-77066A1
4 (1-Cyl.)	1982-86	BEL	9258281-9477829	26-77066A1
4 (1-Cyl.)	1982-86	CAN	7143688 And Up	26-77066A1
4.5 (1-Cyl.)	1975-79	USA	4107220 And Up	26-77066A1
4.5 (1-Cyl.)	1975-79	AUS	8026540 And Up	26-77066A1
4.5 (1-Cyl.)	1975-79	BEL	9072179 And Up	26-77066A1
4.5 (1-Cyl.)	1975-79	CAN	7045758 And Up	26-77066A1
6	1986-93	USA	0A197112 And Up	26-41365A3
6	1986-93	BEL	9461526 And Up	26-41365A3
7.5 (7.5, 75)	1978	USA	4851693 And Up	26-77066A1
7.5 (7.5, 75)	1978	AUS	8051350 And Up	26-77066A1
7.5 (7.5, 75)	1978	BEL	9181726 And Up	26-77066A1
7.5 (7.5, 75)	1978	CAN	7111898 And Up	26-77066A1
8	1986-93	USA	0A197112 And Up	26-41365A3
8	1986-93	BEL	9461526 And Up	26-41365A3
8 (Bodense 4-Stroke)	1995-98	USA	0H00058-0H17349	26-41365A3
9 (Bodense 4-Stroke)	1995-98	USA	0G760300 And Up	26-41365A3
9.8 (9.8, 110)	1979-85	USA	4839254 And Up	26-77066A1
9.8 (9.8, 110)	1979-85	AUS	8050625 And Up	26-77066A1
9.8 (9.8, 110)	1979-85	BEL	9165303 And Up	26-77066A1
9.8 (9.8, 110)	1979-85	CAN	7111248 And Up	26-77066A1
9.9	1986-93	USA	0A197112 And Up	26-41365A3
9.9	1999	BEL	9461526 And Up	26-41365A3
9.9 (4-Stroke)	1990-93	USA	0H00058-0H17349	26-41365A3
9.9 (4-Stroke)	1990-93	USA	0G760300 And Up	26-41365A3
10 (XR10, Seapro 10)	1990-93	USA	0D038000 And Up	26-41365A3
10 (XR10, Seapro 10)	1990-93	BEL	9596000 And Up	26-41365A3
10 Magnum/Marathon	1990-93	USA	0D038000 And Up	26-41365A3
10 Magnum/Marathon	1990-93	BEL	9596000 And Up	26-41365A3
15 (15, 15 Seapro / Marathon)	1988-93	USA	0B292414 And Up	26-41365A3
15 (15, 15 Seapro / Marathon)	1988-93	BEL	9927000 And Up	26-41365A3
15 XD Seapro / Marathon	1997-98	BEL	9927000 And Up	26-85090A2
15 (Super)	N/A	USA	0B238464 And Up	26-85090A2
15 (Super)	N/A	BEL	9507381 And Up	26-85090A2
15 (Super)	N/A	CAN	0A730007 And Up	26-85090A2
18	1980-83	USA	5837437-6443972	26-85090A2
18	1980-83	AUS	8071973 And Up	26-85090A2
18	1980-83	BEL	9308306-9415100	26-85090A2
18	1980-83	CAN	7173723-7209532	26-85090A2
18 (18XD)	1984-85	USA	6443973 And Up	26-85090A2
18 (18XD)	1984-85	BEL	9378151 And Up	26-85090A2
18 (18XD)	1984-85	CAN	7209533 And Up	26-85090A2
20 (20, 200)	1978-81	USA	4709593-6443972	NLA
20 (20, 200)	1978-81	AUS	8045199 And Up	NLA
20 (20, 200)	1978-81	BEL	9157230-9415100	NLA
20 (20, 200)	1978-81	CAN	7098523-7209532	NLA
20 (20, 20XD)	1986-87	USA	6443973 And Up	26-85090A2
20 (20, 20XD)	1986-87	BEL	9415101 And Up	26-85090A2
20 (20, 20XD)	1986-87	CAN	7209533 And Up	26-85090A2

SOUTHSIDE MARINE COMPONENTS

MERCURY / MARINER				
Gearcase Seal Kit Applications				
Model	Year	Country	Serial No. Range	Lower Unit Seal Kit
25	1980-83	USA	5705532-6443972	26-85090A2
25	1980-83	AUS	8073158 And Up	26-85090A2
25	1980-83	BEL	9315316-9415100	26-85090A2
25	1980-83	CAN	7166928-7209532	26-85090A2
25 (25, 25XD)	1983 1/2	USA	6416713 And Up	26-85090A2
25 (25, 25XD)	1983 1/2	BEL	9378116 And Up	26-85090A2
25 (25, 25XD)	1983 1/2	CAN	7207858 And Up	26-85090A2
25 Lightning (3-Cyl.)	1997	USA	0E268781 And Up	26-85090A2
25 International 2 cyl 2 stroke	2002-10		ONO18456 And Up	27-95220A1
25 (4-Stroke)	1998	USA	0G590000 And Up	823547A2
30 (2-Cyl.) (644cc)	1994-98	USA	0G053314 And Up	823547A2
30 International 2 cyl 2 stroke	2001-06		ONO01875 And Up	27-95220A1
35 (2-Cyl.)	1984-86	USA	6445653 And Up	26-79831A1
35 (2-Cyl.)	1984-86	BEL	9384476 And Up	26-79831A1
35 (2-Cyl.)	1984-86	CAN	7209608 And Up	26-79831A1
40 (40, 402) (2-Cyl.)	1978-79	USA	4860103-0G053313	26-79831A1
40 (40, 402) (2-Cyl.)	1978-79	AUS	8052125 And Up	26-79831A1
40 (40, 402) (2-Cyl.)	1978-79	BEL	9184451 And Up	26-79831A1
40 (40, 402) (2-Cyl.)	1978-79	CAN	7112423 And Up	26-79831A1
40 (2-Cyl.) (644cc)	1994-98	USA	0G053314 And Up	823547A2
40 (4-Stroke) (Non Bigfoot)	1998	USA	0G231123 And Up	823547A2
40 (4-Cyl.)	1989-Up	USA	0C159200 And Up	26-79831A1
40 (4-Cyl.)	1989-Up	BEL	9570790 And Up	26-79831A1
40 (3-Cyl.)	1997-98	USA	0G531301 And Up	823547A2
40 (3-Cyl.)	1997-98	BEL	9973100 And Up	823547A2
45 Bodensee (4-St) (Non Bigfoot)	1996-98	USA	0G231123 And Up	823547A2
45 (4-Cyl.)	1986	USA	5531630 And Up	26-79831A1
45 (4-Cyl.)	1986	AUS	8063985 And Up	26-79831A1
45 (4-Cyl.)	1986	BEL	9248006 And Up	26-79831A1
45 (4-Cyl.)	1986	CAN	7143688 And Up	26-79831A1
50 (4-Cyl.)	1980-85	USA	5531630 And Up	26-79831A1
50 (4-Cyl.)	1980-85	AUS	8063985 And Up	26-79831A1
50 (4-Cyl.)	1980-85	BEL	9248006 And Up	26-79831A1
50 (4-Cyl.)	1980-85	CAN	7143688 And Up	26-79831A1
50 (3-Cyl.)	1991-95	USA	0D000750-0G589999	26-814669A2
50 (3-Cyl.)	1991-95	BEL	9683055-9973099	26-814669A2
50 (3-Cyl.)	1998	USA	0G590000 And Up	823547A2
50 (3-Cyl.)	1998	BEL	9973100 And Up	823547A2
50 (3-Cyl.)	1986-87	USA	6428681-0D000749	26-79831A1
50 (3-Cyl.)	1986-87	BEL	9385911-9683054	26-79831A1
50 (3-Cyl.)	1986-87	CAN	7208333 And Up	26-79831A1
50 (4-Stroke) (Non Bigfoot)	1995-98	USA	0G231123 And Up	823547A2
50 (4-Stroke) (Bigfoot)	1995-98	USA	0G231123 And Up	26-43035A4
55 (3-Cyl.)	1996	USA	0D000750 And Up	26-814669A2
55 (3-Cyl.)	1996	BEL	9741042 And Up	26-814669A2
60 (3-Cyl.)	1984-87	USA	6428681-0D000749	26-79831A1

SOUTHSIDE MARINE COMPONENTS

MERCURY / MARINER				
Gearcase Seal Kit Applications				
Model	Year	Country	Serial No. Range	Lower Unit Seal Kit
60 (3-Cyl.)	1984-87	BEL	9385911-9683054	26-79831A1
60 (3-Cyl.)	1984-87	CAN	7208333 And Up	26-79831A1
60 (3-Cyl.) (Bigfoot)	1991-95	USA	0D000750 And Up	26-43035A4
60 (3-Cyl.) (Bigfoot)	1991-95	BEL	9683055 And Up	26-43035A4
60 (3-Cyl.) Standard, Non Bigfoot	1991-95	USA	0D000750 And Up	26-814669A2
60 (3-Cyl.) Standard, Non Bigfoot	1991-95	BEL	9683055 And Up	26-814669A2
60 (3-Cyl.) 3 Jaw Rev. Clutch Bigfoot	1991-95	USA	0D000750-0G589999	26-43035A4
60 (3-Cyl.) 3 Jaw Rev. Clutch Bigfoot	1991-95	BEL	9683055-9973099	26-43035A4
60 (3-Cyl.) 6 Jaw Rev. Clutch Bigfoot	1991-95	USA	0D000750-0G589999	26-43035A4
60 (3-Cyl.) 6 Jaw Rev. Clutch Bigfoot	1991-95	BEL	9683055-9973099	26-43035A4
60 (3-Cyl.) 6 Jaw Rev. Clutch Bigfoot	1998	USA	590000 And Up	26-43035A4
60 (3-Cyl.) 6 Jaw Rev. Clutch Bigfoot	1998	BEL	9973100 And Up	26-43035A4
70 (3-Cyl.)	1977-79	USA	4571652-0A996141	26-79831A1
70 (3-Cyl.)	1977-79	AUS	8042350 And Up	26-79831A1
70 (3-Cyl.)	1977-79	BEL	9135825-9385910	26-79831A1
70 (3-Cyl.)	1977-79	CAN	7087823-7208332	26-79831A1
70 (3-Cyl.) 3 Jaw Rev. Clutch	1987	USA	0A996142-0C221999	26-43035A4
70 (3-Cyl.) 3 Jaw Rev. Clutch	1987	BEL	9483121-9589038	26-43035A4
70 (3-Cyl.) 6 Jaw Rev. Clutch	1987	USA	0A996142-0C221999	26-43035A4
70 (3-Cyl.) 6 Jaw Rev. Clutch	1987	BEL	9489121-9589038	26-43035A4
75 (3-Cyl.) 3 Jaw Rev. Clutch	1990-93	USA	0A996142 And Up	26-43035A4
75 (3-Cyl.) 3 Jaw Rev. Clutch	1990-93	BEL	9483121 And Up	26-43035A4
75 (3-Cyl.) 6 Jaw Rev. Clutch	1994-98	USA	0A996142 And Up	26-43035A4
75 (3-Cyl.) 6 Jaw Rev. Clutch	1994-98	BEL	9483121 And Up	26-43035A4
75 (4-Cyl.)	1984-88	USA	6432901 And Up	26-55682A1
75 (4-Cyl.)	1984-88	BEL	9393856 And Up	26-55682A1
75 (4-Cyl.)	1984-88	CAN	7208573	26-55682A1
80 (3-Cyl.) 3 Jaw Rev. Clutch	1987	USA	0A996142-0C221999	26-43035A4
80 (3-Cyl.) 3 Jaw Rev. Clutch	1987	BEL	9483121-9589038	26-43035A4
80 (3-Cyl.) 6 Jaw Rev. Clutch	1987	USA	0A996142-0C221999	26-43035A4
80 (3-Cyl.) 6 Jaw Rev. Clutch	1987	BEL	9483121-9589038	26-43035A4
80 (80, 800) (4-Cyl.)	1978-79	USA	4831999-6432900	26-55682A1
80 (80, 800) (4-Cyl.)	1978-79	AUS	8050200 And Up	26-55682A1
80 (3-Cyl.) 6 Jaw Rev. Clutch	1987	BEL	9483121-9589038	26-43035A4
80 (80, 800) (4-Cyl.)	1978-79	USA	4831999-6432900	26-55682A1
80 (80, 800) (4-Cyl.)	1978-79	AUS	8050200 And Up	26-55682A1
80 (80, 800) (4-Cyl.)	1978-79	BEL	9177626-9393855	26-55682A1
80 (80, 800) (4-Cyl.)	1978-79	CAN	7110998-7208572	26-55682A1
90 (3-Cyl.) 3 Jaw Rev. Clutch	1987	USA	0A996142 And Up	26-43035A4
90 (3-Cyl.) 3 Jaw Rev. Clutch	1987	BEL	9483121 And Up	26-43035A4
90 (3-Cyl.) 6 Jaw Rev. Clutch	1987	USA	0A996142 And Up	26-43035A4
90 (3-Cyl.) 6 Jaw Rev. Clutch	1987	BEL	9483121 And Up	26-43035A4
90 (90, 900) (6-Cyl.)	Most	USA	4845301 And Up	26-55682A1
90 (90, 900) (6-Cyl.)	Most	CAN	7111698 And Up	26-55682A1
90 (90, 900) (6-Cyl.)	Most	AUS	8060545 And Up	26-55682A1
100 (4-Cyl.) 3 Jaw Rev. Clutch	1988-93	USA	0B209468 And Up	26-43035A4

SOUTHSIDE MARINE COMPONENTS

MERCURY / MARINER				
Gearcase Seal Kit Applications				
Model	Year	Country	Serial No. Range	Lower Unit Seal Kit
100 (4-Cyl.) 3 Jaw Rev. Clutch	1988-93	BEL	9523034 And Up	26-43035A4
100 High Altitude 3 Jaw Rev. Clutch	1988-93	USA	0B209468 And Up	26-43035A4
100 High Altitude 3 Jaw Rev. Clutch	1988-93	BEL	9523034 And Up	26-43035A4
100 (4-Cyl.) 6 Jaw Rev. Clutch	1988-98	USA	0B209468 And Up	26-43035A4
100 (4-Cyl.) 6 Jaw Rev. Clutch	1988-98	BEL	9523034 And Up	26-43035A4
100 High Altitude 6 Jaw Rev. Clutch	1988-93	USA	0B209468 And Up	26-43035A4
100 High Altitude 6 Jaw Rev. Clutch	1988-93	BEL	9523034 And Up	26-43035A4
115 (4-Cyl.) 3 Jaw Rev. Clutch	1988-93	USA	0C100000 And Up	26-43035A4
115 (4-Cyl.) 3 Jaw Rev. Clutch	1988-93	BEL	9559771 And Up	26-43035A4
115 High Altitude 3 Jaw Rev. Clutch	1988-93	USA	0C100000 And Up	26-43035A4
115 High Altitude 3 Jaw Rev. Clutch	1988-93	BEL	9559771 And Up	26-43035A4
115 (4-Cyl.) 6 Jaw Rev. Clutch	1988-93	USA	0C100000 And Up	26-43035A4
115 (4-Cyl.) 6 Jaw Rev. Clutch	1988-93	BEL	9559771 And Up	26-43035A4
115 High Altitude 6 Jaw Rev. Clutch	1988-93	USA	0C100000 And Up	26-43035A4
115 High Altitude 6 Jaw Rev. Clutch	1988-93	BEL	9559771 And Up	26-43035A4
115 (115, 1150) (6-Cyl.)	1978-79	USA	4855153 And Up	26-55682A1
115 (115, 1150) (6-Cyl.)	1978-79	AUS	8051950 And Up	26-55682A1
115 (115, 1150) (6-Cyl.)	1978-79	CAN	711248 And Up	26-55682A1
125 (4-Cyl.) 3 Jaw Rev. Clutch	1994-98	USA	0D283222 And Up	26-43035A4
125 (4-Cyl.) 3 Jaw Rev. Clutch	1994-98	BEL	9793577 And Up	26-43035A4
125 High Altitude 3 Jaw Rev. Clutch	1994-98	USA	0D283222 And Up	26-43035A4
125 High Altitude 3 Jaw Rev. Clutch	1994-98	BEL	9793577 And Up	26-43035A4
125 (4-Cyl.) 6 Jaw Rev. Clutch	1994-98	USA	0D283222 And Up	26-43035A4
125 (4-Cyl.) 6 Jaw Rev. Clutch	1994-98	BEL	9793577 And Up	26-43035A4
125 High Altitude 6 Jaw Rev. Clutch	1994-98	USA	0D283222 And Up	26-43035A4
125 High Altitude 6 Jaw Rev. Clutch	1994-98	BEL	9793577 And Up	26-43035A4
140 (140, 1400) (6-Cyl.)	1978-79	USA	4865678 And Up	26-55682A1
140 (140, 1400) (6-Cyl.)	1978-79	AUS	8052650 And Up	26-55682A1
140 (140, 1400) (6-Cyl.)	1978-79	CAN	7112773 And Up	26-55682A1
V-135 Std. Rotation 2:1 Ratio, Ratching	1986-88	USA	0A904646-0G437999	26-89238A2
V-135 Counter Rotation, Ratching	1989-90	USA	0C100861-0G437999	26-89238A2
V-135 Std. Rot 2:1 Ratio, Non-Ratching	1997-04	USA	0G438000 And Up	26-89238A2
V-135 Counter Rotation, Non-Ratching	1997-04	USA	0G438000 And Up	26-89238A2
V-135 DFI Std. Rot, 2:1, Non-Ratching	1998-04	USA	0G590000 And Up	26-89238A2
V-135 DFI Counter Rot, Non-Ratching	1998-04	USA	0G590000 And Up	26-89238A2
V-150 Std. Rotation, 2:1 Ratio, Ratching	1985	USA	6616991-0A904645	26-89238A2
V-150 Std. Rotation, 2:1 Ratio, Ratching	1986-88	USA	0A904646-0G437999	26-89238A2
V-150 Counter Rotation, 2:1, Ratching	1989-90	USA	0C100861-0G437999	26-89238A2
V-150(XR4 MAG III) w/4-1/4"Dia. Torpedo	1988-91	USA	0C239553-04303045	26-89238A2
V-150(XR4 MAG III) w/4-1/4"Dia. Torpedo	1988-91	USA	0D082000-0G437999	26-89238A2
V-150 EFI Std. Rotation, 1.87:1, Ratching	1993-95	USA	0D082000-0G437999	26-89238A2
V-150 EFI Counter Rot, 1.87:1 Ratching	1993-95	USA	0D082000-0G437999	26-89238A2
V-150 Std. Rot, 2:1 Ratio, Non-Ratching	1996-98	USA	0G438000 And Up	26-89238A2
V-150 Counter Rot, 2:1, Non-Ratching	1996-98	USA	0G438000 And Up	26-89238A2
V-150 (XR6, MAG III) Std. Rot., 1.87:1, N/R	1996-98	USA	0G438000 And Up	26-89238A2
V-150 EFI Std. Rot., 1.87:1, Non Ratching	1996-98	USA	0G438000 And Up	26-89238A2

SOUTHSIDE MARINE COMPONENTS

MERCURY / MARINER				
Gearcase Seal Kit Applications				
Model	Year	Country	Serial No. Range	Lower Unit Seal Kit
V-150 EFI Count Rot. 1.87:1, Non-Ratching	1996-98	USA	0G438000 And Up	26-89238A2
V-150 DFI Std. Rot., 1.87:1, Non-Ratching	1998	USA	0G590000 And Up	26-89238A2
V-150 DFI Count Rot.1.87:1, Non-Ratching	1998	USA	0G590000 And Up	26-89238A2
V-175 Std. Rot w/pre-load Pin in d/shaft	1980-81	USA	5393737-6618750	26-55682A1
V-175 Std. Rot w/pre-load Pin in d/shaft	1980-81	AUS	8064250 And Up	26-55682A1
V-175 Std. Rot., 1.87:1 Ratio, Ratching	1985-88	USA	6618751-0G437999	26-89238A2
V-175 Counter Rot., 1.87:1 Ratio, Ratching	1985-88	USA	6618751-0G437999	26-89238A2
V-175 EFI Std. Rot., 1.87:1, Ratching	1991	USA	0D000750-0G437999	26-89238A2
V-175 EFI Counter Rot., 1.87:1, Ratching	1991	USA	0D082000-0G437999	26-89238A2
V-175 Std. Rot, 1.87:1 Ratio,Non-Ratching	1996-98	USA	0G438000 And Up	26-89238A2
115 High Altitude 3 Jaw Rev. Clutch	1988-93	USA	0C100000 And Up	26-43035A4
115 High Altitude 3 Jaw Rev. Clutch	1988-93	BEL	9559771 And Up	26-43035A4
115 (4-Cyl.) 6 Jaw Rev. Clutch	1988-93	USA	0C100000 And Up	26-43035A4
115 (4-Cyl.) 6 Jaw Rev. Clutch	1988-93	BEL	9559771 And Up	26-43035A4
V-175 Counter Rot., 1.87:1 Ratio, N/R	1996-98	USA	0G438000 And Up	26-89238A2
V-175 EFI Std. Rot., 1.87:1, Non-Ratching	1996-98	USA	0G438000 And Up	26-89238A2
V-175 Counter Rot., 1.87:1, Non Ratching	1996-98	USA	0G438000 And Up	26-89238A2
V-200 Std. Rot. w/preload pin in driveshaft	1978-79	USA	5393737-6073191	26-55682A1
V-200 Std. Rot. w/preload pin in driveshaft	1980-81	AUS	8061595-8065672	26-55682A1
V-200 Std. Rot. w/preload pin in driveshaft	1982-84	USA	6073192-6625220	26-55682A1
V-200 Std. Rot., 1.87:1, Ratching	1985-88	USA	6625221-0C291519	26-89238A2
V-200 Counter Rot., 1.87:1, Ratching	1989-90	USA	0C100861-0G437999	26-89238A2
V-200 Std. Rot., 1.87:1, Ratching	1991	USA	0C291520-0G437999	26-89238A2
V-200 EFI Std. Rot., 1.87:1 Ratching	1989-90	USA	0C100861-0G437999	26-89238A2
V-200 EFI Std. Rot., 1.87:1 Ratching	1991	USA	0C291520-0G437999	26-89238A2
V-200 EFI Counter Rot., 1.87:1 Ratching	1992-95	USA	0D082000-0G437999	26-89238A2
V-200 DFI Std. Rot., 1.87:1, Ratching	1997-04	USA	0G437999	26-89238A2
V-200 DFI Std. Rot., 1.75:1,Non-Ratching	1997	USA	0G438000 And Up	26-89238A2
V-200 DFI Counter Rot., 1.75:1, Ratching	1997	USA	0G386496-0G437999	26-816575A5
V-200 Std. Rot., 1.87:1, Non-Ratching	1996-98	USA	0G438000 And Up	26-816575A5
V-200 Count Rot., 1.87:1, Non-Ratching	1996-98	USA	0G438000 And Up	26-816575A5
V-200 EFI Std. Rot 1.87:1, Non-Ratching	1996-98	USA	0G438000 And Up	26-816575A5
V-200 Counter Rot 1.87:1, Non-Ratching	1996-98	USA	0G438000 And Up	26-816575A5
V-200 DFI Counter Rot., 1.75:1, N/R	1997	USA	0G438000 And Up	26-816575A5
200 (3.0L) DFI Std. Rot., 1.75:1 Ratio	1998	USA	0G590000 And Up	26-816575A5
200 (3.0L) Std. Rot., 1.75:1 Ratio	1998	USA	0G590000 And Up	26-816575A5
225 (3.0L) DFI Std. Rot., 1.75:1 Ratio	1998	USA	0G590000 And Up	26-816575A5
225 (3.0 Carb) Sea ProStd. Rot., 1.62:1	1994-98	USA	0G437999 And Below	26-816575A5
225 (3.0 Carb) Sea ProStd. Rot., 1.75:1	1994-98	USA	0G437999 And Below	26-816575A5
V-220 Std. Rot., 1.87:1 Ratio	1987-88	USA	B117316 And Up	26-55682A1
V-225 Std. Rot., w/ pre-load pin in shaft	1980-81	USA	5628028 And Up	26-816575A4
225 (3.0 Carb) Std. Rot., 1.62:1 Ratio	1994-98	USA	0D280813 And Up	26-816575A5
225 (3.0L) EFI Std. Rot., 1.75:1 Ratio	1995-98	USA	0G129222-0G437999	26-816575A5
225 (3.0L) EFI Std. Rot., 1.75:1 Ratio	1995-98	USA	0G438000 And Up	26-816575A5
225 (3.0L) EFI Std. Rot., 1.87:1 Ratio	1995-98	USA	0G438000 And Up	26-816575A5
225 (3.0L) EFI Std. Rot., 1.75:1 Ratio	1995-98	USA	0G129222-0G437999	26-816575A5
225 (3.0L) EFI Std. Rot., 1.75:1 Ratio	1995-98	USA	0G438000 And Up	26-816575A5
225 (3.0L) EFI Std. Rot., 1.87:1 Ratio	1995-98	USA	0G438000 And Up	26-816575A5
250 / 275 Std. Rotation	1989-94	USA	C101891 And Up	26-816575A5

ALL VERADO'S GEAR CASE SEAL KIT Part # 26-830749A01

SOUTHSIDE MARINE COMPONENTS



Gear Case Seal Kit
Part No: 26-77066A1



Gear Case Seal Kit
Part No: 26-41365A3



Gear Case Seal Kit
Part No: 26-55682A1



Gear Case Seal Kit
Part No: 26-85090A2



Gear Case Seal Kit
Part No: 823547A2



Gear Case Seal Kit
Part No: 26-43035A4




Gear Case Seal Kit
Part No: 26-79831A1



Gear Case Seal Kit
Part No: 26-814669A2



Gear Case Seal Kit
Part No: 26-89238A2



Gear Case Seal Kit
Part No: 27-95220A1



Gear Case Seal Kit
Mercruiser Alpha I Gen II
1991 & Up
Part No: 26-816575A3



Gear Case Seal Kit
Part No: 26-816575A4



Gear Case Seal Kit
Part No: 26-816575A5



VERADO
Gear Case Seal Kit
Part No: 26-830749A01

SOUTHSIDE MARINE COMPONENTS

MERCURY / MARINER				
Lower Gear Housing Gears Applications				
Model	Year	Country	Serial No. Range	Complete Gear Set
40 (4-Cyl.)	1989-Up	USA	OC159200 And Up	11442
40 (4-Cyl.)	1989-Up	BEL	9570790 And Up	11442
45 (4-Cyl.)	1986	USA	5531630 And Up	11442
45 (4-Cyl.)	1986	AUS	8063985 And Up	11442
45 (4-Cyl.)	1986	BEL	9248006 And Up	11442
45 (4-Cyl.)	1986	CAN	7143688 And Up	11442
50 (4-Cyl.)	1980-85	USA	5531630 And Up	11442
50 (4-Cyl.)	1980-85	AUS	8063985 And Up	11442
50 (4-Cyl.)	1980-85	BEL	9248006 And Up	11442
50 (4-Cyl.)	1980-85	CAN	7143688 And Up	11442
40 (3-Cyl.)	1997-98	USA	OC159200 And Up	11444-ORDER IN ONLY
40 (3-Cyl.)	1997-98	BEL	9973100 And Up	11444-ORDER IN ONLY
50 (3-Cyl.)	1991-95	USA	0D000750-0G589999	11552
50 (3-Cyl.)	1991-95	BEL	9683055-9973099	11552
50 (3-Cyl.)	1998	USA	0G590000 And Up	11444-ORDER IN ONLY
50 (3-Cyl.)	1998	BEL	9973100 And Up	11444-ORDER IN ONLY
55 (3-Cyl.)	1996	USA	0D000750 And Up	11552
55 (3-Cyl.)	1996	BEL	9741042 And Up	11552
60 (3-Cyl.) Standard, Non Bigfoot	1991-95	USA	0D000750 And Up	11552
60 (3-Cyl.) Standard, Non Bigfoot	1991-95	BEL	9683055 AND Up	11552
60 (3-Cyl.) 3 Jaw Rev. Clutch B/F	1991-95	USA	0D000750-0G589999	11550
60 (3-Cyl.) 3 Jaw Rev. Clutch B/F	1991-95	BEL	9683055-9973099	11550
60 (3-Cyl.) 6 Jaw Rev. Clutch B/F	1991-95	USA	0D000750-0G589999	11555
60 (3-Cyl.) 6 Jaw Rev. Clutch B/F	1991-95	BEL	9683055-9973099	11555
60 (3-Cyl.) 6 Jaw Rev. Clutch B/F	1998	USA	590000 And Up	11555
60 (3-Cyl.) 6 Jaw Rev. Clutch B/F	1998	BEL	9973100 And Up	11555
70 (3-Cyl.) 3 Jaw Rev. Clutch	1987	USA	0A996142-0C221999	11550
70 (3-Cyl.) 3 Jaw Rev. Clutch	1987	BEL	9483121-9589038	11550
70 (3-Cyl.) 6 Jaw Rev. Clutch	1987	USA	0A996142-0C221999	11555
70 (3-Cyl.) 6 Jaw Rev. Clutch	1987	BEL	9483121-9589038	11555
75 (3-Cyl.) 3 Jaw Rev. Clutch	1990-93	USA	0A996142 And Up	11550
75 (3-Cyl.) 3 Jaw Rev. Clutch	1990-93	BEL	9483121 And Up	11550
75 (3-Cyl.) 6 Jaw Rev. Clutch	1994-98	USA	0A996142 And Up	11555
75 (3-Cyl.) 6 Jaw Rev. Clutch	1994-98	BEL	9483121 And Up	11555
80 (3-Cyl.) 3 Jaw Rev. Clutch	1987	USA	0A996142-0C221999	11550
80 (3-Cyl.) 3 Jaw Rev. Clutch	1987	BEL	9483121-9589038	11550
80 (3-Cyl.) 6 Jaw Rev. Clutch	1987	USA	0A996142-0C221999	11555
80 (3-Cyl.) 6 Jaw Rev. Clutch	1987	BEL	9483121-9589038	11555
90 (3-Cyl.) 3 Jaw Rev. Clutch	1987	USA	0A996142 And Up	11550
90 (3-Cyl.) 3 Jaw Rev. Clutch	1987	BEL	9483121 And Up	11550
90 (3-Cyl.) 6 Jaw Rev. Clutch	1987	USA	0A996142 And Up	11555
90 (3-Cyl.) 6 Jaw Rev. Clutch	1987	BEL	9483121 And Up	11555
100 (4-Cyl.) 3 Jaw Rev. Clutch	1988-93	USA	0B209468 And Up	11556

SOUTHSIDE MARINE COMPONENTS

MERCURY / MARINER				
Lower Gear Housing Gears Applications				
Model	Year	Country	Serial No. Range	Complete Gear Set
100 (4-Cyl.) 3 Jaw Rev. Clutch	1988-93	BEL	9523034 And Up	11556
100 High Alt 3 Jaw Rev. Clutch	1988-93	USA	0B209468 And Up	11550
100 High Alt 3 Jaw Rev. Clutch	1988-93	BEL	9523034 And Up	11550
100 (4-Cyl.) 6 Jaw Rev. Clutch	1988-98	USA	0B209468 And Up	11557
100 (4-Cyl.) 6 Jaw Rev. Clutch	1988-98	BEL	9523034 And Up	11557
100 High Altitude 6 Jaw Rev. Clutch	1998-93	USA	0B209468 And Up	11555
100 High Altitude 6 Jaw Rev. Clutch	1998-93	BEL	9523034 And Up	11555
115 (4-Cyl.) 3 Jaw Rev. Clutch	1998-93	USA	0C100000 And Up	11556
115 (4-Cyl.) 3 Jaw Rev. Clutch	1998-93	BEL	9559771 And Up	11556
115 High Altitude 3 Jaw Rev. Clutch	1989-93	USA	0C100000 And Up	11550
115 High Altitude 3 Jaw Rev. Clutch	1989-93	BEL	9559771 And Up	11550
115 (4-Cyl.) 6 Jaw Rev. Clutch	1989-93	USA	0C100000 And Up	11557
115 (4-Cyl.) 6 Jaw Rev. Clutch	1989-93	BEL	9559771 And Up	11557
115 High Altitude 6 Jaw Rev. Clutch	1989-93	USA	0C100000 And Up	11555
115 High Altitude 6 Jaw Rev. Clutch	1989-93	BEL	9559771 And Up	11555
125 (4-Cyl.) 3 Jaw Rev. Clutch	1994-98	USA	0D283222 And Up	11556
125 (4-Cyl.) 3 Jaw Rev. Clutch	1994-98	BEL	9793577 And Up	11556
125 High Altitude 3 Jaw Rev. Clutch	1994-98	USA	0D283222 And Up	11550
125 High Altitude 3 Jaw Rev. Clutch	1994-98	BEL	9793577 And Up	11550
125 (4-Cyl.) 6 Jaw Rev. Clutch	1994-98	USA	0D283222 And Up	11557
125 (4-Cyl.) 6 Jaw Rev. Clutch	1994-98	BEL	9793577 And Up	11557
125 High Altitude 6 Jaw Rev. Clutch	1994-98	USA	0D283222 And Up	11555
125 High Altitude 6 Jaw Rev. Clutch	1994-98	BEL	9793577 And Up	11555
125 High Altitude 6 Jaw Rev. Clutch	1994-98	BEL	9793577 And Up	11555
V-135 Std. Rotation, 2:1 Ratio, Ratching	1986-88	USA	0A904646-0G437999	11660
V-135 Counter Rotation, Ratching	1989-90	USA	0C100861-0G437999	N/A
V-135 Std. Rotation, 2:1 Ratio, N/R	1997-04	USA	0G438000 And Up	11660
V-135 Counter Rotation, Non Ratching	1997-04	USA	0G438000 And Up	N/A
V-135 DFI Std. Rotation, 2:1, N/R	1998-04	USA	0G590000 And Up	11660
V-135 Counter Rotation, Non Ratching	1998-04	USA	0G590000 And Up	N/A
V-150 Std. Rotation, 2:1 Ratio, Ratching	1985	USA	6616991-0A904645	11770
V-150 Std. Rotation, 2:1 Ratio, Ratching	1986-88	USA	0A904646-0G437999	11660
V-150 Counter Rotation, 2:1, Ratching	1989-90	USA	0C100861-0G437999	N/A
V-150 (XR4, MAG II) w/ 4-1/4" Dia. Torp	1988-91	USA	0C239553-04303045	N/A
V-150 (XR4, MAG III) w/ 4-1/4" Dia. Torp	1988-91	USA	0D082000-0G437999	11440
V-150 EFI Std. Rotation, 1.87:1, Ratching	1993-95	USA	0D082000-0G437999	11440
V-150 EFI Counter Rotation, 1.87:1, Rat	1993-95	USA	0D082000-0G437999	N/A
V-150 Std. Rotation, 2:1 Ratio, N/R	1996-98	USA	0G438000 And Up	11660
V-150 Counter Rotation, Non Ratching	1996-98	USA	0G438000 And Up	N/A
V-150 (XR6, MAG III) Std. Rot 1.87:1 N/R	1996-98	USA	0G438000 And Up	11665
V-150 EFI Std. Rot., 1.87:1, Non Ratching	1996-98	USA	0G438000 And Up	11665
V-150 EFI Counter Rot., 1.87:1, N/R	1996-98	USA	0G438000 And Up	N/A
V-150 DFI Std. Rot., 1.87:1, Non Ratching	1998	USA	0G590000 And Up	11665

SOUTHSIDE MARINE COMPONENTS

MERCURY / MARINER				
Lower Gear Housing Gears Applications				
Model	Year	Country	Serial No. Range	Complete Gear Set
V-175 Std Rot., w/preload pin in d/shaft	1980-81	USA	5393737-6618750.	11770
V-175 Std Rot., w/preload pin in d/shaft	1980-81	AUS	8064250 And Up	11770
V-175 Std Rot., 1.87:1 Ratio, Ratching	1985-88	USA	6618751-0G437999	11440
V-175 Count Rot., 1.87:1 Ratio, Ratching	1985-88	USA	6618751-0G437999	N/A
V-175 EFI Std. Rot., 1.87:1, Ratching	1991	USA	0D000750-0G437999	11440
V-175 EFI Counter Rot., 1.87:1, Ratching	1991	USA	0D082000-0G437999	N/A
V-175 Std Rot., 1.87:1, Non Ratching	1996-98	USA	0G438000 And Up	11665
V-175 Counter Rot., 1.87:1 Ratio, Non Rat	1996-98	USA	0G438000 And Up	N/A
V-175 EFI Std. Rot., 1.87:1, Non Ratching	1996-98	USA	0G438000 And Up	11665
V-175 Counter Rot., 1.87:1, Non Ratching	1996-98	USA	0G438000 And Up	N/A
V-200 Std. Rot. w/preload pin in driveshaft	1978-79	USA	5393737-6073191	11770
V-200 Std. Rot. w/preload pin in driveshaft	1980-81	AUS	8061595-8065672	11770
V-200 Std. Rot. w/preload pin in driveshaft	1982-84	USA	6073192-6625220	N/A
V-200 Std. Rot., 1.87:1, Ratching	1985-88	USA	6625221-0C291519	11440
V-200 Counter Rot., 1.87:1, Ratching	1989-90	USA	0C100861-0G437999	N/A
V-200 Std. Rot., 1.87:1, Ratching	1991	USA	0C291520-0G437999	11440
V-200 EFI Std. Rot., 1.87:1, Ratching	1989-90	USA	0C100861-0C291519	11440
V-200 EFI Std. Rot., 1.87:1, Ratching	1991	USA	0C291520-0G437999	11440
V-200 EFI Counter Rot., 1.87:1, Ratching	1992-95	USA	0D082000-0G437999	N/A
V-200 DFI Std. Rot., 1.87:1, Ratching	1997-04	USA	0G437999	N/A
V-200 DFI Std. Rot., 1.75:1, Ratching	1997	USA	0G438000 And Up	11700
V-200 DFI Counter Rot., 1.75:1, Ratching	1997	USA	0G386496-0G437999	N/A
V-200 Std. Rot., 1.87:1, Non Ratching	1996-98	USA	0G438000 And Up	11665
V-200 Counter Rot., 1.87:1, Non Ratching	1996-98	USA	0G438000 And Up	N/A
V-200 EFI Std. Rot., 1.87:1, Non Ratching	1996-98	USA	0G438000 And Up	11665
V-200 Counter Rot., 1.87:1, Non Ratching	1996-98	USA	0G438000 And Up	N/A
V-200 DFI Counter Rot., 1.75:1, Non Rat	1997	USA	0G438000 And Up	N/A
200 (3.0L) DFI Std. Rot., 1.75:1 Ratio	1998	USA	0G590000 And Up	11700
200 (3.0L) Std. Rot., 1.75:1 Ratio	1998	USA	0G590000 And Up	11700
225 (3.0L) DFI Std. Rot., 1.75:1 Ratio	1998	USA	0G590000 And Up	11700
225 (3.0 Carb) Sea Pro Std. Rot., 1.62:1	1994-98	USA	0G437999 And Below	N/A
225 (3.0 Carb) Sea Pro Std. Rot., 1.75:1	1994-98	USA	0G437999 And Below	N/A
V-220 Std. Rot., 1.87:1 Ratio	1987-88	USA	B117316 And Up	11440
V-225 Std. Rot., w/ preload pin in D/shaft	1980-81	USA	5628082 And Up	N/A
225 (3.0 Carb) Std. Rot., 1.62:1 Ratio	1994-98	USA	0D280813 And Up	N/A
225 (3.0L) EFI Std. Rot., 1.75:1 Ratio	1995-98	USA	0G129222-0G437999	N/A
225 (3.0L) EFI Std. Rot., 1.75:1 Ratio	1995-98	USA	0G438000 And Up	11700
225 (3.0L) EFI Std. Rot., 1.87:1 Ratio	1995-98	USA	0G438000 And Up	N/A
250 (3.0L) EFI Std. Rot., 1.75:1 Ratio	1995-98	USA	0G129222-0G437999	11700
250 (3.0L) EFI Std. Rot., 1.75:1 Ratio	1995-98	USA	0G438000 And Up	11700
250 (3.0L) EFI Std. Rot., 1.87:1 Ratio	1995-98	USA	0G438000 And Up	N/A
250 / 275 Std. Rotation	1989-94	USA	C101891 And Up	N/A

SOUTHSIDE MARINE COMPONENTS

LOWER GEAR HOUSING GEARS – INLINE 4 (40, 45, 50 HP)

L4 40 HP (1989-Up) OC159200 & Up	L4 45 HP (1986) 5531630 & Up
L4 50 HP (1980-86) 5531630 & Up	

2.0:1 Ratio (13:26 Teeth)



COMPLETE GEAR SET <ul style="list-style-type: none">- Forward/Pinion/Reverse- Forward Gear Bearing<ul style="list-style-type: none">- Pinion Nut- Shim Sets	Part No: 11442
--	-----------------------

LOWER GEAR HOUSING GEARS – 3-CYLINDER 50, 55, 60 HP

3-Cylinder 50 HP (1991-1995) OD000750-OG589999	3-Cylinder 55 HP (1996) OD000750 & Up
3-Cylinder 60 HP (1991-1995) OD000750 & Up	

1.64:1 Ratio (14:23 Teeth)



COMPLETE GEAR SET <ul style="list-style-type: none">- Forward/Pinion/Reverse- Forward Gear Bearing<ul style="list-style-type: none">- Pinion Nut- Shim Sets	Part No: 11552
--	-----------------------

SOUTHSIDE MARINE COMPONENTS

LOWER GEAR HOUSING GEARS – 3-CYLINDER 40, 50 HP

3-Cylinder 40 HP (1991-95)
OD000750-OG589999

3-Cylinder 50 HP (1994-00)
OG590000 & Up

1.83:1 Ratio (12:22 Teeth)



COMPLETE GEAR SET

- Forward/Pinion/Reverse
- Forward Gear Bearing
- Pinion Nut
- Shim Sets

Part No: 11444

LOWER GEAR HOUSING GEARS – 3 & 4-CYLINDER w/ 3 JAW REVERSE CLUTCH

3-Cylinder 60 HP (.85L)
OD000750-OG589999 (1991-95)

3-Cylinder 70, 80 HP (1.40L)
OA996142-OC221999 (1987-89)

3-Cylinder 70, 90 HP (1.4L)
OA996142 & Up (1987-98)

L4 100, 115, 125 HP High Altitude
OB209468 & Up

2.31:1 Ratio (13:30 Teeth)



COMPLETE GEAR SET

- Forward/Pinion/Reverse
- Forward Gear Bearing
- Pinion Nut
- Shim Sets

Part No: 11550

SOUTHSIDE MARINE COMPONENTS

LOWER GEAR HOUSING GEARS – 3 & 4-CYLINDER w/ 6 JAW REVERSE CLUTCH

3-Cylinder 60 HP (.85L)
OD000750 & Up (1991-Up)

3-Cylinder 70, 80 HP (1.4L)
OA996142-OC221999 (1987-89)

3-Cylinder 75, 90 HP (1.4L)
OA996142 & Up (1987-98)

L4 100, 115, 125 HP High Altitude
OB209468 & Up

2.31:1 Ratio (13:30 Teeth)



COMPLETE GEAR SET

- Forward/Pinion/Reverse
- Forward Gear Bearing
 - Pinion Nut
 - Shim Sets

Part No: 11555

LOWER GEAR HOUSING GEARS – INLINE 4 w/ 3 JAW REVERSE CLUTCH

L4 100 HP (1.85L)
OB209468-OG760299 (1988-93)

L4 115 HP (1.85L)
OC100000-OG760299 (1989-93)

L4 125 HP (1.85L)
OD283222-OG760299 (1994-98)

All models use Forward 6 Jaw Ratcheting / Reverse 3 Jaw Non-Ratcheting Style Clutch

2.07:1 Ratio (14:29 Teeth)



COMPLETE GEAR SET

- Forward/Pinion/Reverse
- Forward Gear Bearing
 - Pinion Nut
 - Shim Sets

Part No: 11556

SOUTHSIDE MARINE COMPONENTS

LOWER GEAR HOUSING GEARS – INLINE 4 w/ 6 JAW REVERSE CLUTCH

L4 100 HP (1.85L) OB209468 & Up (1988-98)	L4 115 HP (1.85L) 115 EFI (1.75L) 115 Optimax (1.50L) OC100000 & Up (1989-06)
L4 125 HP (1.85L) Classic OD283222 & Up (1994-05)	

All models use Forward Ratcheting / Reverse Ratcheting
6 Jaw Style Clutch

2.07:1 Ratio (14:29 Teeth)



COMPLETE GEAR SET

- Forward/Pinion/Reverse
- Forward Gear Bearing
- Pinion Nut
- Shim Sets

Part No: 11557

LOWER GEAR HOUSING GEARS – V6 135, 150 HP

V6 135, 150 HP
Standard Rotation
OA904646-OG437999 (1986-98)

2:1 Ratio (14:28 Teeth)

Forward Gear Bearing O.D.
Fits Housings 3.5433" / 90mm
I.D.



COMPLETE GEAR SET

- Forward/Pinion/Reverse
- Forward Gear Bearing
- Pinion Nut
- Shim Sets

Part No: 11660


SOUTHSIDE MARINE COMPONENTS

LOWER GEAR HOUSING GEARS – V6 150, 175, 200 HP w/o DRIVE SHAFT NUT

V6 150 HP Standard Rotation 6616991-OA904645 (1985)	V6 175 HP Standard Rotation 5393737-668750 (1980-81)
V6 200 HP Standard Rotation 5393737-6073191 (1980-81)	

All Models with Pre-load Pin in Drive Shaft

Forward Gear Bearing O.D.
Fits Housings 3.5433" / 90mm I.D.



COMPLETE GEAR SET - Forward/Pinion/Reverse - Forward Gear Bearing - Pinion Nut - Shim Sets	Part No: 11770
---	-----------------------

LOWER GEAR HOUSING GEARS – V6 15 (X4, MAG III), 175, 200 EFI, 220 HP

V6 150 (XR4, MAG III), 150 EFI Standard Rotation OD082000-OG437999 (1993-98)	V6 175, 175 EFI Standard Rotation 661875-OG437999 (1985-98)
V6 200, 200 EFI Standard Rotation 6625221-OG437999 (1985-98)	V6 220 HP Standard Rotation B117316 and UP (1987-88)

All models use Ratcheting Style Clutch

1.87:1 Ratio (15:28 Teeth)

Forward Gear Bearing O.D.
Fits Housings 3.5433" / 90mm I.D.



COMPLETE GEAR SET - Forward/Pinion/Reverse - Forward Gear Bearing - Pinion Nut - Shim Sets	Part No: 11440
---	-----------------------

SOUTHSIDE MARINE COMPONENTS

LOWER GEAR HOUSING GEARS – V6 150 (XR6, MAG III), 150 EFI, 150 DFI, 175 HP

V6 150 (XR6, MAG III) 150 EFI Standard Rotation OG438000 & Up (1996-Up)	V6 150 DFI Standard Rotation OG590000 & Up (1998-Up)
V6 175, 175 EFI Standard Rotation OG438000 & Up (1996-98)	

All Models use Non-Ratcheting Style Clutch

1.87:1 Ratio (15:28 Teeth)

Forward Gear Bearing O.D.
Fits Housings 3.265" / 82.93mm I.D.



COMPLETE GEAR SET

- Forward/Pinion/Reverse
- Forward Gear Bearing
 - Pinion Nut
 - Shim Sets

Part No: 11665

SOUTHSIDE MARINE COMPONENTS

MERCURY / MARINER / FORCE					
SHIFT COMPONENTS APPLICATIONS					
Model	Year	Country	Serial No. Range	Clutch/Cam Follower Kit	Clutch Dog
40 (4-Cyl)	1989-Up	USA	OC159200 and Up	N/A	N/A
40 (4-Cyl)	1989-Up	BEL	9570790 and Up	N/A	N/A
45 (4-Cyl)	1986	USA	5531630 and Up	N/A	N/A
45 (4-Cyl)	1986	AUS	8063985 and Up	N/A	N/A
45 (4-Cyl)	1986	BEL	9248006 and Up	N/A	N/A
45 (4-Cyl)	1986	CAN	7143688 and Up	N/A	N/A
50 (4-Cyl)	1980-85	USA	5531630 and Up	N/A	N/A
50 (4-Cyl)	1980-85	AUS	8063985 and Up	N/A	N/A
50 (4-Cyl)	1980-85	BEL	9248006 and Up	N/A	N/A
50 (4-Cyl)	1980-85	CAN	7143688 and Up	N/A	N/A
40 (3-Cyl)	1997-98	USA	0G531301 and Up	N/A	N/A
40 (3-Cyl)	1997-98	BEL	9973110 and Up	N/A	N/A
50 (3-Cyl)	1991-95	USA	0D000750-0G589999	N/A	52-850048T
50 (3-Cyl)	1991-95	BEL	9683055-9973099	N/A	52-850048T
50 (3-Cyl)	1998	USA	0G590000 and Up	N/A	N/A
50 (3-Cyl)	1998	BEL	9973100 and Up	N/A	N/A
55 (3-Cyl)	1996	USA	0D000750 and Up	N/A	52-850048T
55 (3-Cyl)	1996	BEL	9741042 and Up	N/A	52-850048T
60 (3-Cyl) Standard, No Bigfoot	1995-95	USA	0D000750 and Up	N/A	52-850048T
60 (3-Cyl) Standard, No Bigfoot	1991-95	BEL	9683055 and Up	N/A	52-850048T
60 (3-Cyl) 3 Jaw Rev. Clutch Bigfoot	1991-95	USA	0D000750-0G589999	52-803488T1	N/A
60 (3-Cyl) 3 Jaw Rev. Clutch Bigfoot	1991-95	BEL	9683055-9973099	52-803488T1	N/A
60 (3-Cyl) 6 Jaw Rev. Clutch Bigfoot	1991-95	USA	0D000750-0G589999	52-803489T1	52-850048T
60 (3-Cyl) 6 Jaw Rev. Clutch Bigfoot	1991-95	BEL	9683055-9973099	52-803489T1	52-850048T
60 (3-Cyl) 6 Jaw Rev. Clutch Bigfoot	1988	USA	590000 and Up	52-803489T1	52-850048T
60 (3-Cyl) 6 Jaw Rev. Clutch Bigfoot	1988	BEL	9973100 and Up	52-803489T1	52-850048T
70 (3-Cyl) 3 Jaw Rev. Clutch	1987	USA	0A996142-0C221999	52-803488T1	N/A
70 (3-Cyl) 3 Jaw Rev. Clutch	1987	BEL	9483121-9589038	52-803488T1	N/A
70 (3-Cyl) 6 Jaw Rev. Clutch	1987	USA	0A996142-0C221999	52-803489T1	52-850048T
70 (3-Cyl) 6 Jaw Rev. Clutch	1987	BEL	9483121-9589038	52-803489T1	52-850048T
75 (3-Cyl) 3 Jaw Rev. Clutch	1990-93	USA	0A996142 and Up	52-803488T1	N/A
75 (3-Cyl) 3 Jaw Rev. Clutch	1990-93	BEL	9483121 and Up	52-803488T1	N/A
75 (3-Cyl) 6 Jaw Rev. Clutch	1994-98	USA	0A996142 and Up	52-803489T1	52-850048T
75 (3-Cyl) 6 Jaw Rev. Clutch	1994-98	BEL	9483121 and Up	52-803489T1	52-850048T
80 (3-Cyl) 3 Jaw Rev. Clutch	1987	USA	0A996142-0C221999	52-803488T1	N/A
80 (3-Cyl) 3 Jaw Rev. Clutch	1987	BEL	9483121-9589038	52-803488T1	N/A
80 (3-Cyl) 6 Jaw Rev. Clutch	1987	USA	0A996142-0C221999	52-803489T1	52-850048T
80 (3-Cyl) 6 Jaw Rev. Clutch	1987	BEL	9483121-9589038	52-803489T1	52-850048T
90 (3-Cyl) 3 Jaw Rev. Clutch	1987	USA	0A996142 and Up	52-803488T1	N/A
90 (3-Cyl) 3 Jaw Rev. Clutch	1987	BEL	9483121 and Up	52-803488T1	N/A
90 (3-Cyl) 6 Jaw Rev. Clutch	1987	USA	0C996142 and Up	52-803489T1	52-850048T
90 (3-Cyl) 6 Jaw Rev. Clutch	1987	BEL	9483121 and Up	52-803489T1	52-850048T
100 (4-Cyl) 3 Jaw Rev. Clutch	1988-93	USA	0B209468 and Up	52-803488T1	N/A
100 (4-Cyl) 3 Jaw Rev. Clutch	1988-93	BEL	9523034 and Up	52-803488T1	N/A
100 High Altitude 3 Jaw Rev. Clutch	1988-93	USA	0B209468 and Up	52-803488T1	N/A
100 High Altitude 3 Jaw Rev. Clutch	1988-93	BEL	9523034 and Up	52-803488T1	N/A
100 (4-Cyl) 6 Jaw Rev. Clutch	1988-93	USA	0B209468 and Up	52-803489T1	52-850048T
100 (4-Cyl) 6 Jaw Rev. Clutch	1988-93	BEL	9523034 and Up	52-803489T1	52-850048T
100 High Altitude 6 Jaw Rev. Clutch	1988-93	USA	0B209468 and Up	52-803489T1	52-850048T
100 High Altitude 6 Jaw Rev. Clutch	1988-93	BEL	9523034 and Up	52-803489T1	52-850048T
115 (4-Cyl) 3 Jaw Rev. Clutch	1988-93	USA	0C100000 and Up	52-803488T1	N/A
115 (4-Cyl) 3 Jaw Rev. Clutch	1988-93	BEL	9559771 and Up	52-803488T1	N/A
115 High Altitude 3 Jaw Rev. Clutch	1989-93	USA	0C100000 and Up	52-803488T1	N/A
115 High Altitude 3 Jaw Rev. Clutch	1989-93	BEL	9559771 and Up	52-803488T1	N/A
115 (4-Cyl) 6 Jaw Rev. Clutch	1989-93	USA	0C100000 and Up	52-803489T1	52-850048T
115 (4-Cyl) 6 Jaw Rev. Clutch	1989-93	BEL	9559771 and Up	52-803489T1	52-850048T
115 High Altitude 6 Jaw Rev. Clutch	1989-93	USA	0C100000 and Up	52-803489T1	52-850048T
115 High Altitude 6 Jaw Rev. Clutch	1989-93	BEL	9559771 and Up	52-803489T1	52-850048T
125 (4-Cyl) 3 Jaw Rev. Clutch	1994-98	USA	0D283222 and Up	52-803488T1	N/A
125 (4-Cyl) 3 Jaw Rev. Clutch	1994-98	BEL	9793577 and Up	52-803488T1	N/A
125 High Altitude 3 Jaw Rev. Clutch	1994-98	USA	0D283222 and Up	52-803488T1	N/A
125 High Altitude 3 Jaw Rev. Clutch	1994-98	BEL	9793577 and Up	52-803488T1	N/A
125 (4-Cyl) 6 Jaw Rev. Clutch	1994-98	USA	0D283222 and Up	52-803489T1	52-850048T




















SOUTHSIDE MARINE COMPONENTS

MERCURY / MARINER / FORCE					
SHIFT COMPONENTS APPLICATIONS					
Model	Year	Country	Serial No. Range	Clutch/Cam Follower Kit	Clutch Dog
125 (4-Cyl) 6 Jaw Rev. Clutch	1994-98	BEL	9793577 and Up	52-803489T1	52-850048T
125 High Altitude 6 Jaw Rev. Clutch	1994-98	USA	0D283222 and Up	52-803489T1	52-850048T
125 High Altitude 6 Jaw Rev. Clutch	1994-98	BEL	9793577 and Up	52-803489T1	52-850048T
V-135 Std. Rotation 2:1 Ratio, Ratcheting	1986-88	USA	0A904646-0G437999	N/A	N/A
V-135 Counter Rotation, Ratcheting	1989-90	USA	0C100861-0G437999	N/A	N/A
V-135 Std. Rotation, 2:1 Ratio, Non-Ratcheting	1997-04	USA	0G438000 and Up	N/A	52-859340T
V-135 Counter Rotation, Non-Ratcheting	1997-04	USA	0G438000 and Up	N/A	52-859340T
V-135 DFI Std. Rotation, 2:1, Non-Ratcheting	1998-04	USA	0G590000 and Up	N/A	52-859340T
V-135 DFI Counter Rotation, 2:1, Ratcheting	1998-04	USA	0G590000 and Up	N/A	52-859340T
V-150 Std. Rotation, 2:1 Ratio Ratcheting	1985	USA	6616991-0A904645	N/A	N/A
V-150 Std. Rotation, 2:1 Ratio Ratcheting	1986-88	USA	0A904646-0G437999	N/A	N/A
V-150 Counter Rotation, 2:1 Ratio Ratcheting	1989-90	USA	0C100861-0G437999	N/A	N/A
V-150 (XR4, MAG II) w/ 4-1/4 "Dia. Torpedo	1988-91	USA	0C239553-04303045	52-803488T1	52-822539T
V-150 (XR4, MAG II) w/ 4-1/4 "Dia. Torpedo	1988-91	USA	0D082000-0G437999	N/A	N/A
V-150 EFI Std. Rotation, 1.87:1, Ratcheting	1993-95	USA	0D082000-0G437999	N/A	N/A
V-150 EFI Counter Rotation, 1.87:1, Ratcheting	1993-95	USA	0D082000-0G437999	N/A	N/A
V-150 Std. Rotation, 2:1 Non-Ratcheting	1996-98	USA	0G438000 and Up	N/A	52-859340T
V-150 Counter Rotation, Non-Ratcheting	1996-98	USA	0G438000 and Up	N/A	52-859340T
V-150 (XR6, MAG III) Std. Rot, 1.87:1 Non-Ratcheting	1996-98	USA	0G438000 and Up	N/A	52-859340T
V-150 EFI Std. Rot, 1.87:1 Non-Ratcheting	1996-98	USA	0G438000 and Up	N/A	52-859340T
V-150 EFI Counter Rot, 1.87:1 Non-Ratcheting	1996-98	USA	0G438000 and Up	N/A	52-859340T
V-150 DFI Std. Rot, 1.87:1, Ratcheting	1998	USA	0G438000 and Up	N/A	52-859340T
V-150 DFI Counter Rot, 1.87:1 Non-Ratcheting	1998	USA	0G438000 and Up	N/A	52-859340T
V-175 Std. Rot w/ pre-load pin in drive shaft	1980-81	USA	5393737-6618750	N/A	N/A
V-175 Std. Rot w/ pre-load pin in drive shaft	1980-81	USA	8064250 and Up	N/A	N/A
V-175 Std. Rot, 1.87:1, Ratcheting	1985-88	USA	6618751-0G437999	N/A	N/A
V-175 Counter Rot, 1.87:1, Ratcheting	1985-88	USA	6618751-0G437999	N/A	N/A
V-175 EFI Std. Rot, 1.87:1, Ratcheting	1991	USA	0D000750-0G437999	N/A	N/A
V-175 EFI Counter Rot, 1.87:1, Ratcheting	1991	USA	0D082000-0G437999	N/A	N/A
V-175 Std. Rot 1.87:1, Ratcheting	1996-98	USA	0G438000 and Up	N/A	N/A
V-175 Std. Rot, 1.87:1, Non-Ratcheting	1996-98	USA	0G438000 and Up	N/A	52-859340T
V-175 EFI Std. Rot, 1.87:1, Non-Ratcheting	1996-98	USA	0G438000 and Up	N/A	52-859340T
V-175 Counter Rot, 1.87:1 Ratio Non-Ratcheting	1996-98	USA	0G438000 and Up	N/A	52-859340T
V-200 Std. Rot w/ pre-load pin in drive shaft	1978-79	USA	5393737-6073191	N/A	N/A
V-200 Std. Rot w/ pre-load pin in drive shaft	1980-81	USA	8061595-8065672	N/A	N/A
V-200 Std. Rot w/ pre-load pin in drive shaft	1982-84	USA	6073192-6625220	N/A	N/A
V-200 Std. Rot, 1.87:1, Ratcheting	1985-88	USA	6625221-0C291519	N/A	N/A
V-200 Counter Rot, 1.87:1, Ratcheting	1989-90	USA	0C100861-0G437999	N/A	N/A
V-200 Std. Rot, 1.87:1, Ratcheting	1991	USA	0C291520-0G437999	N/A	N/A
V-200 EFI Std. Rot, 1.87:1, Ratcheting	1989-90	USA	0C100861-0C291519	N/A	N/A
V-200 EFI Std. Rot, 1.87:1, Ratcheting	1991	USA	0C291520-0G437999	N/A	N/A
V-200 EFI Counter Rot, 1.87:1, Ratcheting	1992-95	USA	0D082000-0G437999	N/A	N/A
V-200 DFI Std. Rot, 1.85:1, Ratcheting	1997-04	USA	0G437999	N/A	N/A
V-200 DFI Std. Rot, 1.75:1, Non-Ratcheting	1997	USA	0G438000 and Up	N/A	N/A
V-200 DFI Counter Rot, 1.75:1, Non-Ratcheting	1997	USA	0G386496-0G437999	N/A	52-859340T
V-200 Std. Rot, 1.87:1, Non-Ratcheting	1996-98	USA	0G438000 and Up	N/A	N/A
V-200 Counter Rot, 1.87:1, Non-Ratcheting	1996-98	USA	0G438000 and Up	N/A	52-859340T
V-200 EFI STD. Rot, 1.87:1, Non-Ratcheting	1996-98	USA	0G438000 and Up	N/A	52-859340T
V-200 Counter Rot, 1.87:1, Non-Ratcheting	1996-98	USA	0G438000 and Up	N/A	52-859340T
V-200 DFI Counter Rot, 1.75:1, Non-Ratcheting	1997	USA	0G438000 and Up	N/A	52-859340T
200 (3.0L) DFI Std. Rot, 175:1 Ratio	1998	USA	0G590000 and Up	-	52-859340T
200 (3.0L) Std. Rot, 175:1 Ratio	1998	USA	0G590000 and Up	-	52-859340T
225 (3.0L) DFI Std. Rot 1.75:1 Ratio	1998	USA	0G590000 and Up	-	52-859340T
225 (3.0 Carb) Sea Pro Std. Rot 1.72:1	1994-98	USA	0G437999 and Below	-	52-859340T
225 (3.0 Carb) Sea Pro Std. Rot 1.75:1	1987-88	USA	0G437999 and Below	-	52-859340T
V-220 Std. Rot, 1.87:1 Ratio	1987-88	USA	B117316 and Up	-	52-859340T
V-225 Std. Rot, w/ Pre-load pin in drive shaft	1980-81	USA	5628028 and Up	-	52-859340T
225 (3.0 Carb) EFI Std. 1.62:1 Ratio	1994-98	USA	0D280813 and Up	-	52-859340T
225 (3.0) EFI Std. 1.75:1 Ratio	1995-98	USA	0D129222-0G437999	-	52-859340T
225 (3.0) EFI Std. 1.75:1 Ratio	1995-98	USA	0G438000 and Up	-	52-859340T
225 (3.0) EFI Std. 1.75:1 Ratio	1995-98	USA	0G438000 and Up	-	52-859340T
250 (3.0) EFI Std. 1.75:1 Ratio	1995-98	USA	0G129222-0G437999	-	52-859340T
250 (3.0) EFI Std. 1.75:1 Ratio	1995-98	USA	0G438000 and Up	-	52-859340T
250 (3.0) EFI Std. 1.87:1 Ratio	1995-98	USA	0G438000 and Up	-	52-859340T
250/275 Std. Rotation	1989-94	USA	C101891 and Up	-	52-859340T

SOUTHSIDE MARINE COMPONENTS

SHIFT SHAFT PIN Part No: 17-16179			
SHIFT COMPONENTS – 35-70 HP (2, 3 & 4-CYL.)			
 SHIFT CAM Part No: 76039-4	 OIL SEAL Part No: 26-816464-1	 BUSHING ASSEMBLY Part No: 23-77631A2	 O-RING Part No: 25-25439
SHIFT COMPONENTS – 50, 55, 60 HP (3-CYL.)			
 SPRING Part No: 24-30893	 CLUTCH DOG Part No: 52-850048T	 OIL SEAL Part No: 26-816464-1	 SHIFT CAM Part No: 76039-4
SHIFT COMPONENTS – 55, 60-125 HP (3 & 4-CYL.)			
 SPRING Part No: 24-30893	 CROSS PIN Part No: 17-30632	 SPRING 3 JAW Part No: 24-30622	 OIL SEAL Part No: 26-816464-1
 CLUTCH DOG 3 JAW Part No: 52-822539T	 CLUTCH DOG 6 JAW Part No: 52-850048T	 CAM FOLLOWER KIT Part No: 850315A1	 SHIFT CAM 3 JAW Part No: 76039-4
 SHIFT CAM 6 JAW Part No: 850307	 CLUTCH & CAM FOLLOWER KIT 6 JAW Part No: 52-803489T1		 CLUTCH & CAM FOLLOWER KIT 3 JAW Part No: 52-803488T1
SHIFT COMPONENTS – L4, L6 & V6			
 SPRING Part No: 24-30893	 CLUTCH DOG Part No: 52-853594T	 CLUTCH DOG Part No: 52-822539T	
 OIL SEAL Part No: 26-816464-1	 BUSHING ASSEMBLY Part No: 23-77631A2	 CROSS PIN Part No: 17-30632	

SOUTHSIDE MARINE COMPONENTS

SHIFT COMPONENTS – V6 (3.0L)			
 SPRING Part No: 24-30893	 CROSS PIN Part No: 17-30632	 CLUTCH DOG Part No: 52-853594T	
 CLUTCH DOG Part No: 52-859340T		 OIL SEAL Part No: 26-816464-1	
DRIVE SHAFT COMPONENTS			
Alpha Gearcase for L4, L6 & V6 (65-225 HP)		Late Alpha Gearcase for V6 3.0L	
RETAINING NUT Part No: 824519-1		RETAINING NUT Part No: 824519-1	
BEARING Part No: 31-36387A1		BEARING Part No: 31-36387A1	
PINION BEARING Part No: 387817		PINION BEARING Part No: 387817	
WASHER Part No: 12-92721		WASHER Part No: 12-92721	
PINION NUT Part No: 11-35921		PINION NUT Part No: 11-35921	
DRIVE SHAFT COMPONENTS			
Pre-Load Pin Type Drive Shaft		Retaining Nut Type Drive Shaft	Non-Retaining Nut Type Drive Shaft
 PINION NUT Part No: 313339	BEARING Part No: 31-77420A1		 BEARING Part No: 31-42677A1
	SHIM SET Part No: 15-812769A1		 SHIM SET Part No: 15-44492A1
	PINION NUT Part No: 313339		 PINION NUT Part No: 11-35921

SOUTHSIDE MARINE COMPONENTS

PROP SHAFT COMPONENTS – 25, 30, 40, 50 HP (2 & 3-CYL.)

Late Small Gearcase



PROP SHAFT
BEARING
Part No: 31-21700



REVERSE GEAR
BEARING
Part No: 30-20839T



FORWARD GEAR
INSIDE BEARING
Part No: 31-41326



FORWARD GEAR
OUTSIDE BEARING
Part No: 31-99328A1



TAPERED ROLLER
BEARING
4 Stroke, 40 hp 3 cyl
40-60 hp 4 cyl
Part No: 31-812767A1



PROP SHAFT
OUTER SEAL
Part No: 26-69189



PROP SHAFT
INNER SEAL
Replaces: 321453, 321830
Part No: 26-69188



O-RING FOR BEARING
CARRIER
Replaces: 25-20863, 307082
Part No: 25-815460

PROP SHAFT COMPONENTS – 35-70 HP (2, 3 & 4-CYL.)

Small Gearcase



PROP SHAFT
BEARING
Part No: 31-21700



REVERSE GEAR BEARING
Part No: 30-20839T



FORWARD GEAR
OUTSIDE BEARING
Part No: 31-21739



FORWARD GEAR
OUTSIDE BEARING
Part No: 31-21739



FORWARD GEAR
OUTSIDE BEARING
Part No: 31-38356A1



PROP SHAFT OUTER
SEAL
Part No: 26-69189























PROP SHAFT INNER
SEAL
Part No: 26-69188



O-RING FOR BEARING
CARRIER
Part No: 25-31986

SOUTHSIDE MARINE COMPONENTS

PROP SHAFT COMPONENTS – 50, 55, 60 HP (3-CYL.)			
Late Small Gearcase (3.44in/87.38mm Torpedo Dia.)			
			
PROP SHAFT BEARING Part No: 31-21700	REVERSE GEAR BEARING Part No: 30-20839T	FORWARD GEAR INSIDE BEARING Part No: 31-21739	TAPERED ROLLER BEARING Part No: 31-812767A1
			
FORWARD GEAR OUTSIDE BEARING Part No: 31-30894A1	SHIM SET Part No: 15-812770A1		PROP SHAFT OUTER SEAL Part No: 26-69189
			
PROP SHAFT INNER SEAL Part No: 26-69188		O-RING FOR BEARING CARRIER Replaces: 25-20863 Part No: 25-815460	
PROP SHAFT COMPONENTS – 55, 60-125 HP (3-4 CYL)			
Late Large Gearcase (4.25in/107.95mm Torpedo Dia.) Bigfoot			
			
PROP SHAFT BEARING Part No: 31-30956	THRUST WASHER REVERSE GEAR Part No: 12-12577	THRUST BEARING REVERSE GEAR Part No: 31-12576	FORWARD GEAR INSIDE BEARING Part No: 31-30895
			
SHIM SET Part No: 15-44491A1	PROP SHAFT OUTER SEAL Part No: 26-70081	PROP SHAFT INNER SEAL Replaces: 26-14077, 26-70080 Part No: 26-76868	BEARING CARRIER W/ BEARINGS & SEALS Part No: 12596T2
			
REVERSE GEAR BEARING Part No: 31-12578T	FORWARD GEAR OUTSIDE BEARING Part No: 31-30894A1		O-RING FOR BEARING CARRIER Part No: 25-97386

SOUTHSIDE MARINE COMPONENTS










PROP SHAFT COMPONENTS – L4, L6 & V6 (65-225 HP)

Late Alpha Gearcase (4.75in/120.6mm Torpedo Dia.)

 <p>PROP SHAFT BEARING Replaces: 387247 Part No: 31-30956T</p>	 <p>REVERSE GEAR BEARING Part No: 30-88957T</p>	 <p>FORWARD GEAR INSIDE BEARING Replaces: 31-54928 Part No: 382343</p>	 <p>FORWARD GEAR INSIDE BEARING Part No: 31-73363T</p>
 <p>FORWARD GEAR INSIDE BEARING Part No: 31-30895</p>	 <p>FORWARD GEAR OUTSIDE BEARING Part No: 31-30894A1</p>	 <p>FORWARD GEAR OUTSIDE BEARING Part No: 31-78172A1</p>	 <p>SHIM SET Part No: 15-47397A1</p>
 <p>PROP SHAFT OUTER SEAL Part No: 26-12224</p>	 <p>PROP SHAFT INNER SEAL Replaces: 26-14077,26-70080 Part No: 26-76868</p>	 <p>O-RING FOR BEARING CARRIER Replaces: 25-31534 Part No: 25-896524</p>	

PROP SHAFT COMPONENTS – V6 3.0L (200 DFI, 225 CARB, 225 & 250 EFI)

Late 3.0L Alpha Gen II Gearcase

 <p>PROP SHAFT BEARING Part No: 31-30956</p>	 <p>REVERSE GEAR BEARING Part No: 30-88957T</p>	 <p>THRUST RING Part No: 68100-1</p>	 <p>FORWARD GEAR INSIDE BEARING Part No: 31-30895</p>
 <p>FORWARD GEAR OUTSIDE BEARING (For 1.65:1 Ratio) Part No: 31-35928A1</p>	 <p>FORWARD GEAR OUTSIDE BEARING (For 1.62:1 Ratio) Part No: 31-828439A2</p>	 <p>FORWARD GEAR OUTSIDE BEARING (For 1.75:1 Ratio) Part No: 31-30894A1</p>	 <p>SHIM SET Part No: 15-47397A1</p>
 <p>SHIM SET Part No: 15-44491A1</p>	 <p>PROP SHAFT OUTER SEAL Part No: 26-12224</p>	 <p>PROP SHAFT INNER SEAL Replaces: 26-14077,26-70080 Part No: 26-76868</p>	 <p>O-RING FOR BEARING CARRIER Part No: 25-896524</p>

SOUTHSIDE MARINE COMPONENTS

MODEL	YEAR	THRUST WASHER	SPACER	TAB WASHER	NUT
6-15 HP HALF LENGTH SPINE	1984-UP	42037-1	23-42091-1		11-40140
6-15 HP FULL LENGTH SPLINE	1984-UP	821932	23-42091-1		11-40140
6-15 HP ALL MODELS	1994-UP	821932-1	23-42091-1		11-40140
10 HP, XR10, MAG 10, SEA PRO 10	1990-93	42037	23-42091-1		11-40140
ALL USA 18-25 HP	1980-UP	858498		14-76281	11-88228
18-25 HP THE OTHERS	1980-UP	858498			11-40119-12
25, 30, 40, 45, 50, 60 HP (4 STROKE)	1998-UP	73345A1		14-76281	11-69578A1
30, 40 HP (2 CYL)	1994-UP	73345A1		14-76281	11-69578A1
40 HP (3 CYL)	1997-UP	73345A1		14-76281	11-69578A1
40 HP (4 CYL)	1989-UP	73345A1		14-76281	11-69578A1
50-60 HP (3 CYL)	1991-UP	73345A1		14-76281	11-69578A1
40, 50 HP (FORCE)	1995-99	73345A1		14-76281	11-69578A1
70 HP (FORCE)	1991-95	73345A1		14-76281	11-69578A1
75 HP (FORCE)	1986-98	73345A1		14-76281	11-69578A1
60 HP SEA PRO, MARATHON, BIGFOOT	1987-UP	1319A1		14-816629	11-827614
75-125 HP	1987-UP	1319A1		14-816629	11-827614
90, 120 HP (FORCE)	1995-UP	1319A1		14-816629	11-827614
135-275 HP (V6)	ALL	12-835467Q1		14-816629	11-827614






RECIEVER FOR 135-275hp V6 Part No: 12-31211A2

PROP HARDWARE – 6-15 HP (1 & 2-CYL.)		
 <p>PROP NUT Replaces: 11-13914 Part No: 11-40140</p>	 <p>SPACER Part No: 23-42091-1</p>	 <p>THRUST WASHER Part No: 42037</p>
 <p>THRUST WASHER Part No: 821932</p>	 <p>THRUST WASHER Part No: 821932-1</p>	 <p>THRUST WASHER Part No: 42037-1</p>

SOUTHSIDE MARINE COMPONENTS

PROP HARDWARE – 18-25 HP (2-CYL.)			
			
PROP NUT Part No: 11-40119-12	PROP NUT Part No: 11-88228	THRUST WASHER Part No: 858498	TAB WASHER Part No: 14-76281
PROP HARDWARE – 30-75 HP (2, 3 & L4-CYL.)			
			
PROP NUT Part No: 11-69578A1	TAB WASHER Part No: 14-76281	THRUST WASHER Part No: 73345A1	
PROP HARDWARE – 60-120 HP (INLINE 4-CYL)			
			
TAB WASHER Part No: 14-816629		THRUST WASHER Part No: 13191A1	
PROP HARDWARE – 70-275 HP (L4 & V6)			
			
THRUST WASHER Brass or Stainless Steel Part No: 12-835467Q1	Prop Nut Part No: 11-827614	TAB WASHER Part No: 14-816629	TAB WASHER RECIEVER Part No: 12-31211A2

STAINLESS STEEL TILT TUBES

 <p>7/8" O.D. x 12 1/2 "</p> <p>(USES SLN-1 AND SLN-3 NUTS)</p> <p>Part No: STT-1</p>		 <p>1.035" O.D. x 12-1/8"</p> <p>(USES SLN-1 AND SLN-2 NUTS)</p> <p>Part No: STT-3</p>	
			
7/8" x 14 Pitch Stainless Steel Lock Nut Part No: SLN-1	1.0" x 14 Pitch Stainless Steel Jam Nut Part No: SLN-2	7/8" x 14 Pitch Stainless Steel Jam Nut Part No: SLN-3	

MERCURY / MARINER

B4		12 Volt CCW 9 Tooth / 28mm 104mm casing Drive gear: 5014	Suits: 35hp from 1965 - 1969 40hp from 1978 - 1983 50hp from 1965 - 1975 Mercury: 50-30829, 50-32403, 50-32411, 50-37345, 50-38890, 50-38890A1, 50-55601A2, 50-55801A
B5		12 Volt CCW 10 Tooth / 32mm 128mm casing Drive gear: 5005	Suits: 65hp from 1965-71, 80hp from 1969-75, 90hp 1965 only, 95hp from 1966-67, 100hp 66 & 69 only, 110hp from 1966-67 Mercury: 50-29105, 50-30842, 50-31976, 50-32411, 50-7274, 50-45822, 50-48643, 50-55304A1, 50-58788, 50-67341
B11		12 Volt CCW 10 Tooth / 32mm 128mm casing Drive gear: 5005	Suits: 60hp from 1984 - 87, 65hp from 1972 - 76, 70hp from 1977 - 89, 75hp from 1984- 99 80hp from 1979- 89, 85hp from 1976-77, 90hp from 1987-99 Mercury: 50-57485, 50-60315, 50-65436, 50-66015, 50-66015-2, 50-88119
B13		12 Volt CCW 10 Tooth / 32mm 104mm casing Drive gear: 5005	Suits: 40hp from 1989-97, 45hp from 1986-89 Mercury: 50-44369, 50-44369A1, 50-73521
B15		12 Volt CCW 8 Tooth / 27mm 156mm casing Drive gear: 5002	Suits: 2.0L 135hp from 1986-00, 2.0L 150hp from 1978-05, 175hp from 1976-00, 200hp from 1978-04 Mercury: 50-44414, 50-44415, 50-77141, 50-79472, 50-79472-1, 50-79472T2, 50-893893
B22		12 Volt CCW 8 Tooth / 27mm 102mm casing Drive gear: 5002	Suits: 225hp from 1994 - 2000 250hp from 1995 - 2000 300hp Promax Racing from 1998 - 2000 Mercury: 50-818445, 50-818445-2, 50-818445-3, 50-818445-5
B31		12 Volt CCW 10 Tooth / 32mm 102mm casing Drive gear: 5005	Suits: 30hp - 40hp 2 cyl 2 stroke (USA) from 1994 up 40 / 50 / 55 / 60hp 3 cyl 2 stroke(USA) from 1997-2005 Mercury: 50-822462, 50-822462-1, 50-822462T01, 50-893890T, 822462T1, 893890T
B53		12 Volt CCW 10tooth/23.5mm Drive gear: 5010	Suits: 2 stroke 8hp from 1986-94, 9.9hp from 1986-01, 15hp from 1988-02, 18hp from 1980-84, 20hp from 1984-98, 25hp from 1980-03 Mercury: 50-893889T, 50-8M0033984, 50-90983A, 50-90983A1, 50-90983T1

MERCURY / MARINER

B70		12 Volt CCW 10 Tooth / 32mm 156mm casing Drive gear: 5005	Suits: 65hp from 70-71, 80hp from 69-72, 90hp 78-86, 115hp 76-88, 135hp 70-71, 140hp 78-81, 150hp 76-77, 84-85, 175hp from 76-81, 85-88 Mercury: 50-57465, 50-57465A1, 50-57867, 50-58330, 50-72467
B79		12 Volt CCW 8 Tooth / 27mm 129mm casing Drive gear: 5002	Suits: 75hp - 90hp 3 cyl 2 stroke from 1999 up 100hp 4 cyl from 88 - 00, 115hp 4 cyl from 89 - 05 125hp 4 cyl from 1994 - 2004 Mercury: 50-66015-1, 50-66015-3, 50-66015T, 50-66015T1, 50-893891T
B81		12 Volt CCW 9 Tooth / 22mm 156mm casing Drive gear: 5018	Suits: Mercury 115hp - 225hp from 1978 - 2005 Mariner 115hp - 225hp from 1980 - 2000 Note: small diameter drive gear Mercury: 50-856996T, 50-86976
B83		12 Volt CCW 10 Tooth / 32mm 104mm casing Drive gear: 5017	Suits: 35hp - 40hp 2 cyl from 1980 - 1987 Mercury: 50-41583
B89		12 Volt CCW 10 Tooth / 40mm 156mm casing	Suits: 115hp from 1973 - 1977 150hp from 1976 - 1985 175hp from 1976 - 1981, 1985 - 1988 Note: used only when matching MJL4003B Mercury: 50-64975
B110		12 Volt CCW 10 Tooth	Suits: 9.9hp 4 stroke from 1995 - 1998 8hp Bodensee from 1995 - 1998 Mercury: 825991A2
B111		12 Volt CCW 9 Tooth / 29mm 87mm casing Drive gear: 5008	Suits: 25hp 4 stroke from 1998 - 2005 Mercury: 50-830308-1, 50-830308T, 50-859169T, 50-888151T, 50-893886T
B112		12 Volt CCW 9 Tooth / 22mm 165mm casing Drive gear: 5018	Suits: Optimax, 135, 150, 200, 225 from 1998 - 1999 (serial OG386496 - OG960499) Mercury: 50-833153, 50-833153-1, 50-833153-2, 50-833153-5, 50-833153T4

MERCURY / MARINER

B114		12 Volt CCW 9 Tooth / 29mm 102mm casing Drive gear: 5008	Suits: 30hp – 40hp 4 stroke from 1999 up Mercury: 50-854636, 50-859170T, 50-884045T, 50-888160T, 50-893887T, 854636T, 859170T, 893887T
B117		12 Volt CCW 9 Tooth / 28mm 102mm casing	Suits: 50hp 4 stroke from 1995 - 2000 Mercury: 50-834749, 50-859171T
B118		12 Volt CCW 9 Tooth / 29mm 87mm casing Drive gear: 5008	Suits: 9.9hp 4 stroke from 1999 - 2004 15hp 4 stroke from 1998 - 2008 Mercury: 50-852570, 50-852570T, 50-857065, 50-859168, 50-859168T, 859168, 859168T
B129		12 Volt CCW 8 Tooth / 27mm 156mm casing Drive gear: 5002	Suits: Mercury 175, 210, 240 jet drives up to 2001 Mercury: 50-832997, 50-832997-1, 50-832997-2
B168		12 Volt CCW 9 Tooth / 29mm 128mm casing Drive gear: 5008	Suits: Mercury 40hp – 60hp 4 stroke from 2001 up Mercury: 50-859377T, 50-884044T, 50-888161T, 50-893888T
B170		12 Volt CW 10 Tooth / 32mm 156mm casing Drive gear: 5005	Suits: Mercury 2.0L, 2.4L, 2.5L racing engines Mercury: 50-60594A, 50-60594A1, 50-60594T01
DR251		PMGR 12 Volt CCW 14 Tooth	Suits: Mercury 90hp – 350hp from 2001 - 2011 Mariner 115hp – 225hp built 2001 only Mercury: 50-853329T, 50-892339T, 50-892339T01, 50-893892T, 853329T, 892339T, 893892T
HIT52		PMDD 12 Volt CCW 9 Tooth	Suits: Mercury 4 stroke 15hp - 20hp from 2009 up Mercury 4 stroke 25hp - 30hp from 2006 up Mercury 2 stroke 3 cyl 40hp Lightning XR (built Japan) Hitachi: S108-112, S108-120, S108-94 Mercury: 50-853805T03, 853805T03



MERCURY / MARINER

HIT85		PMDD 12 Volt CCW 11 Tooth	Suits: Mariner 2 stroke 25hp from 1980 - 1984 Mariner 2 stroke 30hp from 1980 - 1989 Mariner 2 stroke 40hp from 1981 - 1989 Hitachi: S108-80, S108-80A, S108-80B Mercury: 50-814980M, 50-96359M, 50-97693M
HIT87		DD 12 Volt CCW 9 Tooth	Suits: Mariner 40hp from 1978-1980 Mariner 55hp from 1984-1985 Mariner 60hp from 1978-1983 Hitachi: S114-220, S114-221, E, F, G, H, J Mercury: 50-81490M, 50-92669M, 50-97072M, 50-97072T
HIT121		PMGR 12 Volt CCW 13 Tooth	Suits: 225hp 4 stroke with Hitachi system from 2003 - 2006 Hitachi: S114-860, S114-860N Mercury: 50-888333T
HIT128		PMGR 12 Volt CCW 13 Tooth	Suits: 75hp - 90hp 4 stroke from 2000 - 2005 NOTE: OEM Hitachi unit also available. See S114-828B Hitachi: S114-828B, S114-828C Mercury: 50-804312T1, 804312T1
HIT132		PMGR 12 Volt CCW 13 Tooth	Suits: 75hp - 115hp 4 stroke from 2006 up Hitachi: S114-838A, S114-838B Mercury: 50-881368T, 50-881368T1, 50-881368T2, 881368T1, 881368T2
HIT133		PMDD 12 Volt CCW 10 Tooth	Suits: Mercury 8hp - 9.9hp (209cc) 4 stroke from 2005 - 2011 Hitachi: S106-07B, E, F, S106-12, A, B Mercury: 50-803835T02, 803835T02
HIT164		DD 12 Volt CCW 9 Tooth	Suits: 25hp – 30hp 2 cyl 2 stroke from 2003 up (built Japan) Hitachi: S108-98, S108-98N Tohatsu: 346-76010-0, 346-76010-0A0, 346-76010-0M Mercury: 853805A1
S114-828B		PMGR 12 Volt CCW 13 Tooth	Suits: 75hp - 90hp 4 stroke from 2000 - 2005 NOTE: OEM Hitachi unit. For aftermarket unit, see HIT128 Hitachi: S114-828B, S114-828C Mercury: 50-804312T1, 804312T1



MERCURY / MARINER

S114-838B		PMGR 12 Volt CCW 13 Tooth	Suits: 75hp - 115hp 4 stroke from 2006 up NOTE: OEM Hitachi unit. For aftermarket unit, see HIT132 Hitachi: S114-838A, S114-838B Mercury: 50-881368T, 50-881368T1, 50-881368T2, 881368T1, 881368T2
CNV01		12 Volt Electric start Conversion kit	Suits: 25hp – 30hp 2 cyl 2 stroke from 2003 -2015 (built Japan) Serial: ON055505 up Note: Includes starter, solenoid, rectifier, bracket, neutral safety, battery wires, bolts and installation manual. Mercury: 853805A4
CNV02		12 Volt Electric start Conversion kit	Suits: Mercury Lightning XR 40hp 3 cyl 2 stroke (built Japan) Serial: ON000513 up Note: Includes starter, solenoid, rectifier, bracket, neutral safety, battery wires, bolts and installation manual. Mercury: 804056A1
DR294		IR/IF 12 Volt 70 amp 6 rib pulley 55mm diameter	Suits: Mercury Verado 135hp - 300hp from 2005 on Mercury: 892940T, 892940T01
DR310		IR/IF 12 Volt 50 amp 4 rib pulley	Suits: Mercury 2.5L 115hp – 200hp from 1998 - 2014 Mariner 2.5L 115hp – 225hp Mercury: 857006T, 875285T1, 881248T, 889955, 889955A03
DR313		IR/IF 12 Volt 50 amp 4 rib pulley 58.5mm diameter	Suits: 75hp, 90hp 4 strokes from 2006 - 2014 115hp 4 strokes from 2001 - 2014 NOTE: Top mounting ear threaded Mercury: 897755T, 50-897755T, 8M0063970
DR318		IR/IF 12 Volt 50 amp 4 rib pulley	Suits: Mercury Optimax 75hp – 125hp from 2004 - 2014 Mercury 3.0L Optimax 200hp - 250hp from 1998 - 2014 Mercury: 875286A1, 875286T, 881247A1, 889956
ND171		IR/IF 12 Volt 50 amp 1 V pulley	Suits: Mercury 225hp from 1994 - 2000 Mercury 250hp from 1995 - 2000 Mercury 300hp from 1998 - 2000 Mercury: 821663, 821663-1, 821663-A1 Nippondenso: 101211-3020, 101211-3021



MERCURY / MARINER

ND246		IR/IF 12 Volt 50 amp 4 rib pulley	Suits: 200 Optimax from 1998 - 2000 225 Optimax from 1998 - 2000 Mercury: 828506 Nippondenso: 101211-3380
ND253		IR/IF 12 Volt 60 amp 4 rib pulley	Suits: 135 Optimax for 1998 only (serial OG590000 - OG760299) 150 Optimax for 1998 only (serial OG590000 - OG760299) Mercury: 834832, 834832T2 Nippondenso: 101211-3460
ND626		IR/IF 12 Volt 55 amp 4 rib pulley 64mm diameter	Suits: Mercury 150hp 4 strokes from 2012 up Mercury: 8M0062515, 8M0057693, 8M0065239
TRM5		12 Volt 3 Wire motor and reservoir	Suits: Various Mercury Racing models from 1988 - 1995 Mercury: 67914A2, 76395A2, 76395A5, 88475A5, 92975A28, 92975A6, 93247A4, 93247A7, 79271A4
TRM8		12 Volt 3 Wire motor only	Suits: 150 - 250hp and Mercury Racing models from 1976-1993 Note: for motor, pump reservoir, please see TRM26 Mercury: 891736T, 17649A1, 87828
TRM9		12 Volt 2 Wire motor only	Suits: 135-250hp engines from 1995-up Late model 4 stroke 75-115hp EFI (serial number 2B080987 up) Note: Male bullet terminals Mercury: 828708, 878265A1, 878265A4, 8M0031551, 8M0089940
TRM11		12 Volt 2 Wire motor only	Suits: Mercury, Mariner with integral 3 ram tilt trim and aft fill from 1993 - 1995 Note: includes harness and relays to convert from 2 wire to 3 wire systems Mercury: 811628
TRM26		12 Volt 3 Wire motor, pump reservoir	Suits: 150 - 250hp and Mercury Racing models from 1976-1993 Note: for motor only, please see TRM8 Mercury: 823653A5, 92459A4



MERCURY / MARINER

TRM35		12 Volt 2 Wire motor and reservoir	Suits: Various Mercury, Mariner 65hp - 125hp with single ram tilt systems from 1990 - 1998 Note: includes 2 wire to 3 wire conversion harness Note: Female bullet terminals Mercury: 824051
TRM42		12 Volt 2 wire motor only	Suits; 40hp - 225hp from 1985 - 1992 For 3 ram integral tilt-trim system with fill tubes towards the port side Note: includes harness and relays to convert from 2 wire to 3 wire systems Note: see TRM56 for motor and pump
TRM47		12 Volt 2 Wire motor and reservoir	Suits: Mercury 30hp – 125hp with single ram Mariner 30hp - 125hp with single ram Note: Male bullet terminals Mercury: 893907A02, 809885A1, 809885A2, 809885T2, 811674, 811699, 813447, 819479A1, 819480A1, 885654T1
TRM48		12 Volt 2 Wire	Suits: Various Mercury 25hp – 50hp from 1994 - 2010 Various Mariner 25hp – 50hp from 1994 - 2010 Mercury: 827675A1
TRM56		12 Volt 2 Wire motor and pump	Suits: 40hp – 220hp from 1985 - 1992 For 3 ram integral tilt-trim system with fill tubes towards the port side Note: includes harness and relays to convert from 2 wire to 3 wire systems Mercury: 99186, 99186-1, 99186T Note: see TRM42 for motor only
6001		Start and trim solenoid 12 VOLT 4 Terminal isolated base	Suits: Various Mercury starter applications Mercury Racing trim motor applications Note: Stepped metal base Mercury: 89-818864T, 89-96158, 89-96158T
6002		Start and trim solenoid 12 Volt 4 Terminal isolated base	Suits: Mercury starter apps for 40hp - 140hp from 1984 - 1994 Mercury trim apps for 115hp - 150hp from 1970 - 1978 Mercury: 25661, 25661-1
6008		Start relay 12 Volt 4 Terminal	Suits: various Mercury 4 stroke 9.9 - 90hp from 1999 up Mercury: 89-825096T









MERCURY / MARINER

6009		Start relay 12 Volt 4 Terminal	Suits: Mercury 4 stroke 8hp - 30hp Mercury: 853809001
6010		Start relay 12 Volt 4 Terminal isolated base	Suits: various Mercury 75hp - 250hp from 1994 up Force: 89-F460917-1, F460917-1 Mercury: 89-817109A1, 89-817109A2, 89-817109A3
6011		Start relay 12 Volt 4 Terminal isolated base	Suits: Start applications fpr 15-25hp 2 stroke Mercury: 89-818999A1, 89-818999A2, 89-850188A1, 89-850188T1, 89-825842A1
6021		Start and trim relay 12 Volt 4 Terminal isolated base	Suits: Trim applications for Mercury 65hp - 200hp Start applications 25hp - 115hp Mercury: 89-818997A1, 89-818997A2, 89-818998A1, 89-818998A2, 89-850187A1, 89-850187T1
6100		Starter solenoid 12 VOLT 4 Terminal 3 bolt fitment Delco style	Suits: Mercury Optimax/Verado using(DR251) starter Note: solenoid fitted to housing with 3 bolts(E5 torx head) Mercury:809463A1
6200		Plug connector and wire 12 Volt 2 pin 25cm long wires	Suits: Mercury alternators using Delco 7SI 2 pin socket Note: fits DR294, DR310, DR318
6880		Trim relay 12 Volt 30A/40A	Suits: Various Mercury 25hp-250hp from 1992-2010 Mercury: 828151, 882751A1, 828151A1
9200		Trim relay 12 Volt Harness	Used to convert 2 wire trim motors to 3 wire systems Note: includes Harness, 2 x 20A/30A relays and a 30A blade fuse.



BRUSH SETS

1001		12 VOLT brushes, holder, end cap set	Suits: OMC with american bosch/united tech starter B4, B40, B62, B66, B78, B83, B109, B115
1002		12 VOLT brushes, holder, end cap set	Suits: OMC with american bosch/united tech starter B36, B109
1005		12 VOLT brushes, holder, end cap set	Suits: Mercury with american bosch/united tech starter B3, B5, B22, B115
1019		12 VOLT brushes, holder, end cap set	Suits: Chrysler with american bosch/united tech starter B10
1023		12 VOLT brushes, holder, end cap set	Suits: Mercury with american bosch/ united tech starter B11, B15, B70, B79, B81
7500		12 VOLT brush set only	Suits: Various American Bosch models shown below. B3, B4, B10, B11, B13, B15, B19, B21, B22, B28, B32, B40, B51, B62 B66, B78, B79, B81, B103, B109, B114, B115, B117, B129








DRIVE COMPONENTS

5001		Drive Bendix CCW 19 Tooth	Suits: Kawasaki, Yamaha, Polaris PWC using U23, U26, U35 starters Kawasaki: 13101-3706 Yamaha: 6M6-8183E-00-00
5002		Drive Gear CCW 8 Tooth OD: 27.2mm ID: 12.1mm	Suits: various Mercury 75 - 300hp 2 stroke (B3, B15, B22, B79, B129) OMC 150 -235hp from 1977-1995 (B3) Mercury: 13310T1, 75660 OMC: 387683
5003		Drive Gear CCW 9 Tooth OD: 35.8mm ID: 12.9mm	Suits: OMC 20hp - 75hp (B36, B39, B40, B78, B115) OMC: 384781
5004		Drive Gear CCW 9 Tooth OD: 36.45mm ID: 12.19mm	Suits: OMC 20hp - 75hp (B36, B39, B40, B78, B115) Note: 2 piece rubber friction clutch version OMC: 586101
5005		Drive Gear CCW 10 Tooth OD: 32mm ID: 13mm	Suits: OMC V4 85 - 140hp (B62, B66) Mercury outboards using B5, B11, B13, B31, B70, B170 starters Mercury: 68575 3 OMC: 385949
5006		Drive Gear CCW 10 Tooth OD: 32mm ID: 12.2mm	Suits: OMC V4 85 - 140hp (B62, B66) OMC 9.9-15hp 4 stroke from 1995 - 2001 (B103) OMC 25 - 35hp 3 cyl from 1996 - 2001 (B104) Note: 2 piece rubber friction clutch version OMC: 586100
5007		Drive Gear CCW 11 Tooth OD: 42.9mm ID: 12.9mm	Suits: OMC 25-40hp starters (B109) OMC: 341648
5008		Drive Gear CCW 9 Tooth OD: 29mm ID: 11.9mm	Suits: Mercury 9.9hp - 40hp 4 strokes (B111, B114, B118) Yamaha 25hp - 40hp 4 strokes (B111, B114, B132) Evinrude E-TEC 15hp - 90hp from 2004 - 2012 (B147) Mercury: 68575 2, 891754T Yamaha: 65W-81807-00

DRIVE COMPONENTS

5009		<p>Drive Gear</p> <p>CCW</p> <p>10 Tooth</p> <p>OD: 40mm</p> <p>ID: 12.9mm</p>	<p>Suits:</p> <p>Chrysler 20hp - 35hp from 1972 - 1984 (B82)</p> <p>Force 25hp - 35hp from 1986 - 1996 (B82)</p> <p>Chrysler: F15150</p>
5010		<p>Drive Gear</p> <p>CCW</p> <p>10 Tooth</p> <p>OD: 23.7mm</p> <p>ID: 10.6mm</p>	<p>Suits:</p> <p>Mercury 2 stroke USA 8hp - 25hp from 1984 - 2003 (B53)</p> <p>Mercury: 96562</p>
5011		<p>Drive Gear</p> <p>CCW</p> <p>11 Tooth</p> <p>OD: 42.6mm</p> <p>ID: 12.9mm</p>	<p>Suits:</p> <p>Chrysler 35hp - 55hp from 1967 - 1984 (B51)</p> <p>Force: F15182</p>
5012		<p>Drive Gear</p> <p>CW</p> <p>11 Tooth</p> <p>OD: 29.8mm</p> <p>ID: 12.1mm</p>	<p>Suits:</p> <p>Mercuriser, Volvo Penta PMGR offset starter (A)</p> <p>Delco: 10475616</p>
5013		<p>Drive Gear</p> <p>CW</p> <p>11 Tooth</p> <p>OD: 29.3mm</p> <p>ID: 12.1mm</p>	<p>Suits:</p> <p>Mercuriser, Volvo Penta PMGR inline bolt starter (C)</p> <p>Mercury: 811896</p>
5014		<p>Drive Gear</p> <p>CCW</p> <p>9 Tooth</p> <p>OD: 28.6mm</p> <p>ID: 12.2mm</p>	<p>Suits:</p> <p>Mercury 35hp 1965- 69, 40hp 1978 - 83, 50hp 1965 - 75 (B4)</p> <p>Mercury: 57380</p>
5015		<p>Drive Gear</p> <p>CCW</p> <p>9 Tooth</p> <p>OD: 29.2mm</p> <p>ID: 13mm</p>	<p>Suits:</p> <p>Chrysler 70hp - 140hp from 1965 - 1984 (B10)</p> <p>Force 70hp - 150hp from 1983 - 1997 (B10)</p> <p>Chrysler: F15118</p> <p>Force: 819222A1</p>
5016		<p>Drive Gear</p> <p>CCW</p> <p>9 Tooth</p> <p>OD: 28.8mm</p> <p>ID: 12.3mm</p>	<p>Suits:</p> <p>Force 75hp - 120hp from 1998 - 1999 (B28)</p> <p>Mercury: 820583</p>

DRIVE COMPONENTS

5017		Drive Gear CCW 10 Tooth OD: 31mm ID: 12.2mm	Suits: Mercury 35hp - 40hp 2 cyl from 1980 - 1987 (B83) Mercury: 43076
5018		Drive Gear CCW 9 Tooth OD: 21.6mm ID: 9.7mm	Suits: Mercury 115hp - 225hp from 1978 - 2005 (B81) Optimax 135, 150, 200, 225 from 1998 - 1999 (B112) Mercury: 86177
5019		Drive Gear CCW 13 Tooth OD: 38.1mm ID: 13.1mm	Suits: Force 40hp - 50hp from 1992 - 1999 (B21, B32) Force: 811902
5020		Drive Gear CCW 9 Tooth OD: 28.7mm ID: 12.1mm	Suits: Yamaha 60-70hp 2 Stroke from 1984 - 2010 (HIT86) Yamaha 40-50hp 2 Stroke from 1984 - 1988 (HIT134) Yamaha: 6H3-81807-10
5021		Drive Gear CCW 9 Tooth OD: 28.7mm ID: 12.5mm	Suits: 115hp - 200hp 2 stroke from 1991 - 2010 (HIT88) Yamaha: 6N7-81807-00
5022		Drive Gear CCW 11 Tooth OD: 33.5mm ID: 12mm	Suits: Various 9.9hp - 50hp 2 stroke from 87 - 11, F9.9 from 2010 up (HIT131) 2 cyl 25hp - 30hp 2 stroke from 1984 - 2018 (HIT85) 2 cyl 40hp 2 stroke from 1990 - 1997 (HIT85) F15 from 2008 up, F20 from 2008 up (HIT125) Yamaha: 689-81807-12
5999		Stationary Gear	Suits: Delco Remy PG260 gear reduction starters Delco: 10450720

7.5E	85-78	10.9ci-7.5 H.P.	50-78011	B143
7.5EL	85-78	10.9ci-7.5 H.P.	50-78011	B143
9.8E	85-78	10.9ci-9.8 H.P.	50-78011	B143
9.8EL	85-78	10.9ci-9.8 H.P.	50-78011	B143

8HP	94-86	12.8ci-8.0 H. P.	50-90983A1	B53
9.9E	90-86	12.8ci-9.9 H. P.	50-90983A1	B53
9.9EH	89-88	12.8ci-9.9 H. P.	50-90983A1	B53
9.9EL	89-86	12.8ci-9.9 H. P.	50-90983A1	B53
9.9ELRC	94-90	12.8ci-9.9 H. P.	50-90983A1	B53
9.9ELRC	01-99	16.0ci-9.9 H.P.	50-90983T1	B53
9.9ELRC	98-95	16.0ci-9.9 H.P.	50-90983A1	B53
15EH	88	12.8ci-15 H.P.	50-90983A1	B53
15EH	05-99	16.0ci-15 H.P.	50-90983T1	B53
15EH	98-89	16.0ci-15 H.P.	50-90983A1	B53
15EL	88	12.8ci-15 H.P.	50-90983A1	B53
15EL	02-99	16.0ci-15 H.P.	50-90983T1	B53
15EL	98-89	16.0ci-15 H.P.	50-90983A1	B53
15ELH	88	12.8ci-15 H.P.	50-90983A1	B53
15ELH	02-99	16.0ci-15 H.P.	50-90983T1	B53
15ELH	98-89	16.0ci-15 H.P.	50-90983A1	B53
18E	84-80	24.4ci-18 H.P.	50-90983A1	B53
18EL	84-80	24.4ci-18 H.P.	50-90983A1	B53
20E	88-84	24.4ci-20 H.P.	50-90983A1	B53
20EH	98-97	24.4ci-20 H.P.	50-90983A1	B53
20EL	98-84	24.4ci-20 H.P.	50-90983A1	B53
25E	05-99	24.4ci-25 H.P.	50-90983T1	B53
25E	98-80	24.4ci-25 H.P.	50-90983A1	B53
25EH	05-99	24.4ci-25 H.P.	50-90983T1	B53
25EH	98-85	24.4ci-25 H.P.	50-90983A1	B53
25EL	05-99	24.4ci-25 H.P.	50-90983T1	B53
25EL	98-80	24.4ci-25 H.P.	50-90983A1	B53
25ELH	05-99	24.4ci-25 H.P.	50-90983T1	B53
25ELH	98-85	24.4ci-25 H.P.	50-90983A1	B53

30ELO	90-87	30.3ci-30 H.P.	50-97693M	HIT85
30E0	90-87	30.3ci-30 H.P.	50-97693M	HIT85

35E	85-84	33.3ci-35 H.P.	50-41583	B83
35EH	84	33.3ci-35 H.P.	50-41583	B83
35EL	85-84	33.3ci-35 H.P.	50-41583	B83
35ELH	85-84	33.3ci-35 H.P.	50-41583	B83
35ELO	87-86	33.3ci-35 H.P.	50-41583	B83



35ELPT	85	33.3ci-35 H.P.	50-41583	B83
35ELPTO	87-86	33.3ci-35 H.P.	50-41583	B83
35E0	87-86	33.3ci-35 H.P.	50-41583	B83
40E	83-80	33.3ci-40 H.P.	50-41583	B83
40EH	83-80	33.3ci-40 H.P.	50-41583	B83
40EL	83-80	33.3ci-40 H.P.	50-41583	B83
40ELH	83-80	33.3ci-40 H.P.	50-41583	B83

35HP	69-66	35 H.P.	50-38890	B4
35HP	65	35 H.P.	50-30829	B4
40E	83-80	33.3ci-40 H.P.	50-55601A2	B4
40E	79-78	33.3ci-40 H.P.	50-55601A2	B4
40EH	83-80	33.3ci-40 H.P.	50-55601A2	B4
40EH	79	33.3ci-40 H.P.	50-55601A2	B4
40EL	83-80	33.3ci-40 H.P.	50-55601A2	B4
40EL	79-78	33.3ci-40 H.P.	50-55601A2	B4
40ELH	83-80	33.3ci-40 H.P.	50-55601A2	B4
40ELH	79	33.3ci-40 H.P.	50-55601A2	B4
40HP	77-70	33.3ci-40 H.P.	50-55801A	B4
50HP	75	43.9ci-50 H.P.	50-55801A	B4
50HP	74-71	43.9ci-50 H.P.	50-55801A	B4
50HP	74-71	43.9ci-50 H.P.	50-38890	B4
50HP	70-68	43.9ci-50 H.P.	50-38890	B4
50HP	67-66	43.9ci-50 H.P.	50-30829	B4
50HP	67-66	43.9ci-50 H.P.	50-38890	B4
50HP	67-66	43.9ci-50 H.P.	50-37345	B4
50HP	65	43.9ci-50 H.P.	50-30829	B4

30EHO	02-00	39.3ci-30 H.P.	50-822462-1	B31
30EHO	99-98	39.3ci-30 H.P.	50-822462	B31
30EHO	99-98	39.3ci-30 H.P.	50-822462-1	B31
30EHO	97-95	39.3ci-30 H.P.	50-822462	B31
30ELHO	02-00	39.3ci-30 H.P.	50-822462-1	B31
30ELHO	99-98	39.3ci-30 H.P.	50-822462	B31
30ELHO	99-98	39.3ci-30 H.P.	50-822462-1	B31
30ELHO	97-95	39.3ci-30 H.P.	50-822462	B31
30ELO	02-00	39.3ci-30 H.P.	50-822462-1	B31
30ELO	99-98	39.3ci-30 H.P.	50-822462	B31
30ELO	99-98	39.3ci-30 H.P.	50-822462-1	B31
30ELO	97-94	39.3ci-30 H.P.	50-822462	B31
30ELPTO	01-00	39.3ci-30 H.P.	50-822462-1	B31
30ELPTO	99-98	39.3ci-30 H.P.	50-822462	B31
30ELPTO	99-98	39.3ci-30 H.P.	50-822462-1	B31
30ELPTO	97-95	39.3ci-30 H.P.	50-822462	B31



30E0	02-00	39.3ci-30 H.P.	50-822462-1	B31
30E0	99-98	39.3ci-30 H.P.	50-822462	B31
30E0	99-98	39.3ci-30 H.P.	50-822462-1	B31
30E0	97-94	39.3ci-30 H.P.	50-822462	B31
40ELHPTO	97	43.9ci-40 H.P.	50-822462	B31
40ELHPTO	05-00	59.0ci-40 H.P.	50-822462-1	B31
40ELHPTO	99	59.0ci-40 H.P.	50-822462-1	B31
40ELHPTO	98	59.0ci-40 H.P.	50-822462	B31
40ELO	97	43.9ci-40 H.P.	50-822462	B31
40ELO	97	43.9ci-40 H.P.	50-822462	B31
40ELO	04-00	59.0ci-40 H.P.	50-822462-1	B31
40ELO	99	59.0ci-40 H.P.	50-822462	B31
40ELO	99	59.0ci-40 H.P.	50-822462-1	B31
40ELO	99	59.0ci-40 H.P.	50-822462-1	B31
40ELO	98	59.0ci-40 H.P.	50-822462	B31
40ELO	98	59.0ci-40 H.P.	50-822462	B31
40ELPT 4-Stroke	98	45.6ci-40 H.P.	50-822462	B31
40ELPTO	97	43.9ci-40 H.P.	50-822462	B31
40ELPTO	97	43.9ci-40 H.P.	50-822462	B31
40ELPTO	05-00	59.0ci-40 H.P.	50-822462-1	B31
40ELPTO	99	59.0ci-40 H.P.	50-822462	B31
40ELPTO	99	59.0ci-40 H.P.	50-822462-1	B31
40ELPTO	99	59.0ci-40 H.P.	50-822462-1	B31
40ELPTO	98	59.0ci-40 H.P.	50-822462	B31
40ELPTO	98	59.0ci-40 H.P.	50-822462	B31
40E0	97	43.9ci-40 H.P.	50-822462	B31
40E0	97	43.9ci-40 H.P.	50-822462	B31
40E0	05-00	59.0ci-40 H.P.	50-822462-1	B31
40E0	99	59.0ci-40 H.P.	50-822462	B31
40E0	99	59.0ci-40 H.P.	50-822462-1	B31
40E0	99	59.0ci-40 H.P.	50-822462-1	B31
40E0	98	59.0ci-40 H.P.	50-822462	B31
40E0	98	59.0ci-40 H.P.	50-822462	B31
40E0 Jet 30	97	43.9ci-40 H.P.	50-822462	B31
40E0 Jet 30	04-00	59.0ci-40 H.P.	50-822462-1	B31
40E0 Jet 30	99	59.0ci-40 H.P.	50-822462-1	B31
40E0 Jet 30	98	59.0ci-40 H.P.	50-822462	B31
50ELHPTO	05-99	59.0ci-50 H.P.	50-822462-1	B31
50ELHPTO	98	59.0ci-50 H.P.	50-822462	B31
50ELO	02-99	59.0ci-50 H.P.	50-822462-1	B31
50ELO	98	59.0ci-50 H.P.	50-822462	B31
50ELPTO	09-99	59.0ci-50 H.P.	50-822462-1	B31
50ELPTO	98	59.0ci-50 H.P.	50-822462	B31
60ELHPTO	02-99	59.0ci-60 H.P.	50-822462-T	B31



60ELHPTO	98	59.0ci-60 H.P.	50-822462	B31
60ELO	02-99	59.0ci-60 H.P.	50-822462-T	B31
60ELO	98	59.0ci-60 H.P.	50-822462	B31
60ELPTO	05-99	59.0ci-60 H.P.	50-822462-T	B31
60ELPTO	98	59.0ci-60 H.P.	50-822462	B31
60ELPTO Big Foot	05-99	59.0ci-60 H.P.	50-822462-T	B31
60ELPTO Big Foot	98	59.0ci-60 H.P.	50-822462	B31
60E0	02-99	59.0ci-60 H.P.	50-822462-T	B31
60E0	98	59.0ci-60 H.P.	50-822462	B31
60E0 Jet 45	05-99	59.0ci-60 H.P.	50-822462-T	B31
60E0 Jet 45	98	59.0ci-60 H.P.	50-822462	B31

50ELO	87-86	49.8ci-50 H.P.	50-65436	B11
50ELPTO	87-86	49.8ci-50 H.P.	50-65436	B11
60E	84	49.8ci-60 H.P.	50-65436	B11
60EL	85-84	49.8ci-60 H.P.	50-65436	B11
60ELO	87-86	49.8ci-60 H.P.	50-65436	B11
60ELPT	85-84	49.8ci-60 H.P.	50-65436	B11
60ELPTO	87-86	49.8ci-60 H.P.	50-65436	B11
65HP	76	65 H.P.	50-65436	B11
65HP	75-73	65 H.P.	50-65436	B11
65HP	75-73	65 H.P.	50-60315	B11
65HP	72	65 H.P.	50-60315	B11
70E	83-80	49.8ci-70 H.P.	50-65436	B11
70E	79-78	49.8ci-70 H.P.	50-65436	B11
70EL	83-80	49.8ci-70 H.P.	50-65436	B11
70EL	79-78	49.8ci-70 H.P.	50-65436	B11
70ELPT	83-80	49.8ci-70 H.P.	50-65436	B11
70ELPT	89-87	71.1ci-70 H.P.	50-66015	B11
70ELPTO	89-87	71.1ci-70 H.P.	50-66015	B11
70HP	77	49.8ci-70 H.P.	50-65436	B11
75EL	85-84	66.6ci-75 H.P.	50-66015	B11
75ELHPTO	93-89	71.1ci-75 H.P.	50-66015	B11
75ELHPTO	99	84.6ci-75 H.P.	50-66015	B11
75ELHPTO	98-94	84.6ci-75 H.P.	50-66015	B11
75ELO	86	66.6ci-75 H.P.	50-66015	B11
75ELO	91-87	71.1ci-75 H.P.	50-66015	B11
75ELPT	85-84	66.6ci-75 H.P.	50-66015	B11
75ELPTO	86	66.6ci-75 H.P.	50-66015	B11
75ELPTO	93-87	71.1ci-75 H.P.	50-66015	B11
75ELPTO	99	84.6ci-75 H.P.	50-66015	B11
75ELPTO	98-94	84.6ci-75 H.P.	50-66015	B11
80E	82-78	66.6ci-80 H.P.	50-66015	B11
80EL	83-78	66.6ci-80 H.P.	50-66015	B11



80ELO	89-87	71.1ci-80 H.P.	50-66015	B11
80ELPT	83-79	66.6ci-80 H.P.	50-66015	B11
80ELPTO	89-87	71.1ci-80 H.P.	50-66015	B11
85HP	77-76	85 H.P.	50-66015	B11
90ELHPTO	93-91	1.2L-71.1ci-90 H.P.	50-66015	B11
90ELHPTO	99	1.4L-84.6ci-90 H.P.	50-66015	B11
90ELHPTO	98-94	1.4L-84.6ci-90 H.P.	50-66015	B11
90ELO	88-87	1.2L-71.1ci-90 H.P.	50-66015	B11
90ELPTO	93-87	1.2L-71.1ci-90 H.P.	50-66015	B11
90ELPTO	99	1.4L-84.6ci-90 H.P.	50-66015	B11
90ELPTO	98-94	1.4L-84.6ci-90 H.P.	50-66015	B11
90ELPTO Coastal	99	1.4L-84.6ci-90 H.P.	50-66015	B11
90ELPTO Jet 65	99	1.4L-84.6ci-90 H.P.	50-66015	B11
90ELPTO Jet 65	98-94	1.4L-84.6ci-90 H.P.	50-66015	B11
100HP	69	100 H.P.	50-55304A-1	B11

65HP	65	65 H.P.	50-37274	B5
80HP	72-69	80 H.P.	50-58788	B5
80HP	72-69	80 H.P.	50-45822	B5
85HP	75-73	85 H.P.	50-58788	B5
85HP	75-73	85 H.P.	50-67341	B5
90HP	65	90 H.P.	50-37274	B5
95HP	67-66	95 H.P.	50-37274	B5
95HP	67-66	95 H.P.	50-45822	B5
100HP	65	100 H.P.	50-31976	B5
110HP	67-66	110 H.P.	50-37274	B5
110HP	67-66	110 H.P.	50-45822	B5
125HP	69-68	125 H.P.	50-48643	B5
65HP	71-70	65 H.P.	50-57867	B70
80HP	72-69	80 H.P.	50-57867	B70
90EL	85-78	1.6L-99.8ci-90 H.P.	50-72467	B70
90ELO	86	1.6L-99.8ci-90 H.P.	50-72467	B70
90ELPT	85-78	1.6L-99.8ci-90 H.P.	50-72467	B70
90ELPTO	86	1.6L-99.8ci-90 H.P.	50-72467	B70
115EL	85-78	1.6L-99.8ci-115 H.P.	50-72467	B70
115EL	77-76	1.6L-99.8ci-115 H.P.	50-72467	B70
115ELPT	85-78	1.6L-99.8ci-115 H.P.	50-72467	B70
115ELPT	77-76	1.6L-99.8ci-115 H.P.	50-72467	B70
115ELPTO	88-86	1.6L-99.8ci-115 H.P.	50-72467	B70
115EXLPT	85-78	1.6L-99.8ci-115 H.P.	50-72467	B70
115EXLPTO	88-86	1.6L-99.8ci-115 H.P.	50-72467	B70
115HP	74-73	115 H.P.	50-72467	B70
115HP	72-70	115 H.P.	50-57465A1	B70



135HP	71-70	135 H.P.	50-57465A1	B70
140EL	81-78	1.6L-99.8ci-140 H.P.	50-72467	B70
140ELPT	81-78	1.6L-99.8ci-140 H.P.	50-72467	B70
150EL	77-74	2.0L-121.9ci-150 H.P.	50-72467	B70
150ELPT	85-78	2.0L-121.9ci-150 H.P.	50-72467	B70
150ELPT	77-76	2.0L-121.9ci-150 H.P.	50-72467	B70
150ELPTO XR2	85-84	2.0L-121.9ci-150 H.P.	50-72467	B70
150ELXPTO	85-84	2.0L-121.9ci-150 H.P.	50-72467	B70
150EXLPT	85-78	2.0L-121.9ci-150 H.P.	50-72467	B70
150HP	77-73	150 H.P.	50-72467	B70
175ELPT	81-76	2.0L-121.9ci-175 H.P.	50-72467	B70
175ELPTO	88-85	2.3L-142.2ci-175 H.P.	50-72467	B70
175EXLPT	81-78	2.0L-121.9ci-175 H.P.	50-72467	B70
175EXLPTO	88-85	2.3L-142.2ci-175 H.P.	50-72467	B70



75ELH	00	84.6ci-75 H.P.	50-66015T-1	B79
75ELHPTO	02-00	84.6ci-75 H.P.	50-66015T-1	B79
75ELHPTO	99	84.6ci-75 H.P.	50-66015T-1	B79
75ELPTO	04-00	84.6ci-75 H.P.	50-66015T-1	B79
75ELPTO	99	84.6ci-75 H.P.	50-66015T-1	B79
90ELHPTO	02-00	1.4L-84.6ci-90 H.P.	50-66015T-1	B79
90ELHPTO	99	1.4L-84.6ci-90 H.P.	50-66015T-1	B79
90ELPTO	09-00	1.4L-84.6ci-90 H.P.	50-66015T-1	B79
90ELPTO	99	1.4L-84.6ci-90 H.P.	50-66015T-1	B79
90ELPTO Coastal	99	1.4L-84.6ci-90 H.P.	50-66015T-1	B79
90ELPTO Saltwater	05-00	1.4L-84.6ci-90 H.P.	50-66015T-1	B79
90ELPTO Jet 65	06-00	1.4L-84.6ci-90 H.P.	50-66015T-1	B79
90ELPTO Jet 65	99	1.4L-84.6ci-90 H.P.	50-66015T-1	B79
90EXLPTO Saltwater	05-00	1.4L-84.6ci-90 H.P.	50-66015T-1	B79
100ELPTO	93-88	1.7L-105ci-100 H.P.	50-66015-1	B79
100ELPTO	00-94	1.9L-113ci-100 H.P.	50-66015-3	B79
100EXLPTO	89-88	1.7L-105ci-100 H.P.	50-66015-1	B79
100EXLHPTO	00-97	1.9L-113ci-100 H.P.	50-66015-3	B79
115ELPTO	93-89	1.7L-105ci-115 H.P.	50-66015-1	B79
115ELPTO	05-94	1.9L-113ci-115 H.P.	50-66015-3	B79
115ELPTO Coastal	01-00	1.9L-113ci-115 H.P.	50-66015T-1	B79
115ELPTO Coastal	99	1.9L-113ci-115 H.P.	50-66015-3	B79
115ELPTO Jet 80	05-94	1.9L-113ci-115 H.P.	50-66015-3	B79
115ELPTO Saltwater	05-00	1.9L-113ci-115 H.P.	50-66015-3	B79
115EXLPTO	93-89	1.7L-105ci-115 H.P.	50-66015-1	B79
115EXLPTO Saltwater	05-94	1.9L-113ci-115 H.P.	50-66015-3	B79
125ELPTO	04-94	1.9L-113ci-125 H.P.	50-66015-3	B79
125ELPTO Saltwater	04-02	1.9L-113ci-125 H.P.	50-66015-3	B79
125EXLPTO	01-94	1.9L-113ci-125 H.P.	50-66015-3	B79



125EXLPTO Saltwater	04-02	1.9L-113ci-125 H.P.	50-66015-3	B79
---------------------	-------	---------------------	------------	---------------------

75ELPT EFI 4-Stroke	09-06	1.7L-105ci-75 H.P.	50-881368T	HIT132
90ELPT EFI 4-Stroke	09-06	1.7L-105ci-90 H.P.	50-881368T2	HIT132
90ELXPT EFI 4-Stroke	09-06	1.7L-105ci-90 H.P.	50-881368T2	HIT132
115ELPT EFI 4-Stroke	09-01	1.7L-105ci-115 H.P.	50-881368T1	HIT132
115ELPT EFI Saltwater 4-Str05-04		1.7L-105ci-115 H.P.	50-881368T1	HIT132
115EXLPT EFI 4-Stroke	09-06	1.7L-105ci-115 H.P.	50-881368T1	HIT132
115EXLPT EFI Saltwater 4-S05-01		1.7L-105ci-115 H.P.	50-881368T1	HIT132

75ELHPT 4-Stroke	01-00	84.6ci-75 H.P.	50-804312T1	HIT128
75ELPT 4-Stroke	05-00	84.6ci-75 H.P.	50-804312T1	HIT128
90ELHPT 4-Stroke	01-00	1.6L-97.4ci-90 H.P.	50-804312T1	HIT128
90ELPT 4-Stroke	05-00	1.6L-97.4ci-90 H.P.	50-804312T1	HIT128
90ELPT Saltwater 4-Stroke	05-04	1.6L-97.4ci-90 H.P.	50-804312T1	HIT128
90EXLPT Saltwater 4-Stroke	05-01	1.6L-97.4ci-90 H.P.	50-804312T1	HIT128

90ELPT Optimax	09-06	92.9ci-90 H.P. DFAIL	50-892339T	DR251
90EXLPT Optimax	09-06	92.9ci-90 H.P. DFAIL	50-892339T	DR251
115ELPT Optimax	09-04	92.9ci-115 H.P. DDelcc	50-853329T	DR251
115ELPT Saltwater Optimax	05-04	92.9ci-115 H.P. DDelcc	50-853329T	DR251
115EXLPT Optimax 09-04		92.9ci-115 H.P. DDelcc	50-853329T	DR251
115EXLPT Saltwater Optima05-04		92.9ci-115 H.P. DDelcc	50-853329T	DR251
135CXL Optimax	09-06	2.5L-153.0ci-135 H.P.	50-853329T	DR251
135CXL Optimax	05-01	2.5L-153.0ci-135 H.P.	50-853329T	DR251
135CXL Verado 4-Stroke	09-06	1.7L-105.7-135 H.P.	50-853329T	DR251
135L Optimax	09-06	2.5L-153.0ci-135 H.P.	50-853329T	DR251
135L Optimax	05-01	2.5L-153.0ci-135 H.P.	50-853329T	DR251
135L Verado 4-Stroke	09-06	1.7L-105.7-135 H.P.	50-853329T	DR251
135XL Optimax	09-06	2.5L-153.0ci-135 H.P.	50-853329T	DR251
135XL Optimax	05-01	2.5L-153.0ci-135 H.P.	50-853329T	DR251
135XL Verado 4-Stroke	09-06	1.7L-105.7-135 H.P.	50-853329T	DR251
150 EFI	09-06	2.5L-153.0ci-150 H.P.	50-853329T	DR251
150CXL Optimax	09-06	2.5L-153.0ci-150 H.P.	50-853329T	DR251
150CXL Optimax	05-00	2.5L-153.0ci-150 H.P.	50-853329T	DR251
150CXL Verado 4-Stroke	09-06	1.7L-105.7-150 H.P.	50-853329T	DR251
150L Optimax	09-06	2.5L-153.0ci-150 H.P.	50-853329T	DR251
150L Optimax	05-00	2.5L-153.0ci-150 H.P.	50-853329T	DR251
150L Verado 4-Stroke	09-06	1.7L-105.7-150 H.P.	50-853329T	DR251
150XL EFI	09-06	2.5L-153.0ci-150 H.P.	50-853329T	DR251
150XL Optimax	09-06	2.5L-153.0ci-150 H.P.	50-853329T	DR251
150XL Optimax	05-00	2.5L-153.0ci-150 H.P.	50-853329T	DR251
150XL Verado 4-Stroke	09-06	1.7L-105.7-150 H.P.	50-853329T	DR251
175CXL Optimax	09-03	2.5L-153.0ci-175 H. P.	50-853329T	DR251



175L Optimax	09-01	2.5L-153.0ci-175 H. P.	50-853329T	DR251
175L Pro XS Optimax	09-08	2.5L-153.0ci-175 H. P.	50-853329T	DR251
175L Verado 4-Stroke	09-06	1.7L-105.7-175 H.P.	50-853329T	DR251
175XL Optimax	09-02	2.5L-153.0ci-175 H. P.	50-853329T	DR251
175XL Pro XS Optimax	09-08	2.5L-153.0ci-175 H. P.	50-853329T	DR251
175XL Verado 4-Stroke	09-06	1.7L-105.7-175 H.P.	50-853329T	DR251
200 Optimax Jet Drive	02-01	2.5L-153.0ci-210 H.P.	50-853329T	DR251
200CXL Optimax	09-01	3.0L-185.0ci-200 H.P.	50-853329T	DR251
200CXL DTS Optimax	09-05	3.0L-185.0ci-200 H.P.	50-853329T	DR251
200CXL Verado 4-Stroke	09-08	1.7L-105.7ci-200 H.P.	50-853329T	DR251
200CXL Verado 4-Stroke	09-05	2.6L-158.5ci-200 H.P.	50-853329T	DR251
200CXXL Optimax	02-01	3.0L-185.0ci-200 H.P.	50-853329T	DR251
200L Optimax	09-01	3.0L-185.0ci-200 H.P.	50-853329T	DR251
200L DTS Optimax	09-05	3.0L-185.0ci-200 H.P.	50-853329T	DR251
200L Verado 4-Stroke	09-08	1.7L-105.7ci-200 H.P.	50-853329T	DR251
200L Verado 4-Stroke	09-05	2.6L-158.5ci-200 H.P.	50-853329T	DR251
200XL Optimax	09-01	3.0L-185.0ci-200 H.P.	50-853329T	DR251
200XL DTS Optimax	09-05	3.0L-185.0ci-200 H.P.	50-853329T	DR251
200XL Verado 4-Stroke	09-08	1.7L-105.7ci-200 H.P.	50-853329T	DR251
200XL Verado 4-Stroke	09-05	2.6L-158.5ci-200 H.P.	50-853329T	DR251
200XS Optimax Racing	06	2.5L-153.0ci-200 H.P.	50-853329T	DR251
200XS CS Optimax Racing	05	2.5L-153.0ci-200 H.P.	50-853329T	DR251
200XSL Optimax Racing	05	2.5L-153.0ci-200 H.P.	50-853329T	DR251
200XSL Optimax Racing	00	2.5L-153.0ci-200 H.P.	50-853329T	DR251
200XS SS Optimax Racing	05	2.5L-153.0ci-200 H.P.	50-853329T	DR251
200XS SS Optimax Racing	00	2.5L-153.0ci-200 H.P.	50-853329T	DR251
200XXL Optimax	02-01	3.0L-185.0ci-200 H.P.	50-853329T	DR251
225 Pro XS Optimax	09-05	3.0L-185.0ci-225 H.P.	50-892339T	DR251
225CXL EFI	04-02	3.0L-185.0ci-225 H.P.	50-853329T	DR251
225CXL EFI	01	3.0L-185.0ci-225 H.P.	50-853329T	DR251
225CXL Optimax	09-01	3.0L-185.0ci-225 H.P.	50-853329T	DR251
225CXL DTS Optimax	09-04	3.0L-185.0ci-225 H.P.	50-853329T	DR251
225CXL Verado 4-Stroke	09-05	2.6L-158.5ci-225 H.P.	50-892339T	DR251
225CXXL EFI	04-02	3.0L-185.0ci-225 H.P.	50-853329T	DR251
225CXXL EFI	01	3.0L-185.0ci-225 H.P.	50-853329T	DR251
225CXXL Optimax	09-01	3.0L-185.0ci-225 H.P.	50-853329T	DR251
225CXXL DTS Optimax	09-04	3.0L-185.0ci-225 H.P.	50-853329T	DR251
225CXXL Verado 4- Stroke	09-05	2.6L-158.5ci-225 H.P.	50-892339T	DR251
225L EFI	04-02	3.0L-185.0ci-225 H.P.	50-853329T	DR251
225L EFI	01	3.0L-185.0ci-225 H.P.	50-853329T	DR251
225L Optimax	09-01	3.0L-185.0ci-225 H.P.	50-853329T	DR251
225L DTS Optimax	09-03	3.0L-185.0ci-225 H.P.	50-853329T	DR251
225L Verado 4-Stroke	09-05	2.6L-158.5ci-225 H.P.	50-892339T	DR251
225XL EFI	04-02	3.0L-185.0ci-225 H.P.	50-853329T	DR251



225XL EFI	01	3.0L-185.0ci-225 H.P.	50-853329T	DR251
225XL Optimax	09-01	3.0L-185.0ci-225 H.P.	50-853329T	DR251
225XL DTS Optimax	09-03	3.0L-185.0ci-225 H.P.	50-853329T	DR251
225XL Verado 4-Stroke	09-05	2.6L-158.5ci-225 H.P.	50-892339T	DR251
225XS Sport Racing	09-06	3.0L-185.0ci-225 H.P.	50-892339T	DR251
225)0(L EFI	04-02	3.0L-185.0ci-225 H.P.	50-853329T	DR251
225)0(L EFI	01	3.0L-185.0ci-225 H.P.	50-853329T	DR251
225)0(L Optimax	09-01	3.0L-185.0ci-225 H.P.	50-853329T	DR251
225)0(L DTS Optimax	09-03	3.0L-185.0ci-225 H.P.	50-853329T	DR251
225)0(L Verado 4-Stroke	09-05	2.6L-158.5ci-225 H.P.	50-892339T	DR251
250 Pro XS Optimax	09-07	3.0L-185.0ci-225 H.P.	50-892339T	DR251
250CXL EFI	04-02	3.0L-185.0ci-225 H.P.	50-853329T	DR251
250CXL EFI	01	3.0L-185.0ci-250 H.P.	50-853329T	DR251
250CXL Verado 4-Stroke	09-05	2.6L-158.5ci-250 H.P.	50-892339T	DR251
250CXXL EFI	04-02	3.0L-185.0ci-225 H.P.	50-853329T	DR251
250CXXL EFI	01	3.0L-185.0ci-250 H.P.	50-853329T	DR251
250CXXL Verado 4-Stroke	09-05	2.6L-158.5ci-250 H.P.	50-892339T	DR251
250L Verado 4-Stroke	09-05	2.6L-158.5ci-250 H.P.	50-892339T	DR251
250XL EFI	04-02	3.0L-185.0ci-225 H.P.	50-853329T	DR251
250XL EFI	01	3.0L-185.0ci-250 H.P.	50-853329T	DR251
250XL Verado 4-Stroke	09-05	2.6L-158.5ci-250 H.P.	50-892339T	DR251
250XS Racing	09-05	3.0L-185.0ci-250 H.P.	50-892339T	DR251
250)0(L EFI	04-02	3.0L-185.0ci-225 H.P.	50-853329T	DR251
250)0(L EFI	01	3.0L-185.0ci-250 H.P.	50-853329T	DR251
250)0(L Verado 4-Stroke	09-05	2.6L-158.5ci-250 H.P.	50-892339T	DR251
275CXL Verado 4-Stroke	09-05	2.6L-158.5ci-275 H.P.	50-892339T	DR251
275CXXL Verado 4-Stroke	09-05	2.6L-158.5ci-275 H.P.	50-892339T	DR251
275L Verado 4-Stroke	09-05	2.6L-158.5ci-275 H.P.	50-892339T	DR251
275XL Verado 4-Stroke	09-05	2.6L-158.5ci-275 H.P.	50-892339T	DR251
275)0(L Verado 4-Stroke	09-05	2.6L-158.5ci-275 H.P.	50-892339T	DR251
300CL Verado 4-Stroke	09-08	2.6L-158.5ci-300 H.P.	50-892339T	DR251
300CXL Verado 4-Stroke	09-08	2.6L-158.5ci-300 H.P.	50-892339T	DR251
300CXXL Verado 4-Stroke	09-08	2.6L-158.5ci-300 H.P.	50-892339T	DR251
300L Verado 4-Stroke	09-08	2.6L-158.5ci-300 H.P.	50-892339T	DR251
300X, XS Promax Racing	09-05	3.0L-185.0ci-300 H.P.	50-892339T	DR251
300XL Verado 4-Stroke	09-08	2.6L-158.5ci-300 H.P.	50-892339T	DR251
300)0(L Verado 4-Stroke	09-08	2.6L-158.5ci-300 H.P.	50-892339T	DR251
2.5L Racing	All	2.5L-280 H.P.	50-892339T	DR251
75ELPT Optimax	09-05	92.9ci-75 H.P. DFAIL	50-892339T	DR251

135CXL	00-90	2.0L-121.9ci-135 H.P.	50-79472	B15
135ELPTO Marathon	88-86	2.0L-121.9ci-135 H.P.	50-79472	B15
135EXLPTO Marathon	88-86	2.0L-121.9ci-135 H.P.	50-79472	B15



135L	00-89	2.0L-121.9ci-135 H.P.	50-79472	B15
135XL	00-89	2.0L-121.9ci-135 H.P.	50-79472	B15
150CXL	99-89	2.0L-121.9ci-150 H.P.	50-79472	B15
150CXL EFI	00-95	2.5L-153.0ci-150 H.P.	50-79472	B15
150CXL EFI Saltwater	05-99	2.5L-153.0ci-150 H.P.	50-79472	B15
150CXL Saltwater	05-99	2.5L-153.0ci-150 H.P.	50-79472-1	B15
150ELPT	85-78	2.0L-121.9ci-150 H.P.	50-77141	B15
150ELPT	85-78	2.0L-121.9ci-150 H.P.	50-79472	B15
150ELPTO	88-86	2.0L-121.9ci-150 H.P.	50-79472	B15
150ELPTO XR2	87-86	2.0L-121.9ci-150 H.P.	50-79472	B15
150ELPTO XR2	85-84	2.0L-121.9ci-150 H.P.	50-77141	B15
150ELPTO XR2	85-84	2.0L-121.9ci-150 H.P.	50-79472	B15
150ELPTO XR4	91-88	2.3L-142.2ci-150 H.P.	50-79472	B15
150ELXPTO	88-86	2.0L-121.9ci-150 H.P.	50-79472	B15
150ELXPTO	85-84	2.0L-121.9ci-150 H.P.	50-77141	B15
150ELXPTO	85-84	2.0L-121.9ci-150 H.P.	50-79472	B15
150EXLPT	85-78	2.0L-121.9ci-150 H.P.	50-77141	B15
150EXLPT	85-78	2.0L-121.9ci-150 H.P.	50-79472	B15
150L	05-89	2.0L-121.9ci-150 H.P.	50-79472	B15
150L EFI	05-96	2.5L-153.0ci-150 H.P.	50-79472	B15
150L EFI Saltwater	05-99	2.5L-153.0ci-150 H.P.	50-79472	B15
150L Jet 105	98-95	2.0L-121.9ci-150 H.P.	50-79472	B15
150L Pro Max	98		50-79472	B15
150L XR6	05-99	2.5L-153.0ci-150 H.P.	50-79472-1	B15
150SS Pro Max	98		50-79472	B15
150XL	98-89	2.0L-121.9ci-150 H.P.	50-79472	B15
150XL EFI	00-95	2.5L-153.0ci-150 H.P.	50-79472	B15
150XL EFI Saltwater	05-99	2.5L-153.0ci-150 H.P.	50-79472	B15
150XL Saltwater	05-99	2.5L-153.0ci-150 H.P.	50-79472-1	B15
150XR6	98-92	2.5L-153.0ci-150 H.P.	50-79472	B15
150XRI EFI	95-93	2.5L-153.0ci-150 H.P.	50-79472	B15
175CXL	89	2.3L-142.2ci-175 H.P.	50-79472	B15
175CXL	99-92	2.5L-153.0ci-175 H. P.	50-79472	B15
175CXL EFI	00	2.5L-153.0ci-175 H. P.	50-79472-1	B15
175ELPT	81-76	2.0L-121.9ci-175 H.P.	50-77141	B15
175ELPT	81-76	2.0L-121.9ci-175 H.P.	50-79472	B15
175ELPTO	88-85	2.3L-142.2ci-175 H.P.	50-77141	B15
175ELPTO	88-85	2.3L-142.2ci-175 H.P.	50-79472	B15
175EXLPT	81-78	2.0L-121.9ci-175 H.P.	50-77141	B15
175EXLPT	81-78	2.0L-121.9ci-175 H.P.	50-79472	B15
175EXLPTO	88-85	2.3L-142.2ci-175 H.P.	50-77141	B15
175EXLPTO	88-85	2.3L-142.2ci-175 H.P.	50-79472	B15
175L	91-89	2.3L-142.2ci-175 H.P.	50-79472	B15
175L	99-92	2.5L-153.0ci-175 H. P.	50-79472	B15



175L EFI	02-99	2.5L-153.0ci-175 H. P.	50-79472-1	B15
175L EFI	98-96	2.5L-153.0ci-175 H. P.	50-79472	B15
175XL	91-89	2.3L-142.2ci-175 H.P.	50-79472	B15
175XL	99-92	2.5L-153.0ci-175 H. P.	50-79472	B15
175XL EFI	02-99	2.5L-153.0ci-175 H. P.	50-79472-1	B15
175XL EFI	98-97	2.5L-153.0ci-175 H. P.	50-79472	B15
175XLI	91	2.3L-142.2ci-175 H.P.	50-79472	B15
175XRI EFI	95-92	2.5L-153.0ci-175 H. P.	50-79472	B15
200CXL	90-89	2.3L-142.2ci-200 H.P.	50-79472	B15
200CXL	04-91	2.5L-153.0ci-200 H.P.	50-79472	B15
200CXL EFI	05-99	2.5L-153.0ci-200 H.P.	50-79472-1	B15
200CXL EFI	98-94	2.5L-153.0ci-200 H.P.	50-79472	B15
200ELPT	84-78	2.3L-142.2ci-200 H.P.	50-79472	B15
200ELPTO	88-84	2.3L-142.2ci-200 H.P.	50-79472	B15
200ELPTO XRI	91-89	2.3L-142.2ci-200 H.P.	50-79472	B15
200ELPTO XRI	94-92	2.5L-153.0ci-200 H.P.	50-79472	B15
200EXLPT	84-78	2.3L-142.2ci-200 H.P.	50-79472	B15
225L Promax Racing	00-98	2.5L-153.0ci-225 H.P.	50-79472	B15
225SS Promax Racing	00-98	2.5L-153.0ci-225 H.P.	50-79472	B15
250XL	90-89	3.4L-207.0ci-250 H.P.	50-79472	B15
250)0(L	90-89	3.4L-207.0ci-250 H.P.	50-79472	B15
275CXL	94-91	3.4L-207.0ci-275 H.P.	50-79472	B15
275CXXL	94-91	3.4L-207.0ci-275 H.P.	50-79472	B15
275L	93-91	3.4L-207.0ci-275 H.P.	50-79472	B15
275XL	94-89	3.4L-207.0ci-275 H.P.	50-79472	B15
275)0(L	94-89	3.4L-207.0ci-275 H.P.	50-79472	B15
300ELPT	83-81	3.4L-207.0ci-300 H.P.	50-44415	B15
300EXLPT	83-81	3.4L-207.0ci-300 H.P.	50-44415	B15
2.4L Racing	All		50-79472	B15
2.5L Racing	All	2.5L-280 H.P.	50-79472	B15
3.4LELPT	87-84	3.4L-207.0ci-275 H.P.	50-44415	B15
3.4LEXLPT	87-84	3.4L-207.0ci-275 H.P.	50-44415	B15
200EXLPTO	88-84	2.3L-142.2ci-200 H.P.	50-79472	B15
200L	90-89	2.3L-142.2ci-200 H.P.	50-79472	B15
200L	04-91	2.5L-153.0ci-200 H.P.	50-79472	B15
200L EFI	05-96	2.5L-153.0ci-200 H.P.	50-79472	B15
200L Jet 140	00-94	2.5L-153.0ci-200 H.P.	50-79472	B15
200L Promax Racing	99-98		50-79472	B15
200SS Promax Racing	99-98		50-79472	B15
200XL	90-89	2.3L-142.2ci-200 H.P.	50-79472	B15
200XL	04-91	2.5L-153.0ci-200 H.P.	50-79472	B15
200XL EFI	05-94	2.5L-153.0ci-200 H.P.	50-79472	B15
200XRI EFI	95-94	2.5L-153.0ci-200 H.P.	50-79472	B15
220ELPTO Laser XRI	88-87	2.3L-142.2ci-220 H.P.	50-79472	B15



220EXLPTO Laser XRI	88-87	2.3L-142.2ci-220 H.P.	50-79472	B15
225CL Promax Racing	00-98	2.5L-153.0ci-225 H.P.	50-79472	B15
225CS Promax Racing	00-98	2.5L-153.0ci-225 H.P.	50-79472	B15

115EL	77-76	1.6L-99.8ci-115 H.P.	50-64975	B89
115ELPT	77-76	1.6L-99.8ci-115 H.P.	50-64975	B89
115HP	74-73	115 H.P.	50-64975	B89
150EL	77-74	2.0L-121.9ci-150 H.P.	50-64975	B89
150ELPT	85-78	2.0L-121.9ci-150 H.P.	50-64975	B89
150ELPT	77-76	2.0L-121.9ci-150 H.P.	50-64975	B89
150ELPTO XR2	85-84	2.0L-121.9ci-150 H.P.	50-64975	B89
150ELXPTO	85-84	2.0L-121.9ci-150 H.P.	50-64975	B89
150EXLPT	85-78	2.0L-121.9ci-150 H.P.	50-64975	B89
150HP	77-73	150 H.P.	50-64975	B89
175ELPT	81-76	2.0L-121.9ci-175 H.P.	50-64975	B89
175ELPTO	88-85	2.3L-142.2ci-175 H.P.	50-64975	B89
175EXLPT	81-78	2.0L-121.9ci-175 H.P.	50-64975	B89
175EXLPTO	88-85	2.3L-142.2ci-175 H.P.	50-64975	B89

200ELPT	84-78	2.3L-142.2ci-200 H.P.	50-86976	B81
200ELPTO	88-84	2.3L-142.2ci-200 H.P.	50-86976	B81
200EXLPT	84-78	2.3L-142.2ci-200 H.P.	50-86976	B81
200EXLPTO	88-84	2.3L-142.2ci-200 H.P.	50-86976	B81
225ELPT	81-80	2.3L-142.2ci-225 H.P.	50-86976	B81
225EXLPT	81-80	2.3L-142.2ci-225 H.P.	50-86976	B81

90 Sport Jet	95-93	1.2L-75.1ci-90 H.P.	50-819968-1	B28
95XR Sport Jet	97-96	1.2L-75.1ci-95 H.P.	50-819968-	B28
120 Sport Jet	95	1.7L-103ci-120 H.P.	50-819968-	B28
120XR Sport Jet	98-96	1.7L-103ci-120 H.P.	50-819968-	B28
120XR2 Sport Jet	00-99	1.7L-103ci-120 H.P.	50-819968-	B28

225CXL	99-94	3.0L-185.0ci-225 H.P.	50-818445-3	B22
225CXL EFI	00-95	3.0L-185.0ci-225 H.P.	50-818445-3	B22
225CXL Seapro	98-96	3.0L-185.0ci-225 H.P.	50-818445-3	B22
225CXXL	99-94	3.0L-185.0ci-225 H.P.	50-818445-3	B22
225CXXL EFI	00-95	3.0L-185.0ci-225 H.P.	50-818445-3	B22
225L	99-94	3.0L-185.0ci-225 H.P.	50-818445-3	B22
225L EFI	00-96	3.0L-185.0ci-225 H.P.	50-818445-3	B22
225XL	99-94	3.0L-185.0ci-225 H.P.	50-818445-3	B22
225XL EFI	00-95	3.0L-185.0ci-225 H.P.	50-818445-3	B22
225XL Seapro	98-96	3.0L-185.0ci-225 H.P.	50-818445-3	B22
225XRI	95	3.0L-185.0ci-225 H.P.	50-818445-3	B22
225)0(L	99-94	3.0L-185.0ci-225 H.P.	50-818445-3	B22



225)0(L EFI	00-95	3.0L-185.0ci-225 H.P.	50-818445-3	B22
250CXL EFI	00-95	3.0L-185.0ci-250 H.P.	50-818445-3	B22
250CXXL EFI	00-95	3.0L-185.0ci-250 H.P.	50-818445-3	B22
250XL EFI	00-95	3.0L-185.0ci-250 H.P.	50-818445-3	B22
250)0(L EFI	00-95	3.0L-185.0ci-250 H.P.	50-818445-3	B22
300CL Promax Racing	00-98	3.0L-185.0ci-300 H.P.	50-818445-5	B22
300CXL Promax Racing	00-98	3.0L-185.0ci-300 H.P.	50-818445-5	B22
300L Promax Racing	00-98	3.0L-185.0ci-300 H.P.	50-818445-5	B22
300XL Promax Racing	00-98	3.0L-185.0ci-300 H.P.	50-818445-5	B22

40ELPT B/F 4-Stroke	01	57.0ci-40 H.P.	50-859170T	B168
40ELPT EFI B/F 4-Stroke	09-02	57.0ci-40 H.P.	50-859170T	B168
50ELHPT 4-Stroke	01	57.0ci-50 H.P.	50-884044T	B168
50ELHPT EFI 4-Stroke	09-02	57.0ci-50 H.P.	50-884044T	B168
50ELPT 4-Stroke	01	57.0ci-50 H.P.	50-884044T	B168
50ELPT EFI 4-Stroke	09-02	57.0ci-50 H.P.	50-884044T	B168
50ELPT B/F 4-Stroke	01	57.0ci-50 H.P.	50-884044T	B168
50ELPT B/F EFI 4-Stroke	09-02	57.0ci-50 H.P.	50-884044T	B168
60ELHPT 4-Stroke	01	57.0ci-60 H.P.	50-884044T	B168
60ELHPT EFI 4-Stroke	09-02	57.0ci-60 H.P.	50-884044T	B168
60ELPT 4-Stroke	01	57.0ci-60 H.P.	50-884044T	B168
60ELPT EFI 4-Stroke	09-02	57.0ci-60 H.P.	50-884044T	B168
60ELPT B/F 4-Stroke	01	57.0ci-60 H.P.	50-884044T	B168
60ELPT B/F EFI 4-Stroke	09-02	57.0ci-60 H.P.	50-884044T	B168
60EXLPT B/F EFI 4-Stroke	09	57.0ci-60 H.P.	50-893888T	B168

115CXL Optimax Saltwater	00	2.5L-115 H.P. DFI	50-856996T	B142
115L Optimax	00	2.5L-115 H.P. DFI	50-856996T	B142
115L Optimax Saltwater	00	2.5L-115 H.P. DFI	50-856996T	B142
115XL Optimax Saltwater	00	2.5L-115 H.P. DFI	50-856996T	B142
135CXL Optimax	05-01	2.5L-153.0ci-135 H.P.	50-856996T	B142
135L Optimax	05-01	2.5L-153.0ci-135 H.P.	50-856996T	B142
135XL Optimax	05-01	2.5L-153.0ci-135 H.P.	50-856996T	B142
150CXL Optimax	05-00	2.5L-153.0ci-150 H.P.	50-856996T	B142
150L Optimax	05-00	2.5L-153.0ci-150 H.P.	50-856996T	B142
150XL Optimax	05-00	2.5L-153.0ci-150 H.P.	50-856996T	B142
200CXL Optimax	00	3.0L-185.0ci-200 H.P.	50-856996T	B142
200CXXL Optimax	00	3.0L-185.0ci-200 H.P.	50-856996T	B142
200L Optimax	00	3.0L-185.0ci-200 H.P.	50-856996T	B142
200XL Optimax	00	3.0L-185.0ci-200 H.P.	50-856996T	B142
200XXL Optimax	00	3.0L-185.0ci-200 H.P.	50-856996T	B142
225CXL EFI	01	3.0L-185.0ci-225 H.P.	50-856996T	B142
225CXL Optimax	00	3.0L-185.0ci-225 H.P.	50-856996T	B142



225CXXL EFI	01	3.0L-185.0ci-225 H.P.	50-856996T	B142
225CXXL Optimax	00	3.0L-185.0ci-225 H.P.	50-856996T	B142
225L EFI	01	3.0L-185.0ci-225 H.P.	50-856996T	B142
225L Optimax	00	3.0L-185.0ci-225 H.P.	50-856996T	B142
225XL EFI	01	3.0L-185.0ci-225 H.P.	50-856996T	B142
225XL Optimax	00	3.0L-185.0ci-225 H.P.	50-856996T	B142
225)0(L EFI	01	3.0L-185.0ci-225 H.P.	50-856996T	B142
225)0(L Optimax	00	3.0L-185.0ci-225 H.P.	50-856996T	B142
250CXL EFI	01	3.0L-185.0ci-250 H.P.	50-856996T	B142
250CXXL EFI	01	3.0L-185.0ci-250 H.P.	50-856996T	B142
250XL EFI	01	3.0L-185.0ci-250 H.P.	50-856996T	B142
250)0(L EFI	01	3.0L-185.0ci-250 H.P.	50-856996T	B142

8HP Bodensee	98-95	14.2ci-8.0 H.P.	825991A-2	B141
9.9EL 4-Stroke	98-95	14.2ci-9.9 H.P.	825991A-2	B141

50EL 4-Stroke	98	57.0ci-50 H.P.	50-825095	B131
50ELHPT 4-Stroke	98-96	57.0ci-50 H.P.	50-825095	B131
50ELPT 4-Stroke	98-95	57.0ci-50 H.P.	50-825095	B131
50ELPT B/F 4-Stroke	98	57.0ci-50 H.P.	50-825095	B131

40ELHPTO	97	43.9ci-40 H.P.	50-73521	B13
40ELHPTO	96-89	43.9ci-40 H.P.	50-73521	B13
40ELO	97	43.9ci-40 H.P.	50-73521	B13
40ELO	96-89	43.9ci-40 H.P.	50-73521	B13
40ELPTO	97	43.9ci-40 H.P.	50-73521	B13
40ELPTO	96-89	43.9ci-40 H.P.	50-73521	B13
40E0	97	43.9ci-40 H.P.	50-73521	B13
40E0	96-92	43.9ci-40 H.P.	50-73521	B13
40E0 Jet 30	97	43.9ci-40 H.P.	50-73521	B13
40E0 Jet 30	96-94	43.9ci-40 H.P.	50-73521	B13
45ELHO	88-86	43.9ci-45 H.P.	50-73521	B13
45ELHPTO	88	43.9ci-45 H.P.	50-73521	B13
45ELO	89-86	43.9ci-45 H.P.	50-73521	B13
45ELPTO	89-86	43.9ci-45 H.P.	50-73521	B13
50E	84-78	43.9ci-50 H.P.	50-73521	B13
50EH	84-79	43.9ci-50 H.P.	50-73521	B13
50EL	85-78	43.9ci-50 H.P.	50-73521	B13
50ELH	85-79	43.9ci-50 H.P.	50-73521	B13
50ELHPTO	97-92	51.8ci-50 H.P.	50-44369A1	B13
50ELO	90-88	49.8ci-50 H.P.	50-44369A1	B13
50ELO	87-86	49.8ci-50 H.P.	50-44369A1	B13
50ELO	97-91	51.8ci-50 H.P.	50-44369A1	B13
50ELPT	85-80	43.9ci-50 H.P.	50-73521	B13



50ELPTO	90-88	49.8ci-50 H.P.	50-44369A1	B13
50ELPTO	87-86	49.8ci-50 H.P.	50-44369A1	B13
50ELPTO	97-91	51.8ci-50 H.P.	50-44369A1	B13
50E0	95-92	51.8ci-50 H.P.	50-44369A1	B13
50HP	77-76	43.9ci-50 H.P.	50-73521	B13
60E	84	49.8ci-60 H.P.	50-44369A1	B13
60EL	85-84	49.8ci-60 H.P.	50-44369A1	B13
60ELHPTO	97-92	51.8ci-60 H.P.	50-44369A1	B13
60ELO	90-88	49.8ci-60 H.P.	50-44369A1	B13
60ELO	87-86	49.8ci-60 H.P.	50-44369A1	B13
60ELO	97-91	51.8ci-60 H.P.	50-44369A1	B13
60ELPT	85-84	49.8ci-60 H.P.	50-44369A1	B13
60ELPTO	90-88	49.8ci-60 H.P.	50-44369A1	B13
60ELPTO	87-86	49.8ci-60 H.P.	50-44369A1	B13
60ELPTO	97-91	51.8ci-60 H.P.	50-44369A1	B13
60ELPTO Big Foot	97-95	51.8ci-60 H.P.	50-44369A1	B13
60E0	97-92	51.8ci-60 H.P.	50-44369A1	B13
60E0 Jet 45	97-94	51.8ci-60 H.P.	50-44369A1	B13

175XR2 Sport Jet	01-97	2.5L-153.0ci-175 H. P.	50-832997-	B129
210 M2 Jet Drive	01-00	2.5L-153.0ci-210 H.P.	50-832997-2	B129
240 EFI Jet Drive	01	2.5L-153.0ci-240 H.P.	50-832997-2	B129
240 M2 Jet Drive	01-00	2.5L-153.0ci-240 H.P.	50-832997-2	B129

8HP Bodensee	04-99	19.7ci-8.0 H.P.	50-859168T	B118
9.9EH 4-Stroke	08-05	19.7ci-9.9 H.P.	50-859168T	B118
9.9EH 4-Stroke	08-05	19.7ci-9.9 H.P.	50-852570T	B118
9.9EL 4-Stroke	08-99	19.7ci-9.9 H.P.	50-859168T	B118
9.9EL 4-Stroke	08-99	19.7ci-9.9 H.P.	50-852570T	B118
9.9EL B/F 4-Stroke	08-99	19.7ci-9.9 H.P.	50-859168T	B118
9.9EL B/F 4-Stroke	08-99	19.7ci-9.9 H.P.	50-852570T	B118
9.9ELH 4-Stroke	08-05	19.7ci-9.9 H.P.	50-859168T	B118
9.9ELH 4-Stroke	08-05	19.7ci-9.9 H.P.	50-852570T	B118
9.9ELH B/F 4-Stroke	08-99	19.7ci-9.9 H.P.	50-859168T	B118
9.9ELH B/F 4-Stroke	08-99	19.7ci-9.9 H.P.	50-852570T	B118
9.9ELHPT B/F 4-Stroke	08-05	19.7ci-9.9 H.P.	50-859168T	B118
9.9ELHPT B/F 4-Stroke	08-05	19.7ci-9.9 H.P.	50-852570T	B118
9.9ELPT B/F 4-Stroke	08-05	19.7ci-9.9 H.P.	50-859168T	B118
9.9ELPT B/F 4-Stroke	08-05	19.7ci-9.9 H.P.	50-852570T	B118
9.9EXLH B/F Sail 4-Stroke	08-99	19.7ci-9.9 H.P.	50-859168T	B118
9.9EXLH B/F Sail 4-Stroke	08-99	19.7ci-9.9 H.P.	50-852570T	B118
9.9EXLPT B/F 4-Stroke	08-05	19.7ci-9.9 H.P.	50-859168T	B118
9.9EXLPT B/F 4-Stroke	09-05	19.7ci-9.9 H.P.	50-852570T	B118
9.9EXLHPT B/F 4-Stroke	08-07	19.7ci-9.9 H.P.	50-859168T	B118



9.9EXLHPT B/F 4-Stroke	08-07	19.7ci-9.9 H.P.	50-852570T	B118
15E 4-Stroke	08-99	19.7ci-15 H.P.	50-859168T	B118
15E 4-Stroke	08-99	19.7ci-15 H.P.	50-852570T	B118
15E 4-Stroke	98	19.7ci-15 H.P.	50-852570	B118
15EH 4-Stroke	08-99	19.7ci-15 H.P.	50-859168T	B118
15EH 4-Stroke	08-99	19.7ci-15 H.P.	50-852570T	B118
15EL 4-Stroke	08-99	19.7ci-15 H.P.	50-859168T	B118
15EL 4-Stroke	08-99	19.7ci-15 H.P.	50-852570T	B118
15EL 4-Stroke	98	19.7ci-15 H.P.	50-852570	B118
15EL B/F 4-Stroke	08-99	19.7ci-15 H.P.	50-859168T	B118
15EL B/F 4-Stroke	08-99	19.7ci-15 H.P.	50-852570T	B118
15EL B/F 4-Stroke	98	19.7ci-15 H.P.	50-852570	B118
15ELH 4-Stroke	08-99	19.7ci-15 H.P.	50-859168T	B118
15ELH 4-Stroke	08-99	19.7ci-15 H.P.	50-852570T	B118
15ELH 4-Stroke	98	19.7ci-15 H.P.	50-852570	B118

50EL 4-Stroke	98	57.0ci-50 H.P.	50-834749	B117
50EL B/F 4-Stroke	00-99	57.0ci-50 H.P.	50-834749	B117
50ELHPT 4-Stroke	00-99	57.0ci-50 H.P.	50-834749	B117
50ELHPT 4-Stroke	98-96	57.0ci-50 H.P.	50-834749	B117
50ELPT 4-Stroke	00-99	57.0ci-50 H.P.	50-834749	B117
50ELPT 4-Stroke	98-95	57.0ci-50 H.P.	50-834749	B117
50ELPT B/F 4-Stroke	00-99	57.0ci-50 H.P.	50-834749	B117
50ELPT B/F 4-Stroke	98	57.0ci-50 H.P.	50-834749	B117

30E 4-Stroke	01-99	45.6ci-30 H.P.	50-859170T	B114
30E 4-Stroke	01-99	45.6ci-30 H.P.	50-854636T	B114
30E EFI 4-Stroke	05-02	30 H.P.-3cyl	50-884045T	B114
30EL 4-Stroke	01-99	45.6ci-30 H.P.	50-859170T	B114
30EL 4-Stroke	01-99	45.6ci-30 H.P.	50-854636T	B114
30EL EFI 4-Stroke	09-02	30 H.P.-3cyl	50-884045T	B114
30ELH 4-Stroke	01-99	45.6ci-30 H.P.	50-859170T	B114
30ELH 4-Stroke	01-99	45.6ci-30 H.P.	50-854636T	B114
30ELH EFI 4-Stroke	09-02	30 H.P.-3cyl	50-884045T	B114
30ELHPT EFI 4-Stroke	09-06	30 H.P.-3cyl	50-884045T	B114
30ELPT 4-Stroke	01-99	45.6ci-30 H.P.	50-859170T	B114
30ELPT 4-Stroke	01-99	45.6ci-30 H.P.	50-854636T	B114
30ELPT EFI 4-Stroke	09-02	30 H.P.-3cyl	50-884045T	B114
40E 4-Stroke	01-99	45.6ci-40 H.P.	50-859170T	B114
40E 4-Stroke	01-99	45.6ci-40 H.P.	50-854636T	B114
40E EFI 4-Stroke	09-02	45.6ci-40 H.P.	50-884045T	B114
40EL 4-Stroke	01-99	45.6ci-40 H.P.	50-859170T	B114
40EL 4-Stroke	01-99	45.6ci-40 H.P.	50-854636T	B114
40EL EFI 4-Stroke	09-02	45.6ci-40 H.P.	50-884045T	B114



40ELH 4-Stroke	01-00	45.6ci-40 H.P.	50-859170T	B114
40ELH 4-Stroke	01-00	45.6ci-40 H.P.	50-854636T	B114
40ELH EFI 4-Stroke	09-02	45.6ci-40 H.P.	50-884045T	B114
40ELHPT 4-Stroke	01-99	45.6ci-40 H.P.	50-859170T	B114
40ELHPT 4-Stroke	01-99	45.6ci-40 H.P.	50-854636T	B114
40ELHPT EFI 4-Stroke	09-02	45.6ci-40 H.P.	50-884045T	B114
40ELPT 4-Stroke	01-99	45.6ci-40 H.P.	50-859170T	B114
40ELPT 4-Stroke	01-99	45.6ci-40 H.P.	50-854636T	B114
40ELPT EFI 4-Stroke	09-02	45.6ci-40 H.P.	50-884045T	B114
40ELPT B/F 4-Stroke	00-99	45.6ci-40 H.P.	50-859170T	B114
40ELPT B/F 4-Stroke	00-99	45.6ci-40 H.P.	50-854636T	B114

135CXL Optimax	99-98	2.5L-153.0ci-135 H.P.	50-833153-	B112
135L Optimax	99-98	2.5L-153.0ci-135 H.P.	50-833153-	B112
135XL Optimax	99-98	2.5L-153.0ci-135 H.P.	50-833153-	B112
150CXL Optimax	99-98	2.5L-153.0ci-150 H.P.	50-833153-	B112
150L Optimax	99-98	2.5L-153.0ci-150 H.P.	50-833153-	B112
150XL Optimax	99-98	2.5L-153.0ci-150 H.P.	50-833153-	B112
200CXL Optimax	99-98	3.0L-185.0ci-200 H.P.	50-833153-	B112
200CXXL Optimax	99-98	3.0L-185.0ci-200 H.P.	50-833153-	B112
200L Optimax	99-98	3.0L-185.0ci-200 H.P.	50-833153-5	B112
200XL Optimax	99-98	3.0L-185.0ci-200 H.P.	50-833153-5	B112
200XXL Optimax	99-98	3.0L-185.0ci-200 H.P.	50-833153-5	B112
225CXL Optimax	99-98	3.0L-185.0ci-225 H.P.	50-833153-5	B112
225CXXL Optimax	99-98	3.0L-185.0ci-225 H.P.	50-833153-5	B112
225L Optimax	99-98	3.0L-185.0ci-225 H.P.	50-833153-5	B112
225XL Optimax	99-98	3.0L-185.0ci-225 H.P.	50-833153-5	B112
225)0(L Optimax	99-98	3.0L-185.0ci-225 H.P.	50-833153-5	B112

25E B/F 4-Stroke	05-99	30.4ci-25 H.P.	50-859169T	B111
25E B/F 4-Stroke	05-99	30.4ci-25 H.P.	50-830308T	B111
25E B/F 4-Stroke	98	30.4ci-25 H.P.	50-830308-1	B111
25EH B/F 4-Stroke	04-99	30.4ci-25 H.P.	50-859169T	B111
25EH B/F 4-Stroke	04-99	30.4ci-25 H.P.	50-830308T	B111
25EH B/F 4-Stroke	98	30.4ci-25 H.P.	50-830308-1	B111
25EL B/F 4-Stroke	05-99	30.4ci-25 H.P.	50-859169T	B111
25EL B/F 4-Stroke	05-99	30.4ci-25 H.P.	50-830308T	B111
25EL B/F 4-Stroke	98	30.4ci-25 H.P.	50-830308-1	B111
25ELH B/F 4-Stroke	05-99	30.4ci-25 H.P.	50-859169T	B111
25ELH B/F 4-Stroke	05-99	30.4ci-25 H.P.	50-830308T	B111
25ELH B/F 4-Stroke	98	30.4ci-25 H.P.	50-830308-1	B111
25ELPT B/F 4-Stroke	05-99	30.4ci-25 H.P.	50-859169T	B111
25ELPT B/F 4-Stroke	05-99	30.4ci-25 H.P.	50-830308T	B111
25ELPT B/F 4-Stroke	98	30.4ci-25 H.P.	50-830308-1	B111

