

Table of Contents

INBOARD & MISCELLANEOUS	2
Adaptor Kits	17
Anodes & Anode Kits	21
Impellers & Water Pump Kits	4
Control Cables	9
Gauges & Meters	15
Gimbal Bearings & Bell Hsg Kits	4
Helms	16
Control Box Cam/Lever	3
Propellers	6
Spark Plugs	8
Starter Motors & Alternators	2
Steering Cables & Klts	11
Steering Components	14
Tools & Testers	18
Trim Motors	3

INBOARD

STARTER MOTORS



HIGH-PERFORMANCE
Permanent magnet gear
reduction starter
FITS Mercruiser, Cobra, Yamaha,
Volvo Penta with CW Rotation
12 ¾ " flywheel
Replaces all CW Rotating 10MT
starters 1 Long & 1 Short Bolt
straight across pattern.
Replaces: 381781, 384198,
981074, 982107, 982121,
982200, 983248, 983444,
983790, 985966, 988217,
3850526, 3854750, 3855882,
3858463
Part No: 30460



HIGH-PERFORMANCE
Permanent magnet gear
reduction starter
FITS Volvo Penta, Mercruiser,
Marine Power, ETC..
Two long bolt Staggered Pattern
14" flywheel, CW Rotation
Will also replace 9T OE version
Replaces: 984456, 986505,
3850525, 3853982, 3854751,
3855177, 3857747, 3860566
Part No: 30470



HIGH PERFORMANCE
FITS Mercruiser, Crusader,
Marine Power, Pleasurecraft &
others
14MT, CW Rotation
Replaces: Arco 30120
Part No: 30456



HIGH PERFORMANCE
FITS Mercruiser, Crusader,
Marine Power,
Pleasurecraft & others
14MT, CCW Rotation
Part No: 30457



MBK450 Mounting Bolk Kit
May be required
if replacing 10MT style starters



Direct OE Replacement Gear Reduction Starter.
FITS All GM Engines 14" Flywheel. Staggered Bolt Pattern.
Recommended for late model 3.0L with
14" flywheel using tail bracket.
Part No: 30433

ALTERNATORS



Late Model Mercruiser
12 Volt, 55 AMP, Internal Regulator
2-inch mounting foot,
single groove pulley included
Replaces: 12449, 78403A1, 78403A2, 817119A1,
817119A4, 92497A3, 98555, 98555A1
Part No: 60050

TRIM MOTORS



Volvo Penta
Part No: 6223



Volvo Penta Up to 1999
W/Oildyne Pump
Part No: 6227



FITS Volvo Penta
Includes Hydraulic valve body
Ring terminal ends
Part No: 6224



Motor Only
Mercruiser I/O's,
Mercury Outboards
W/Oildyne Pump
12 Volt Ring Terminal Ends
REPLACES EARLY
SQUARE-STYLE MOTOR
Replaces: 17649, 17649A02,
87828, 17649A1,
17649T, 891736T
Part No: 6218



Late Model Mercruiser
W/Oildyne Pump
Ring terminal Ends
Replaces: 14336A6, 14336A8,
14336A9, 14336A15, 14336A17,
14336A20, 865380A13,
88183A5, 88183A6,
88183A11, 88183A12
Part No: 6275



Motor/Reservoir Only
B.M.W , Mercruiser, Volvo Penta
Includes: Screws,
Gasket & Adapter
Ring Terminal Ends
Part No: 6217



Repair kit only
Part No: TR217



Mercruiser Pump
Base
**Part No:
46-57234A1**



Mercruiser Control
Box Lever
Part No: 34682



Mercruiser Control
Box Cam
Part No: 59369



Universal T/T
Switch
Dash Mounted
Part No: 174652



Mercruiser Pump
Base 1967-1969
**Part No:
46-48748A1**

SOUTHSIDE MARINE COMPONENTS

TRANSOM ASSEMBLY COMPONENTS APPLICATIONS

Model	Year	Serial No. Range	Gimbal Bearing	Bell Housing Gasket Set
120/ 140	1974-77	37870850-4893634	30-60794A2	
120/ 140	1978-82	4893635-6225576	30-60794A2	
470/ 485	1976-82	4238730-6225575	30-60794A2	
165	1974-77	3780850-4890459	30-60794A2	
165	1978-81	4890460 & UP	30-60794A2	
888	1974-77	3784375 & UP	30-60794A2	
225/ 233	1974-77	3856268 & UP	30-60794A2	
898/ 228	1977-82	4782330-6225576	30-60794A2	
250/ 260	1977-82	4791300-6225576	30-60794A2	
R/ MR / Alpha One	1983-90	6225577 & UP	30-60794A2	27-94996A2
R/ MR / Alpha One	1983-90	6225577 & UP	30-60794A2	27-94996A2
Alpha One SS	1986-89	0A545004 & UP	30-60794A2	27-94996A2
Alpha One SS	1986-89	0D469859 & UP	30-60794A2	27-94996A2
Alpha One Gen II	1991 & UP	0D469859 & UP	30-60794A2	27-94996A2
<div>  <p>Gimbal Bearing Replaces: 30-862540A3 Part No: 30-60794A2</p> </div> <div>  <p>Bell Housing Gasket Set Part No: 27-94996A2</p> </div> <div>  <p>Gear Case Seal Kit Mercruiser Alpha I Gen II 1991 & Up Part No: 26-816575A3</p> </div> <div>  <p>Height: 50.6mm ID: 19mm Flat Drive OD: 66.5mm Replaces: JAB 17954-001 MC97 752094 Part No: 47-59362</p> </div>				
<p>Impeller Kit Height: 50.20mm OD: 65.00mm ID: 16.00mm Replaces: Johnson Pump 09-1028B / Detroit Diesel 5193602 / Yanmar 127610-42200 / Perkins 24880031/34711008 Solè Diesel / Volvo 3841697, 3841697, 875593-6, 877061-2 / Caterpillar 3N1906 / Mariner Mercury Mercruiser 47-801332602 / Cummins 650607 / Jabsco 920-0001 / Vetus IMP00301 Part No: 500106GT</p> 				
<p>Impeller Kit Height: 31.60mm OD: 57.00mm ID: 14.40mm Replaces: Jabsco 1210-0001, 3085-0001/Johnson 09-102BB / Sole 351.11.008 / Volvo Penta 3862567, 3862281, 375811-2, 877400 / Yanmar 129470-42530 Part No: 500107GT</p> 				
<p>OMC – COBRA LOWER DRIVE SHAFT 1986-1993 V6,V8 1990-1993 4 CYL 3.0L Part No: 911693 UNTIL SOLD</p>				

SOUTHSIDE MARINE COMPONENTS

4-STROKE OIL FILTER APPLICATIONS

HP	BRAND	PART NUMBER
9.9-50HP	TOHATSU	3R0-07615-0
Up to 70 HP	YAMAHA	15400-PFB-004
80-115 HP	YAMAHA	5GH-13440-00
150A, 150B, 200A, 200C, 200F, 200G, 225A, 250A, 250B 2002 – CURRENT (CHECK MODEL)	YAMAHA	69J-13440-00
200D, 225D, 225F, 250C, 250D, 300A, 300B, 350A 2008- CURRENT (CHECK MODEL)	YAMAHA	N26-13440-00
Up to 75 HP	HONDA	15400-PFB-004
75-250 HP	HONDA	5GH-13440-00
UP TO 60 HP	MERC/YAMAHA	15400-PFB-004
75-115 HP	MERC/YAMAHA	5GH-13440-00
75-115HP EFI 1B366823-2B059605	MERCURY	35-877761
75-115HP EFI 2B080987 & UP	MERCURY	5GH-13440-00
135-200 HP VERADO 4 CYL	MERCURY	35-877767
225-300 HP VERADO 6 CYL	MERCURY	35-877769
150-300 HP	MERC/YAMAHA	69J-13440-00
25-70HP GENUINE	SUZUKI	16510-87J00
25-140HP AFTERMARKET	SUZUKI	16510-92J00
70-140HP AFTERMARKET VERTICALLY MOUNTED LATER MODELS	SUZUKI	16510-61A31
150-300HP	SUZUKI	16510-93J00
15HP	OMC	434839
<div>  <p> Mercury 4.3L Oil Filter Replaces: 35-883702Q Part No: 35-802884Q </p> </div> <div>  <p> Mercury Oil Filter Replaces: 35-866340, 35-866340Q02, 35-866340Q03 Part No: 35-802885Q </p> </div> <div>  <p> Oil Filter Replaces: 3FV-13440-00 Part No: 15400-PFB-004 </p> </div>		

SOUTHSIDE MARINE COMPONENTS

ALUMINIUM PROPELLERS			
Motor Application : OMC	Propeller Size	Part No	Propeller Bushing
4.5-8 HP	8 1/2 X 9"	390237	P10B
9.9-15 HP	9 1/2 X 10"	778772	P1B
20- 35 HP	10 1/2 X 11"	386637	P35B
20- 35 HP	10 X 13"	386933	P35B
20- 35 HP	10 X 15"	763486	P35B
40-60 HP	12 1/2 X 13"	386909	P55B
40-60 HP	12 1/4 X 15"	386786	P55B
40-60 HP	11 3/4 X 17"	386841	P55B
60-140 HP	13 3/4 X 15"	391198	P8B
60-140 HP	13 1/4 X 17"	391199	P8B
60-140 HP	13 X 19"	382765	P8B
130-300 HP	15 1/2 X 15"	391535	P9B
130-300 HP	15 X 17"	391200	P9B
130-300 HP	14 1/2 X 19"	391201	P9B
HOUSEBOAT/PONTOON PROP	14 X 13"	JJJ-13SP	(UNTIL SOLD)
Motor Application : SUZUKI	Propeller Size	Part No	Propeller Bushing
	7 7/8 X 5 7/8"	58111-99722-019	(UNTIL SOLD)
Thru hub exhaust, 13 tooth Spline			
35 -65HP	11 1/2 X 13"	58100-94313-019	P14B
35 -65HP	11 1/2 X 12"	58100-95393-019	(UNTIL SOLD)
75 -140HP, 60/70 (4 stroke)	13 3/4 X 15"	LS57-15SP	P8B
75 -140HP, 60/70 (4 stroke)	13 1/4 X 17"	LS58-17SP	P8B
75 -140HP, 60/70 (4 stroke)	13 X 19"	LS59-19SP	P8B
Motor Application : TOHATSU	Propeller Size	Part No	Propeller Bushing
25-30 HP TOHATSU	9 7/8 X 11"	3R0-64523-0	P39B
25-30 HP TOHATSU	9 7/8 X 13"	3R0-64527-0	P39B
Motor Application : HONDA	Propeller Size	Part No	Propeller Bushing
35-50HP HONDA 11 1/8 X 13	10 3/8 X 12"	HLM77-12SP	
35-50HP HONDA	11 1/8 X 13"	58130-ZV5-013	
35-50HP HONDA	10 3/8 X 14"	HLM76-14SP	

SOUTHSIDE MARINE COMPONENTS

ALUMINIUM PROPELLERS			
Motor Application : YAMAHA	Propeller Size	Part No	Propeller Bushing
9.9-15 HP YAMAHA	9 1/4 X 10 1/2"	683-45943-00-EL	
9.9-15 HP	9 1/4 X 9 3/4"	683-45952-00-EL	
20-30 HP	9 7/8 X 10 1/2"	664-45945-00-EL	P39B
20-30 HP	9 7/8 X 13"	664-45949-02-EL	P39B
40-55 HP, 60 HP 4 Stroke	11 1/8 X 13"	663-45945-02-EL	P14B
40-55 HP, 60 HP 4 Stroke	11 5/8 X 11"	663-45947-02-EL	P14B
40-55 HP, 60 HP 4 Stroke	11 3/8 X 12"	663-45952-02-EL	P14B
40-55 HP, 60 HP 4 Stroke	12 1/4 X 9"	663-45956-01-EL	P14B
60-140 HP	14 X 13"	6E5-13SP	(UNTIL SOLD)
60-140 HP	13 1/4 X 17"	6E5-45945-01-EL	P17A70
60-140 HP	13 1/2 X 15"	6E5-45947-00-EL	P17A70
150-225 HP	15 3/4 X 15"	6G5-45941-00	
150-225 HP	14 X 19"	6G5-45945-01-98	
Motor Application : MERCURY	Propeller Size	Part No	Propeller Bushing
6-15 HP	9 X 9"	48-828156A12	
18-25 HP	10 3/8 X 11"	48-19638A40	P25B
18-25 HP	10 3/8 X 13"	48-19640A40	P25B
35-70 HP	10 3/8 X 13"	48-73136A40	P16A
35-70 HP	10 1/4 X 14"	48-73138A40	P16A
35-70 HP	10 X 15"	48-73140A4	P16A
70-150 HP	13 3/4 X 15"	48-77342A45	P17A70
70-150 HP	13 1/4 X 17"	48-77344A45	P17A70
70-150 HP	13 X 19"	48-77346A45	P17A70
135-300 HP	15 3/4 X 15"	48-78116A4	
135-300 HP	14 1/2 X 17"	48-78118A4	
135-300 HP	14 1/2 X 19"	48-78120A4	
135-300 HP	14 X 21"	48-78122A4	

SOUTHSIDE MARINE COMPONENTS

NGK SPARK PLUGS		
B6HS	BPZ8HS-10	DPR5EA-9
B6S	BPZ8HS-15	DPR6EA-9
B7HS	BR6FS	DPR6EB-9
B7HS-10	BR6HS	DPR8EA-9
B7S	BR7HS	DR5HS
B8ES	BR7HIX	DR6HS
B8HS-10	BR7HS-10	DR7EA
B9HS-10	BR8ES	DR7EB
BKR5EYA-11	BR8ES-11	ILFR6G-E
BKR6E	BR8HS-10	IZFR5G
BKR6EKU	BR9HS-10	IZFR5J
BKR6ES-11	BU8H	IZFR6F11
BKR7EKU	BUHW	IZFR6K-11
BMR4A	BUHW-2	IZFR6K-11E
BP7HS-10	BUZHW-2	IZFR6N-E
BP8HN-10	BUZ8H	LFR4A-E
BP8HS-10	BZ7HS-10	LFR5A-11
BPR5ES	CPR6EA-9	LFR6A-11
BPR6EFS	CR4HSB	LKR6E
BPR6ES	CR5EH9	LKR7E
BPR6HS-10	CR6HSA	LMAR6C-9
BPR7HS	CR9EB	PZFR6H
BPR7HS-10	DCPR6E	ZFR7F
BPR8HS	DCPR7E	ZFR7F11
BPZ8H-N-10	DCR7EIX	
CHAMPION SPARK PLUGS		
RA8HC Replaces 500476, 584918,765841,765865	QL77JC4 Replaces 502180,507969, 509925,765838, 765903,765910,	QL78YC Replaces 437929,505448, 505449,765902, 765839,765906
QC10PEPB Replaces 5006308	QC12PEP Replaces 5000547	
QC10WEP Replaces 5007419	QC12PEPB Replaces 763689	
 <p>Spark Plug Boot Kit Part No: 663-82370-01</p>		 <p>Spark Plug Wire Sold Per Metre Part No: 510883</p>

SOUTHSIDE MARINE COMPONENTS

STANDARD C8 ENGINE (33c) CONTROL CABLES

Stroke: 87 mm

Suitable for outboard, inboard and stern drive engines. High efficiency for smooth operations.

High flexibility for reduced bend radius.

Stainless steel cables end fittings



PART NO	LENGTH	PART NO	LENGTH
VP83007	7'	VP83016	16'
VP83008	8'	VP83017	17'
VP83009	9'	VP83018	18'
VP83010	10'	VP83019	19'
VP83011	11'	VP83020	20'
VP83012	12'	VP83022	22'
VP83013	13'	VP83023	23'
VP83014	14'	VP83024	24'
VP83015	15'		

PREMIUM C8 ENGINE CONTROL CABLES

Stroke: 87 mm

Suitable for outboard, inboard and stern drive engines. Extremely flexible ensuring minimum friction and maximum efficiency. Ideal for long and complex runs with tight radius bends.

Stainless steel cables end fittings



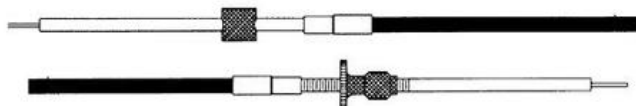
PART NO	LENGTH	PART NO	LENGTH
VPP83010	10'	VPP83018	18'
VPP83011	11'	VPP83019	19'
VPP83012	12'	VPP83020	20'
VPP83013	13'	VPP83022	22'
VPP83014	14'	VPP83024	24'
VPP83015	15'	VPP83026	26'
VPP83016	16'	VPP83028	28'
VPP83017	17'	VPP83030	30'

ENGINE CONTROL CABLES

Stroke: 75 mm

Suitable for Johnson, Evinrude & OMC Engines
Manufactured before 1979.

PART NO	LENGTH
VP82912	12'
VP82914	14'
VP82916	16'



C14 ENGINE CONTROL CABLES

Stroke: 75 mm

Suitable for Johnson, Evinrude & OMC Engines
Manufactured after 1979.

PART NO	LENGTH	PART NO	LENGTH
VP83210	10'	VP83216	16'
VP83211	11'	VP83217	17'
VP83212	12'	VP83218	18'
VP83213	13'	VP83220	20'
VP83214	14'	VP83222	22'
VP83215	15'		



1 ft = 30.5cm

FT	6	10	16	22	28	32	36
MTR	1.83	3.05	4.88	6.71	8.53	9.75	10.97

SOUTHSIDE MARINE COMPONENTS

C5 ENGINE CONTROL CABLES

Stroke: 95 mm

Suitable for Mercury and Mercruiser Engines

PART NO	LENGTH	PART NO	LENGTH
VP83310	10'	VP83316	16'
VP83311	11'	VP83317	17'
VP83312	12'	VP83318	18'
VP83313	13'	VP83320	20'
VP83314	14'	VP83322	22'
VP83315	15'	VP83324	24'



C16 ENGINE CONTROL CABLES

Suit Mariner Engines up to 50 HP
AND **Selected** Tohatsu Engines

PART NO	LENGTH
VP83252	12'
VP83254	14'
VP83256	16'



C36 ENGINE CONTROL CABLES

Stroke: 85 mm

Suitable for Mercury & Mercruiser
Mercury Generation II Series

PART NO	LENGTH	PART NO	LENGTH
VP83350	10'	VP83356	16'
VP83351	11'	VP83357	17'
VP83352	12'	VP83358	18'
VP83353	13'	VP83359	19'
VP83354	14'	VP83360	20'
VP83355	15'		



1 ft = 30.5cm

FT	6	10	16	22	28	32	36
MTR	1.83	3.05	4.88	6.71	8.53	9.75	10.97

STEERING CABLES

PART NO	LENGTH	PART NO	LENGTH
VP83410	10'	VP83416	16'
VP83411	11'	VP83417	17'
VP83412	12'	VP83418	18'
VP83413	13'	VP83419	19'
VP83414	14'	VP83420	20'
VP83415	15'	VP83422	22'

ROTARY HELM STEERING KITS

KIT INCLUDES: 1 x 3 SPOKE STEERING WHEEL (VP83720)
 1 x T85 HELM ASSY/BEZEL 90 DEG (VP83525)
 1 x M66 STEERING CABLE TO SUIT LENGTH

PART NUMBER	LENGTH (FEET)
VP83510K	10' KIT with Rotary Helm
VP83511K	11' KIT with Rotary Helm
VP83512K	12' KIT with Rotary Helm
VP83513K	13' KIT with Rotary Helm
VP83514K	14' KIT with Rotary Helm
VP83515K	15' KIT with Rotary Helm
VP83516K	16' KIT with Rotary Helm
VP83517K	17' KIT with Rotary Helm
VP83518K	18' KIT with Rotary Helm
VP83519K	19' KIT with Rotary Helm
VP83520K	20' KIT with Rotary Helm
VP83522K	22' KIT with Rotary Helm

1 ft = 30.5cm

FT	6	10	16	22	28	32	36
MTR	1.83	3.05	4.88	6.71	8.53	9.75	10.97

PLANETARY HELM STEERING KIT

KIT INCLUDES: 1 x 4 SPOKE STEERING WHEEL (VP83730)
1 x T71FC PLANETARY GEAR HELM (VP83526)
1 x BEZEL MOUNT 90 DEG (VP83545)
1 x M66 STEERING CABLE TO SUIT LENGTH

PART NUMBER	LENGTH (FEET)
VP83510PK	10' KIT with Planetary Helm
VP83511PK	11' KIT with Planetary Helm
VP83512PK	12' KIT with Planetary Helm
VP83513PK	13' KIT with Planetary Helm
VP83514PK	14' KIT with Planetary Helm
VP83515PK	15' KIT with Planetary Helm
VP83516PK	16' KIT with Planetary Helm
VP83517PK	17' KIT with Planetary Helm
VP83518PK	18' KIT with Planetary Helm
VP83519PK	19' KIT with Planetary Helm
VP83520PK	20' KIT with Planetary Helm
VP83522PK	22' KIT with Planetary Helm



1 ft = 30.5cm

FT	6	10	16	22	28	32	36
MTR	1.83	3.05	4.88	6.71	8.53	9.75	10.97

NON FEED HELM STEERING KIT

KIT INCLUDES: 1 x 4 SPOKE STEERING WHEEL (VP83730)
1 x NON FEED S/HELM (VP83531)
1 x BEZEL MOUNT 90 DEG (VP83545)
1 x M66 STEERING CABLE TO SUIT LENGTH

PART NUMBER	LENGTH (FEET)
VP83510PNF	10' KIT with Non Feed Helm
VP83511PNF	11' KIT with Non Feed Helm
VP83512PNF	12' KIT with Non Feed Helm
VP83513PNF	13' KIT with Non Feed Helm
VP83514PNF	14' KIT with Non Feed Helm
VP83515PNF	15' KIT with Non Feed Helm
VP83516PNF	16' KIT with Non Feed Helm
VP83517PNF	17' KIT with Non Feed Helm
VP83518PNF	18' KIT with Non Feed Helm
VP83519PNF	19' KIT with Non Feed Helm
VP83520PNF	20' KIT with Non Feed Helm
VP83522PNF	22' KIT with Non Feed Helm



1 ft = 30.5cm

FT	6	10	16	22	28	32	36
MTR	1.83	3.05	4.88	6.71	8.53	9.75	10.97

SOUTHSIDE MARINE COMPONENTS



Alloy Terminal Eye

Replaces standard plastic eye terminal in kits.

Part No: VP83598



Swivel Assembly

Swivel assembly to suit transom mounted and splash well installation, to allow the motor to be tilted without damage to the cable.

Part No: VP83580



L12x Cable End Fitting

Part No: VP83600



Steering Cable Supports

S39 Clamp block in marine aluminium & S/S

Part No: VP83561



Steering Cable Supports

S40 Splashwell mounting Corrosion resistant

Part No: VP83835



Steering Cable Supports S61

Clamp block in Corrosion resistant painted steel

Part No: VP83566



Control Cable Clamp and shim

Stainless Steel

Part No: VP83610



Clamp Cap O'Ring and Nut

Part No: 6E5-43145-01



Tiller Arm for Mercury Engines

This draglink has an adjustable end to accommodate the centering of the motor

Part No: VP83570

Tiller Arm for OMC Engines

This draglink has an adjustable end to accommodate the centering of the motor

Part No: VP83575



Starter Rope 5mm (per metre)

Part No: 316705



Starter Rope 4mm (per metre)

Part No: 322236

SOUTHSIDE MARINE COMPONENTS



Tachometer

Universal all outboard engines
Dial range 7000 RPM
Hole size 85mm
Part No: VP86110



Fuel Gauge

0-180 OHMS
12 volts
Hole size 52mm
Part No: VP86130



Fuel Gauge

30-240 OHMS
12/24 volts
Hole size 52mm
Part No: VP40110 (Black)
Part No: VP40110W (White)



Speedometer

Dial Range 50 Knot
Hole Size 85mm
(Requires Pitot Tube Kit)→
Part No: VP86100



Pitot Tube Kit

Includes Transom mount,
mounting hardware &
20ft of tubing
Part No: VP86106



Voltmeter

10-16 Volt
Hole size 52mm
Part No: VP86120



Hourmeter

Elapse in hours/tenths
12-32 Volts
Hole size 52mm
Part No: VP86124



Tacho/Hour Meter
Part No: VP4002



Dielectric Grease
5 oz / 148mm
Part No: 991-9706



Universal Emergency
Cut out Switch
Part No: VP50530



Battery
Isolator Switch
4 POSITION
Part No: VP23122



8 Foot Battery Lead
(Black)
Part No: 941-0608B
8 Foot Battery Lead
(Red)
Part No: 941-0608R



Battery Isolator Switch
Part No: VP53087

SOUTHSIDE MARINE COMPONENTS

T85 ROTARY STEERING SINGLE CABLE HELM

Features:

- Corrosion resistant materials
- Particularly suitable where clearance is limited
- Lock to lock steering wheel turns approx. 3
- Includes black 90 degree Bezel mounting kit
- Maximum allowable steering wheel diameter: 406mm (16")
- Minimal Feedback
- Compact for Mounting
- Uses M66 Ultraflex Cable or a seastar SSC62 style cable
- Exceeds EN 28848 safety standards
- Max operation load of 340KG at the tiller, which is about a 7metre boat with a 200 HP outboard



Part No: VP83525

T71FC PLANETARY STEERING HELM

Features:

- Fast connect, simple installation. All stainless steel cable output ends.
- Corrosion resistant materials. Particularly suitable where clearance is limited.
- Use with optional 90deg or 20deg mounting bezel
- Standard 3/4" tapered shaft
- Lock-to-lock steering wheel turn approx. 3.8
- Stroke 228mm (9")
- Maximum allowable steering wheel dia 406mm (16")
- Minimum steering cable bend radius 200mm (7.9")
- Minimal feedback, compact for mounting.
- Not to be equipped to boats that exceeds the max HP rating.
- Boats faster than 50mph should use the twin cable steering system
- T72FC is recommended



Part No: VP83526

T73 NON-FEED BACK PLANETARY GEAR FAST CONNECT HELM

These helms operate with a 3.8 turn lock to lock & a stroke of 228mm. Their outstanding features are the no feedback design that incorporates a patented non-reversible mechanism, which eliminates continuous load on the operator caused by propeller torque. These helms are suitable for larger outboards & sports boats. They use the M66 Ultraflex cable or a seastar SSC62 style cable. There are two mounting options available, a 90deg & a 20deg bezel kit to allow for angled & vertical dashboards.



Part No: VP83531

SOUTHSIDE MARINE COMPONENTS



3 Spoke Steering Wheel
Part No: VP83720



4 Spoke Steering Wheel
Part No: VP83730



OMC Control Adaptor Kit
Sold in Pairs
Part No: VP83640



Slop Stopper and Trim Rings
Black round slop stopper
Part No: VP295088
Black Round Trim Ring
Part No: VP295086
Black Oval Panel Trim Ring
Part No: VP295084



130mm x 130mm x 45mm
90 deg Mounting Kit Black
Part No: VP83545

130mm x 130mm x 45mm
20 deg Mounting Kit Black
Part No: VP83540



K57 Kit to Adapt C2, C8
& Mach Zero Cable.
Cable for use with
OMC Engines
Part No VP83638



Steering Cable Adaptor
K66 adaptor converts our
fast connect steering cable
into a nut to nut cable.
Part No: VP83535



K56 Kit to Adapt C2,
C8 & Mach Zero
Cables for use
Mercury Engines
Part No: VP83636



Mercury & Mercruiser
Control Adaptor kit
Sold in Pairs
Part No: VP83639



Ultraflex K46 Steering Cable adaptor
Part No: VP83536



Bullet Connectors
10 Male, 10 Female with Shields
Part No: 911-9783

SOUTHSIDE MARINE COMPONENTS



Gear Case Filler
Fill or Flush Gear Case
Part No: 551-33-1



Gear Case Filler
Hose Replacement
Part No: 551-33HB



Gearcase Filler Adapter
Suzuki
Part No: 551-334S



Metric Gearcase Filler
Adapter
Yamaha / Honda
Part No: 551-334M



Threaded Nozzle
Mercury / OMC
Part No: 551-33TN



Gearcase Filler
Adapter Kit
Part No: 551-334K



Gearcase Filler
Replacement Valve
Part No: 551-33VA



Digital Multi Metre with
DVA and Temp
Part No: 511-60A



Digital Multi Meter with DVA
Part No: 511-33A



Fluid Extractor 6.5L
Part No: VP3-334



Gear Case Pressure Tester
Part No: 995-103



4 Cylinder Carburettor
Synchronizer kit with case
Part No: 999-250



Gear Case Vacuum Tester
Part No: 995-102



Prop and Bearing Carrier Puller
Capacity: 5 Tons (min)
For all Models
Part No: 90095


SOUTHSIDE MARINE COMPONENTS

CDI Troubleshooting Guide

This resource has a wealth of information that will help you accurately diagnose some of the most common issues.

Ask for one to be sent with your next order

**Complimentary from
Victory Parts Australia**



20 x Yamaha, 20 x OMC
20 x Mercury, 5 x Suzuki
5 x Honda, 5 x Tohatsu

Bung Washer Pack

Part No: VP12345



Replacement Pins **Part No: VP7463P**

Trim & Tilt Cap Tool

Universal Gland Nut Wrench

Removes and installs gland nuts on hydraulic cylinders. Adjusts from 1" to 3-3/4" (25-95mm) in diameter. Reverses to fit 1/4" or 7/32" pinholes.

Use with 1/2" square drive ratchet

Part No: VP70566



CDI ELECTRONICS Compression Test Kit

Designed for dry and wet cylinder compression testing to detect ring or cylinder head problems, sticking valves, blown head gaskets and more.

*Not for use on diesel engines.

Part No: 511-9778



UNTIL SOLD

Analogue Multi-Meter / DVA
A VOA meter with built-in Direct voltage adapter. Properly tests electrical and ignition systems.

Required tool for Mercury dealers. Includes instructions, test leads, a spare fuse and convenient carrying case.

Part No: 996-170



Mercury Shift
Bushing Tool

Part No: 91-31107T



Tilt Tube Reamer
3/8 Shank 5/8 Teeth

Part No: 986-600



Compression Tester

Part No: 995-210



Drive Shaft Retainer
Nut Wrench

Part No: 91-43506



Pin Tool Set

Part No: 553-2700



Adjustable
neon indicator

Part No: 511-9766



Trigger Tester

Part No: 511-9710



Merc Remote
Starter Switch

Part No: 511-7900

SOUTHSIDE MARINE COMPONENTS



Infrared Temperature
Meter
Part No: 511-0300



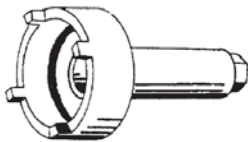
Starter Brush Loading
Tool
Part No: SR107



OMC Flywheel Puller
Part No: 378103



Measuring Jug
100:1, 50:1, 24:1, 16:1
Part No: 173965



Bearing Carrier Retainer Wrench
Removes and installs bearing
carrier retainer nuts on
MC-1/R/MR/Alpha One/Gen II,
Bravo I, TRS drive units &
assorted V6 Outboards
Part No: 90190



Peak Reading DVA Adapter
without Leads
Part No: 511-9773NL



Mercury Flywheel Puller
Fits 2-Cyl. 35 & 40 HP, 4 Cyl, 45 &
50 HP, 3-Cyl, 50-75 HP, 4-Cyl,
75-125 HP, all 6-Cyl inline Engines
and all V-6 Engines.
Part No: VP201



OMC Lifting Eye
1988 & Up
Part No: 985-155



Mercury Lifting Eye
Fits 2-Cyl, 35 & 40 HP, 4-Cyl, 45 &
50 HP, 3-Cyl, 50-70 HP, 4-Cyl,
75-80 HP. All 6-Cyl inline
and all V6 engines
Part No: VP904



HD Battery Terminal Crimper
Part No: 996-200



Pressure/ Vacuum Tester
Part No: 551-34PV



Timing Light
Part No: 996-175



Spark Plug Tester
Part No: 511-9764

SOUTHSIDE MARINE COMPONENTS

 <p>Anode OMC 4-8 HP 88-05 Cavitation Plate Replaces: 334451 Part No: 432397</p>	 <p>Block Anode OMC 8-15HP 93-01 4 Stroke Part No: 338635</p>	 <p>Cavitation Plate Anode OMC 20-35 HP 91-Up Part No: 434029</p>	 <p>OMC 40-70 HP 83-05 Part No: 392462</p>
 <p>Block Anode OMC 90-225HP 91-Up Some 50-70HP 96-01 OMC Cobra 84-96 (NOT 460) Replaces: 393023, 436745 Part No: CDZ9-19</p>	 <p>Bar Anode OMC 60-225HP 03-06 Part No: 5030907</p>	 <p>Bar Anode OMC 50-225HP 91-Up V4-V6 Part No: 433580</p>	 <p>Cavitation Plate Anode OMC 90-235HP 82-90 Replaces: 392123 Part No: CDZ9-18</p>
 <p>Waffle Bar Anode OMC Replaces: 367, 976669 Part No: CDZ9-17</p>	 <p>Cavitation Plate Anode OMC Cobra 87-93 Replaces: 984513, 3853818 Part No: CDZ9-27</p>	 <p>Gimbal Plate Anode OMC 1986 Replaces: 983952 Part No: CDZ9-56</p>	 <p>OMC BNG Carrier Anode COBRA 84-96 KING COBRA 90-95 Replaces: 431708 Part No: CDZ9-57</p>
 <p>Anode Merc 6-15 HP Cavitation Plate Part No: 42121A2</p>	 <p>Block Anode Honda BF75A & BF90A 97&98 Only Mercury Leg Part No: 41109-ZW1-003</p>	 <p>Cav Plate Anode OMC Variety 81-11, 2hp 83-90 Replaces: 123009, 173029, 327606 Honda 2-15HP 97-07 Replaces: 41106-ZV4-650 Part No: CDZ9-08</p>	 <p>Bar Anode Merc 30-50 HP Part No: 825271</p>

SOUTHSIDE MARINE COMPONENTS

 <p>Trim Tab Anode Merc/Tohatsu 6-20 HP Replaces: 853762T01 Part No: 3V1-60217-0</p>	 <p>Trim Tab Anode Merc 25-50 HP 88-Up Replaces: 822157, 822157T2 Part No: CDZ9-91</p>	 <p>Trim Tab Anode Force 25HP Merc/Mar 9.9-15 HP, Bigfoot 4 St, 2 cyl 15-25 HP Replaces: 98432T5, 94286 Part No: VP6092</p>	 <p>Trim Tab Anode Merc/Tohatsu 25-50 HP Replaces: 853762 Part No: 3C8-60217-1</p>
 <p>Trim Tab Anode Merc/Mar 50-60 HP 91-Up Force 70 & 75 HP Part No: 17264T2</p>	 <p>Waffel Plate Anode Mercury 30-300 HP Replaces: 43396 Part No: CDZ9-26</p>	 <p>Trim Tab Anode Merc Old Style 2, 4, 6 Cyl Most Merc/Mar 35hp-Up Mercruiser, Alpha One outdrives Honda BF75A, BF90A Replaces: 31640, 41107-ZW1-003-ZA Part No: CDZ9-21</p>	 <p>Bar Anode Merc 30-300 HP Replaces: 818298 Part No: CDZ9-58</p>
 <p>Wedge Anode 2 Required Merc/Mar 35-300 HP 90 & 120 HP Force 95-UP Replaces: 826134 Part No: CDZ9-53</p>	 <p>Cavitation Plate Anode Alpha One Gen II Outdrives Replaces: 821629 Part No: CDZ9-59</p>	 <p>Trim Ram Anode Mercruiser Bravo I, II, III, X, XR, XZ & Blackhawk Drives Replaces: 806190 Part No: CDZ9-60</p>	 <p>BNG Carrier Anode Mercruiser Alpha One Gen II Outdrives Replaces: 806105 Part No: CDZ9-66</p>
 <p>Drive Shaft Housing Anode Mercruiser Bravo I, II, III, X, XR & XZ Outdrives Replaces: 821630 Part No: CDZ9-65</p>	 <p>Trim Tab Anode Mercruiser Alpha One 83-90 Replaces: 34127 Part No: CDZ9-20</p>	 <p>Anode Gimble Housing Mercruiser Plate TR & TRS Outdrives Replaces: 34762 Part No: CDZ9-22</p>	 <p>Anode Gimble Housing Mercruiser Alpha One Keypower KP08-KP10 Replaces: 55989 Part No: CDZ9-23</p>

SOUTHSIDE MARINE COMPONENTS

	 <p>Trim Tab Anode High Performance Mercury All Bravo Outdrives Merc Alpha 1 Gen II Replaces: 76214 Part No: CDZ9-25</p>	 <p>Cooling Cover Anode Mercruiser Alpha One 1983-90 Replaces: 43994 Part No: CDZ9-52</p>	 <p>Trim Ram Anode Alpha One Gen II Drive Mercruiser Replaces: 806189 Part No: CDZ9-54</p>
 <p>Cavitation Plate Anode 1988-00 Mariner & Yam 2-5 HP Part No: 6L5-45251-02</p>	 <p>Cavitation Plate Anode Yamaha 6-8 HP 1989 Part No: 6G1-45251-02</p>	 <p>Cavitation Plate Anode Yamaha 6-8 HP 90-98 Replaces: 6NO-WG525-00 Part No: 6G1-45251-03</p>	 <p>Cavitation Plate Anode Yamaha 6-9.9 HP 4 Stroke 06-Up 2 Stroke 01-05 Part No: 68T-45251-00</p>
 <p>Internal Engine Anode Yamaha 2 Stroke 6-9.9 HP 85-05 4 Stroke 8-70 HP 06 -Up Part No: 6G8-11325-00</p>	 <p>Round Plate Anode Yam 9.9 HP Merc/Mar 88-91 XR4 Magnum II (OB242885-OD081999) Replaces: 15300 Part No: 6E8-42251-00</p>		 <p>Anode Yamaha 9.9hp 2 Stroke 94-05 4 Stroke 06-Up Part No: 6G8-45251-01</p>
 <p>Plate Anode Yamaha 9.9-15 HP 84-97 Replaces: 811990M Part No: 6E8-45251-01</p>	 <p>Cavitation Plate Anode Yamaha 8-30 HP 2 Stroke 93-05 4 Stroke 06-Up Part No: 61N-45251-01</p>	 <p>Bracket Anode Yamaha 4-15 HP 88-89 8-225HP 98-Up Replaces: 6EO-45251-11A Part No: 65W-45251-00</p>	 <p>Bar Anode Yamaha 40-100 HP Replaces: 6H1-45251-02 6H1-45251-03 Part No: CDZ9-48</p>

SOUTHSIDE MARINE COMPONENTS

 <p>Trim Tab Anode Yamaha 20-50 HP 84-Up Replaces: 664-45371-01 Honda 25-50HP 98-Up Replaces 41107-ZV5-000 Part No: CDZ9-44</p>	 <p>Trim Tab Anode Yamaha 25-60 HP 2 Stroke 00-05 4 Stroke 06-Up Part No: 67C-45371-00</p>	 <p>Block Anode Yamaha 25-60 HP 2 Stroke 00-05 4 Stroke 06-Up Part No: 67C-45251-00</p>	 <p>Trim Tab Anode Yamaha 40-90 HP 84-Up Replaces: 688-45371-02 Part No: CDZ9-42</p>
 <p>Internal Engine Anode Yamaha 40-90 HP 84-Up Part No: 688-11325-00</p>	 <p>Cavitation Plate Anode Yamaha 40-90 HP 84-87 Replaces: 688-45251-01 Part No: CDZ9-46</p>	 <p>Trim Tab Anode Yamaha 4 Stroke 50-100 HP 99-Up Part No: 67F-45371-00</p>	 <p>Trim Tab Anode Yamaha 90-200 HP 84-Up Replaces: 6E5-45371-01 Part No: CDZ9-41</p>
 <p>Powerhead Anode Yamaha 4 Stroke 80-250 HP 04-06 Replaces: 68V-11325-00 Part No: 68V-11325-01</p>	 <p>Powerhead Anode Yamaha 4 Stroke 80-250HP 07-09 Part No: 68V-11325-02</p>	 <p>Trim Tab Anode Yamaha L/H Rotation 90-200 HP Replaces: 6K1-45371-00 Part No: CDZ9-40</p>	 <p>Trim Tab Anode Yamaha 150-200 86-Up Replaces: 6J9-45371-00 Part No: CDZ9-43</p>
 <p>Bracket Anode Yamaha 115-200 HP 84-87 Replaces: 6E5-45251-00 Part No: CDZ9-45</p>	 <p>Bracket Anode Yamaha 115-300HP 87-Up Replaces: 6G5-45251-01 Part No: CDZ9-47</p>	 <p>Trim Tab Anode Yamaha 300HP 06-Up 200-250HP 1990-Up Replaces: 69L-45371-00 Part No: 61A-45371-00</p>	 <p>Internal Engine Anode Yamaha Crankcase & Oil Cooler Part No: 6E5-11325-00</p>

SOUTHSIDE MARINE COMPONENTS

 <p>Internal Engine Anode Yamaha Replaces: 826887M Part No: 6J8-11325-00</p>	 <p>Internal Engine Anode Yamaha Part No: 62Y-11325-00</p>	 <p>Internal Engine Anode Yamaha Part No: 66M-11325-00</p>	 <p>Pencil Anode Grommet Part No: 66M-11328-00</p>	 <p>Internal Engine Anode Yamaha VARIOUS 80-225HP 99-04 Part No: 67F-11325-00</p>
 <p>Internal Engine Anode Yamaha VARIOUS 80-350HP 2010-UP Part No: 67F-11325-01</p>	 <p>Block Anode Suzuki 4 Stroke 97-08 9.9-300 HP 2 Stroke 83-03 4-200 HP Replaces: 55320-95310, 55320-95311 Part No: CDZ9-49</p>	 <p>Trim Tab Anode Suzuki 150-225HP 1986-03 Replaces: 55125-87D00, 55120-87801 Part No: CDZ9-51</p>	 <p>Bar Anode OMC 60-225HP 03-06 Suzuki DF60-300 01-10 DT115-DT140 96-01 Tohatsu 40D,50,70,90, 120-140HP Replaces: 5030907, 3C7-60218-2 Part No: 55320-94900</p>	
 <p>Trim Tab Anode Suzuki DF25-30HP 00-10 DT20-DT35 86-00 Replaces: 55125-96310 Part No: CDZ9-50</p>	 <p>Gear Case Anode Suzuki 60-140HP 4 stroke 1998-UP Replaces: OMC 5032930 Part No: 55321-90J01</p>	 <p>Internal Engine Anode Suzuki Replaces OMC 5031705, 5034351 Suzuki 11130-94600 Part No: 55321-87J00</p>	 <p>Internal Engine Anode Honda 8-20HP Part No: 41106-ZW-000</p>	
 <p>Honda Button Anode Internal Engine 25HP-Up 97-Up 25-50HP PRE 97 Part No: 12155-ZV5-000</p>	 <p>Bar Anode (Small) Honda 35-50 HP 97-05 45-50HP PRE 97 Part No: 06411-ZV5-000</p>	 <p>Bar Anode (Large) Honda 75-225HP 97-06 Part No: 06411-ZW1-000</p>	 <p>Plate Bar Anode Honda 75, 130, 225 HP Part No: 41109-2WT-B00</p>	 <p>Bracket Anode Honda Pre 1997 2-100 HP Replaces: 6E0-45251-11 Part No: 41106-935-812</p>

SOUTHSIDE MARINE COMPONENTS



Plate Bar Anode
Honda 75-90HP 97-98 ONLY
Replaces 41109-ZW1-003
Part No: CDZ9-53



Internal Engine Anode
Tohatsu 6-40HP
Merc/Mar 2.5-50HP
Replaces: 338-60218-2
Part No: 823913



Trim Tab Anode
Merc/Tohatsu 25-50HP
Replaces: 853762
Part No: 3C8-60217-1



Outdrive Bar Anode
Volvo Penta 200-280
Replaces: 832598
Part No: CDZ9-16



OutDrive Anode
V17 Volvo Penta 250-270 HP
Replaces: 875805-4, 875806-4
Part No: CDZ9-31



Outdrive Ring Anode
V18 Volvo Penta 280-290
Replaces: 839388, 875815-3
Part No: CDZ9-12



Bar Anode
Volvo Penta 290
Replaces: 852835
Part No: CDZ9-14



Outdrive Ring Anode
Volvo Penta DP
Replaces: 875821-1
Part No: CDZ9-15



Prop Nut Anode
Bravo III
Replaces: 865182
Part No: CDAPN



Anode Grommet
Part No: 67F-11328-00



To Suit Alpha 1 Generation II
1991 and Later
Stern Drive – Bolts Included
Part No CDZK9-501



To suit Alpha 1 1983-1990
Stern Drive Bolts Included
Serial No 6225577
through to OD469828
Part No CDZK9-502



To suit Bravo Outdrives
Bolts included
Part No CDZK9-504



To suit Bravo II and III Stern Drive up to 2003
Through to serial number OM179451
Bolts Included
Part No CDAK9-507



To suit Bravo III Design 2 Outdrives 2004 & Up
Serial number OM100001 & Up
Bolts Included
Part No CDAK9-508