

# Table of Contents

## TOHATSU

### INTERNALS

Gasket sets .....	3
Head Gaskets .....	6
Base Gaskets .....	6
Exhaust gaskets .....	6

### IGNITION SYSTEM

### ELECTRICAL COMPONENTS

Solenoids & Relays .....	3
Rectifiers .....	4

### FUEL SYSTEM

Fuel filters .....	4
Fuel connectors .....	4
Fuel pumps .....	5
<i>Fuel Diaphragms</i> .....	5
Fuel lines .....	5

### COOLING SYSTEM

Water Pump kits .....	9
Pump housings .....	8
Cups & wear plates .....	8
Impeller application .....	7
<i>Impeller images</i> .....	8
Thermostats .....	5
<i>Thermostat gaskets</i> .....	5
Water pump gaskets .....	9

### DRIVE

Gear Case Seal Kits .....	10
---------------------------	----

### MIDSECTION

Tilt Tubes .....	10
------------------	----

### SERVICE & MISC

Anodes .....	10
--------------	----

<b>ARCO STARTER &amp; TRIM MOTORS .....</b>	<b>3</b>
---	----------

### VALUE STARTERS & TRIM MOTORS

#### INDEX

TOHATSU STARTER IMAGES .....	11
TOHATSU STARTER KIT IMAGES .....	11
TOHATSU TRIM MOTOR IMAGES .....	12
TOHATSU RELAY IMAGES .....	12
TOHATSU STARTER APPLICATION BY YEAR - HP .....	17

<b>STARTER PARTS .....</b>	<b>13</b>
----------------------------	-----------

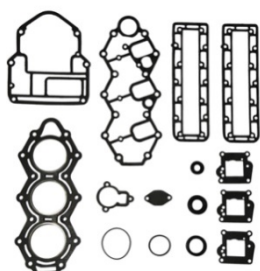
BRUSHES .....	13
---------------	----



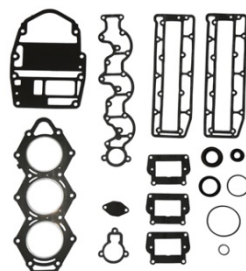
# SOUTHSIDE MARINE COMPONENTS



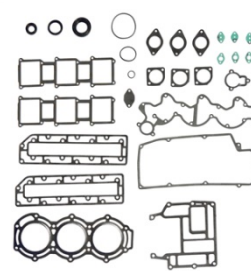
Gasket Kit  
Mercury/Tohatsu  
25-30 HP 2-Cyl  
Replaces: 27-812939A1  
**Part No: 3A1-87121-0**



Gasket Kit  
M40D2, M50D2  
Up to 2005  
Complete with Seals  
**Part No: 10-7480**



Gasket Kit  
M60/70B Up to 2002,  
M60/70C Up to 2003  
Replaces: 3F3-87121-0M  
**Part No: 10-7280**



Gasket Kit  
M80/90A Up to 2002,  
Complete with Seals  
Replaces: 3B7-87121-1  
**Part No: 10-7380**



Trim Motor  
4 Bolt 2 Wire  
97-Up M60B-M140A2  
Replaces: 3E0-77180-0  
**Part No: 438529**

Fits  
2 Wire  
T + T



Trim Motor Relay UP & DOWN  
Any Up / Down Application  
2 WIRE ONLY

**Part No: 6E5-81950-01 (UP) 6E5-8195A-01 (DOWN)**

Fits  
2 Wire  
T + T



Universal T/T Switch  
Dash Mounted  
**Part No: 174652**



Starter Solenoid  
VARIOUS 8-115HP  
Replaces: 3H8-76040-0, 68V-8194A-00  
**Part No: 68N-81940-00**

## Starter Motor

10 Tooth Drive 2 Stroke 9.9D2, 15D2, 18E2  
Replaces: 3421, 6L2-81800-11, 6L2-81800-20,  
682-81800-11, 682-81800-12, S106-07B/E/ F,  
S106-12 A/B, 350-76010-0

**Part No: 6L2-81800-10**



9 Tooth Drive

## Starter Motor 2 STROKE:

25-40HP 2 CYL 1992-Up  
MS25, MS30, M25C2, M25C3, M25H, M30A3, M30  
Replaces: S108-98, 50-853805A1  
346-76010-0A0, 346-76010-0M  
**Part No: 346-76010-0**



9 Tooth Drive  
BENDIX PART NO: DV512  
BRUSHES PART NO: SR412

## Starter Motor

**2 STROKE:** 40-50HP (92-03)  
60-70HP (96-03)

**4 STROKE:** 9.9-15HP (00-08)  
18HP (01-06) 20HP (08)  
25-30HP (02-05)

**TLDI:** 40/50/90 HP(01-06)  
70HP (03-06)

**Part No: 3C8-76010-100**



9 Tooth Drive

## Starter Motor 2 STROKE:

45-140 HP  
Replaces: S114-667, S114-415,  
S114-571, FM5900  
353-76010-300, 353-76010-04  
**Part No: 353-76010-1A0**

# SOUTHSIDE MARINE COMPONENTS

## INLINE FUEL FILTERS



5/16" Hose 8mm

**Part No:**  
**35-816296-1**

(1/4" Glass)

**Part No:**  
**35-16494G**

1/4" Hose 6mm  
**Part No: 35-16494**

3/8" Hose 10mm

**Part No: 398319**

For 5/16" in  
3/8" Out

**Part No: 435918**



Inline Mini Fuel Filter  
5mm 3/16  
**Part No: VP191**



Filter  
F6-F8 2001-Up  
Replaces: 369-02230-0  
**Part No:**  
**68T-24251-00**



Fuel Connector  
TANK END  
**Part No: VP3037**



Fuel Connector  
MOTOR END  
**Part No: VP3040**



Tank Fitting  
**Part No: VP3038**



Oil Filter  
Fits 9.9-50 HP  
**Part No: 3R0-07615-0**



Fuel Hose Tie Strap (100pk)  
**Part No: 320107**



**Universal 3 Wire Reg/Rect**  
Fits Various Motors 6-300hp  
Wires: Green, Green/White,  
Red, Black(Earth)  
All approx. 150mm long  
Unit approx. 40 x 35mm  
1 Centre Mount Hole  
**Part No: 6F5-81970-62**
















Rectifiers  
Small Motors  
**Part No:**  
**676-81970-00**



**Universal Reg/Rect Kit**  
For use on Outboards with  
under flywheel lighting coil  
Instructions Included  
**Part No: RR007CK**

# SOUTHSIDE MARINE COMPONENTS

				  Primer Bulb For 1/4" Hose <b>Part No:</b> <b>6YL-24360-63</b> For 3/8" Hose <b>Part No: 174511</b> For 5/ 16" Hose <b>Part No:</b> <b>6Y1-24360-02</b>	
Fuel Pump 25-115 HP External Pump Replaces: 356-04000-1 <b>Part No:</b> <b>692-24410-01</b>	Fuel Pump Mounting Gasket <b>Part No:</b> <b>650-24431-00</b>	Fuel Pump Diaphragm Kit 25-115 HP External Pump <b>Part No:</b> <b>648-24410-00</b>	Primer Bulb and Hose Hose 5/16" 8mm <b>Part No:</b> <b>6Y1-24306-01</b>		
TAILS					
	1/8" x 5/16" <b>Part No:</b> <b>P30502</b>	1/4" x 5/16" <b>Part No:</b> <b>P30504</b>	1/8" x 3/8 " <b>Part No:</b> <b>P30602</b>	1/4" x 3/8 " <b>Part No:</b> <b>P30604</b>	Elbow Tail 5/16" x 1/4" <b>Part No: P3433</b>
  Thermostat 2 Cyl <b>2 Stroke</b> 6B, 9.9A, 15A Up to 2002 8B, 9.8B, 9.9D, 15D, 18E Up to 2003 <b>Part No: 350-01030-1</b>		  Thermostat 60 ° 2 Cyl <b>4 Stroke</b> 8, 9.8A 03-14, 9.9B Up to 2006 9.9, 15, 20C 08-14 15, 18B Up to 2008 25,30A Up to 2005 25, 30B 05-14 Replaces: 855676002 <b>Part No: 3R3-01030-0</b>		  Thermostat 2-Cyl <b>2 Stroke</b> 9.9B, 9.9C, 15B, 15C, 18C, 18D, 35C Up to 02 30A, 40A, 50A Up to 03 40C Up to 04, 25C Up to 05 50B Up to 2014, 40B 03-2014 <b>3 Cyl TLDI 40,50,70,90</b> <b>Part No: 345-01030-0</b>	
  Thermostat 3 Cyl 40-50HP <b>2 Stroke</b> <b>Part No: 353-01030-0</b>	  Thermostat <b>2 Stroke</b> 4 Cyl 120-140HP 3 Cyl 60,70,75,90,115HP <b>Part No: 3C7-01030-0</b>	  Thermostat Gasket 2-Cyl Replaces: 346-01032-0 <b>Part No: 27-853702005</b>	  Thermostat Gasket 3-Cyl Replaces: 353-01032-0 <b>Part No: 27-853702 4</b>		

# SOUTHSIDE MARINE COMPONENTS



Head Gasket  
Mercury/Tohatsu  
4-5 HP 1 Cyl  
**Part No: 369-01005-1**



Mercury/Tohatsu  
6 - 9.8HP 2 Cyl  
Replaces: 27-803663 7  
27-803663 021  
**Part No: 3B2-01005-1**



Head Gasket  
Tohatsu 55mm Bore  
9.9 - 15 HP  
Replaces: 27-803663 018  
**Part No: 351-01005-0**



Head Gasket  
Tohatsu 60mm Bore  
18 HP  
Replaces: 27-803663 019  
**Part No: 350-01005-0**



Head Gasket  
Mercury/Tohatsu  
25-30 HP 2-Cyl  
Replaces: 346-01005-2  
**Part No: 27-812939 1**



Head Gasket  
Mercury/Tohatsu  
40-50 3 Cyl  
Replaces: 3C8-01005-5  
3T5-01005-0  
**Part No: 27-812939 10 A/M PAPER**  
**Part No: 27-812939 10 GEN METAL**



Powerhead Gasket  
2.5, 3.3 HP  
**Part No: 27-815076002**



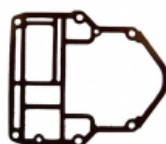
Base Gasket  
6-9.8 HP 2 Cyl  
Up to 2003  
Replaces: 3B2-01303-0, 27-803663 10  
**Part No: 27-803663 023**



Base Gasket  
9.9-18 HP 2 Cyl  
Up to 2003  
Replaces: 350-01303-1, 27-803663 6  
**Part No: 27-803663 020**



Base Gasket  
25-30 HP 2 Cyl  
Replaces: 346-01303-0  
**Part No: 27-853987001**



Base Gasket  
40-50 3 Cyl  
Replaces: 3C8-01303-0  
**Part No: 27-812939024**



Exhaust Gasket  
40-50 3 Cyl Inner and Outer  
Replaces: 3C8-02305-0  
**Part No: 27-812939020**



Loctite 518 Gasket Sealant Red 50ml Tube  
**Part No: 518**

# SOUTHSIDE MARINE COMPONENTS

TOHATSU IMPELLERS				
H/P Model	Stroke	Year	Impeller	Water Pump Kits
2.5, 3.5	2	ALL	47-95289 2	
2 A/B, 2.5 A/B, 3.5A/B, 3.5B2	2 & 4	ALL	47-16154	
4, 5, 6A2, 6C	2 & 4	ALL	47-16154	
6B	2 & 4	2005-2010	47-16154	
6B	2 & 4	UP TO 2002	3B2-65021-1	
<b>8A, 9.8A CALL FOR MORE INFORMATION RE THIS IMPELLER</b>			<b>337-65021-0</b>	
8, 9.8	2 & 4	ALL	3B2-65021-1	
9.9, 15, 18, 20	2 & 4	ALL	334-65021-0	
25, 30, 40C (2 CYL)	2	ALL	345-65021-0	853792T01
40B2, 50B 50B2	2	2010-2011 2003, 2006 2010-2011	3C7-65021-2	
40, 50 (3 CYL)	2 & 4	ALL	3C8-65021-2	853792A3
45A, 50, 55A, 55B, 70A, 70A2	2	MID 80'S - LATE 90'S	353-65021-0	
60, 70, 80, 90	2	ALL	3C7-65021-2	
90A	2	UP TO 2002	3C7-65021-1	
70B, 90B	2	2003-2010	3C7-65021-1	
75C, 90C	2	2010-2011	3C7-65021-1	
115, 120, 140	2	ALL	3C7-65021-1	

TOHATSU Impeller Dimensions			
Part Number	Dimensions (mm)		
	Inside Diameter	Outside Diameter	Height
309-65021-0	12.10	41.00	14.00
<b>47-95289 2</b>	12.10	41.00	14.00
<b>334-65021-0</b>	14.00	40.70	23.30
47-09217	14.00	40.70	23.30
345-65021-0	17.30	44.00	20.00
332-65021-0	10.20	33.80	14.20
369-65021-0	10.20	33.80	14.20
<b>47-16154</b>	10.20	33.80	14.20
3B2-65021-1	12.10	40.00	18.00
3B7-65021-2	20.30	66.00	35.00
<b>3C7-65021-1</b>	20.30	66.00	35.00
3C8-65021-2	17.20	50.40	20.00
353-65021-0	17.20	60.50	23.80
337-65021-0	15.10	36.80	20.30



# SOUTHSIDE MARINE COMPONENTS

			
Water Pump Impeller Replaces: 309-65021-0 <b>Part No: 47-95289 2</b>	Water Pump Impeller Replaces: 369-65021-0, 332-65021-0, 47-16154-3 <b>Part No: 47-16154</b>	Water Pump Impeller <b>Part No: 3B2-65021-1</b>	Water Pump Impeller <b>Part No: 3C8-65021-2</b>
			
Water Pump Impeller Replaces: 3B7-65021-2 <b>Part No: 3C7-65021-1</b>	Water Pump Impeller <b>Part No: 334-65021-0</b>	Water Pump Impeller <b>Part No: 353-65021-0</b>	Water Pump Impeller <b>Part No: 345-65021-0</b>
			
Water Pump Housing 25/30 HP 2 Cyl 2 Stroke Replaces: 46-16156 2 <b>Part No: 348-65016-1</b>	Water Pump Cup 25/30 2 Stroke Replaces: 16157-2 <b>Part No: 348-65011-0</b>	Water Pump Plate 25/30 HP 2 Stroke Replaces: 16159-2 <b>Part No: 348-65025-0</b>	
			
Water Pump Plate 40/50 HP 2 Stroke Replaces: 851857 <b>Part No: 3C8-65025-0</b>	Grommet Replaces: 26-16168 1 <b>Part No: 3B7-65014-0</b>	Gearcase Drain Seal (PKT 5) Replaces: 27-95220 <b>Part No: 332-60006-0</b>	



# SOUTHSIDE MARINE COMPONENTS



OLD 3C8



NEW 3T5

Water Pump Cup  
3 CYL 40/50 2 Stroke

**NOTE: IF REPLACING WITH UPDATED 3T5 CUP,  
YOU MUST ALSO REPLACE WITH  
UPDATED 3T5 HSG**

Replaces: 3C8-65011-1, 16157-3

**Part No: 3T5-65011-0**



OLD 3C8




NEW 3T5

Water Pump Housing  
3 CYL 40/50 HP 2 Stroke

**NOTE: IF REPLACING WITH UPDATED 3T5 HSG,  
YOU MUST ALSO REPLACE WITH  
UPDATED 3T5 CUP**

Replaces: 3C8-65016-1, 46-16156 3

**Part No: 3T5-65016-0**



2 Cyl Water Pump Kit  
M25C3/30A4/40C 2 Stroke

Replaces: 361-87322-0

**Part No: 853792T01**



3 Cyl Water Pump Kit


MD40/50A

**(CAN BE USED ON M40/50D2 MOTORS IF HOUSING IS  
ALSO REPLACED- > 3T5-65016-0)**

**NOTE: CANNOT BE USED ON MD40/50B TLDI MOTORS**

Replaces: 3T5-87322-3, 3C8-87322-1

**Part No: 853792A3**




25-40 HP

Water Pump Gasket

Replaces: 27-16158-2

**Part No: 348-65018-0**



25-40 HP

Wear Plate Gasket

Replaces: 27-16160-2

**Part No: 348-65029-1**



40-50 HP

Wear Plate Gasket

Replaces: 27-16158-4

**Part No: 3C8-65029-2**




40-50 HP

Water Pump Gasket


Replaces: 27-16158-3

**Part No: 3C8-65018-3**

# SOUTHSIDE MARINE COMPONENTS



Gear Case Seal Kit  
25-30 HP  
Replaces: 346-87321-6  
**Part No: 27-95220A1**



Gear Case Seal Kit  
40 HP  
Replaces: 3C8-87321-0  
**Part No: 27-851887A07**



Internal Engine Anode  
Tohatsu 6-40 HP Cavitation Plate  
Replaces: 338-60218-2  
**Part No: 823913**

## GEAR BOX SEALS TO SUIT VARIOUS MOTORS

**26-16130 1** (Replaces: 346-60111-0)

**26-16130 2** (Replaces: 334-60223-0)

**26-16162 2** (Replaces: 346-65013-0)

**26-803752** (Replaces: 332-60223-0)

**26-853707 9** (Replaces: 3C8-60223-0)

## REVERSE BEARING CARRIER O'RINGS

**25-16131** (Replaces: 345-65015-0)

**25-16131 1** (Replaces: 332-60103-0)

**93210-74M35** (Replaces: 345-60103-0, 25-16131 2)



Bar Anode  
Replaces: 3C7-60218-2  
40D, 50, 70, 90, 120-140 HP  
**Part No: 55320-94900**



7/8" O.D. x 12-1/2"  
**Part No: STT-1**




7/8" x 14 "  
Pitch Stainless Steel Lock Nut  
**Part No: SLN-1**



7/8" x 14 "  
Stainless Steel Jam Nut  
**Part No: SLN-3**



7/8" Tilt Tube Bushing  
**Part No: VTT-BST**





7/8" Tilt Tube Thrust Washer  
**Part No: VTT-WST**

**REFER TO MISCELLANEOUS SECTION FOR FULL RANGE OF TOHATSU ANODES**

TOHATSU			
HIT52		PMDD 12 Volt  CCW 9 Tooth	Suits: M40D from 92 - 05, M50D, M60B, M60C, M70B, M70C from 92-03, MD40, MD50 from 01-14, MD70 from 03-10, MD90 from 01-10, MFS9.9 from 00-08, MFS15 from 00-14, MFS18 from 01-08, MFS20 from 08-14, MFS25 from 02-14, MFS30 from 02-14 Hitachi: S108-112, S108-120, S108-94 Tohatsu: 3C8-76010-1, 3C8-76010-M
HIT92		PMDD 12 Volt  CCW 9 Tooth	Suits: M50C, M60A, M70A2 from 1992 - 2003, M90 from 1992 - 2001, M115 from 1992 - 2005, M120 from 1992 - 2003, M140 from 1992 - 2005 Hitachi: S114-415, S114-415A, S114-571, S114-571A, S114-667 Tohatsu: 353-76010-04, 353-76010-1A0, 353-76010-300 353-76010-4, 353-76010-4M
HIT133		PMDD 12 Volt  CCW 10 Tooth	Suits: M8, M9.8, M9.9, M15, M18 from 1992 - 2003 MFS8 & MFS9.8 4 strokes from 2002 - 2014  Hitachi: S106-07B, D, E, F, S106-12, A, B Tohatsu: 350-76010-0, 350-76010-0M, 3AA-76010-0, 3AA-76010-0M, B29A90500, B29A90500A
HIT164		DD 12 Volt  CCW 9 Tooth	Suits: 25hp, 30hp, 40hp, 2 cyl 2 stroke from 1992 up MS25, MS30, M25C2, M25C3, M30A3, M30A4, M35C, M40C  Hitachi: S108-98, S108-98N Tohatsu: 346-76010-0, 346-76010-0A0, 346-76010-0M
CNV01		12 Volt  Electric start Conversion kit	Suits: 25hp - 30hp 2 cyl 2 stroke from 1992 - 2015 MS25, MS30, M25, M30H <b>Note: Includes starter, solenoid, rectifier, bracket, neutral safety, battery wires, bolts and installation manual.</b> Tohatsu: 3P0-76300-0
CNV02		12 Volt  Electric start Conversion kit	Suits: M40D, M40D2, M50D2, MD40, MD50 <b>Note: Includes starter, solenoid, rectifier, bracket, neutral safety, battery wires, bolts and installation manual.</b> Tohatsu: 3C8-76300-0
TRM63		12 Volt  2 Wire 3 hole	Suits: MD40A up to 2003, M40D up to 2003, M40D2 up to 2003 MD50A up to 2003, MD50B up to 2003, M50D2 up to 2003 <b>Note: Internal Hex shaft</b>  Tohatsu: 3C7S 77180-0, 3C8-77180-0, 3T5-77180-0
TRM69		12 Volt  2 wire 4 hole	Suits: M60B - M140A2 from 1998 up <b>Note: This model suits Yamaha using the same SHOWA 3 ram tilt trim unit. This will require adapting the 2 wire ring terminals to suit the Tohatsu connections on some models.</b> Tohatsu: 3E0-77180-0, 3T1-77180-0, 3T9-77180-0



TOHATSU

TRM107		12 Volt  2 wire 4 hole	Suits: MD40B, MD50B  Tohatsu: 3Z5-77180-0, 3E5-77180-0
6009		Start relay 12 Volt	Suits: Various 2 and 4 stroke models  Tohatsu: 3H8-76040-0

BACK TO INDEX  
SELECT HERE









UP











CHECK APPLICATION BELOW &  
SELECT LINKED PART NUMBER  
TO PROCEED TO STORE

## BRUSH SETS

<b>1001</b>		<b>12 VOLT</b>  <b>brushes, holder, end cap set</b>	Suits: OMC with american bosch/united tech starter  B4, B40, B62, B66, B78, B83, B109, B115
<b>1002</b>		<b>12 VOLT</b>  <b>brushes, holder, end cap set</b>	Suits: OMC with american bosch/united tech starter  B36, B109
<b>1005</b>		<b>12 VOLT</b>  <b>brushes, holder, end cap set</b>	Suits: Mercury with american bosch/united tech starter  B3, B5, B22, B115
<b>1019</b>		<b>12 VOLT</b>  <b>brushes, holder, end cap set</b>	Suits: Chrysler with american bosch/united tech starter  B10
<b>1023</b>		<b>12 VOLT</b>  <b>brushes, holder, end cap set</b>	Suits: Mercury with american bosch/ united tech starter  B11, B15, B70, B79, B81
<b>7500</b>		<b>12 VOLT</b>  <b>brush set only</b>	Suits: Various American Bosch models shown below.  B3, B4, B10, B11, B13, B15, B19, B21, B22, B28, B32, B40, B51, B62 B66, B78, B79, B81, B103, B109, B114, B115, B117, B129

## DRIVE COMPONENTS








5001		<b>Drive Bendix</b>  <b>CCW</b> <b>19 Tooth</b>	Suits: Kawasaki, Yamaha, Polaris PWC using <b>U23, U26, U35</b> starters  Kawasaki: 13101-3706 Yamaha: 6M6-8183E-00-00
5002		<b>Drive Gear</b>  <b>CCW</b> <b>8 Tooth</b> <b>OD: 27.2mm</b> <b>ID: 12.1mm</b>	Suits: various Mercury 75 - 300hp 2 stroke ( <b>B3, B15, B22, B79, B129</b> )  OMC 150 -235hp from 1977-1995 ( <b>B3</b> )  Mercury: 13310T1, 75660 OMC: 387683
5003		<b>Drive Gear</b>  <b>CCW</b> <b>9 Tooth</b> <b>OD: 35.8mm</b> <b>ID: 12.9mm</b>	Suits: OMC 20hp - 75hp ( <b>B36, B39, B40, B78, B115</b> )   OMC: 384781
5004		<b>Drive Gear</b>  <b>CCW</b> <b>9 Tooth</b> <b>OD: 36.45mm</b> <b>ID: 12.19mm</b>	Suits: OMC 20hp - 75hp ( <b>B36, B39, B40, B78, B115</b> )  <b>Note: 2 piece rubber friction clutch version</b>  OMC: 586101
5005		<b>Drive Gear</b>  <b>CCW</b> <b>10 Tooth</b> <b>OD: 32mm</b> <b>ID: 13mm</b>	Suits: OMC V4 85 - 140hp ( <b>B62, B66</b> )  Mercury outboards using B5, B11, B13, B31, B70, B170 starters  Mercury: 68575 3 OMC: 385949
5006		<b>Drive Gear</b>  <b>CCW</b> <b>10 Tooth</b> <b>OD: 32mm</b> <b>ID: 12.2mm</b>	Suits: OMC V4 85 - 140hp ( <b>B62, B66</b> ) OMC 9.9-15hp 4 stroke from 1995 - 2001 ( <b>B103</b> ) OMC 25 - 35hp 3 cyl from 1996 - 2001 ( <b>B104</b> ) <b>Note: 2 piece rubber friction clutch version</b> OMC: 586100
5007		<b>Drive Gear</b>  <b>CCW</b> <b>11 Tooth</b> <b>OD: 42.9mm</b> <b>ID: 12.9mm</b>	Suits: OMC 25-40hp starters ( <b>B109</b> )   OMC: 341648
5008		<b>Drive Gear</b>  <b>CCW</b> <b>9 Tooth</b> <b>OD: 29mm</b> <b>ID: 11.9mm</b>	Suits: Mercury 9.9hp - 40hp 4 strokes ( <b>B111, B114, B118</b> ) Yamaha 25hp - 40hp 4 strokes ( <b>B111, B114, B132</b> ) Evinrude E-TEC 15hp - 90hp from 2004 - 2012 ( <b>B147</b> )  Mercury: 68575 2, 891754T Yamaha: 65W-81807-00



## DRIVE COMPONENTS

5009		<p>Drive Gear</p> <p>CCW</p> <p>10 Tooth</p> <p>OD: 40mm</p> <p>ID: 12.9mm</p>	<p>Suits:</p> <p>Chrysler 20hp - 35hp from 1972 - 1984 <b>(B82)</b></p> <p>Force 25hp - 35hp from 1986 - 1996 <b>(B82)</b></p> <p>Chrysler: F15150</p>
5010		<p>Drive Gear</p> <p>CCW</p> <p>10 Tooth</p> <p>OD: 23.7mm</p> <p>ID: 10.6mm</p>	<p>Suits:</p> <p>Mercury 2 stroke USA 8hp - 25hp from 1984 - 2003 <b>(B53)</b></p> <p>Mercury: 96562</p>
5011		<p>Drive Gear</p> <p>CCW</p> <p>11 Tooth</p> <p>OD: 42.6mm</p> <p>ID: 12.9mm</p>	<p>Suits:</p> <p>Chrysler 35hp - 55hp from 1967 - 1984 <b>(B51)</b></p> <p>Force: F15182</p>
5012		<p>Drive Gear</p> <p>CW</p> <p>11 Tooth</p> <p>OD: 29.8mm</p> <p>ID: 12.1mm</p>	<p>Suits:</p> <p>Mercuriser, Volvo Penta PMGR offset starter <b>(A)</b></p> <p>Delco: 10475616</p>
5013		<p>Drive Gear</p> <p>CW</p> <p>11 Tooth</p> <p>OD: 29.3mm</p> <p>ID: 12.1mm</p>	<p>Suits:</p> <p>Mercuriser, Volvo Penta PMGR inline bolt starter <b>(C)</b></p> <p>Mercury: 811896</p>
5014		<p>Drive Gear</p> <p>CCW</p> <p>9 Tooth</p> <p>OD: 28.6mm</p> <p>ID: 12.2mm</p>	<p>Suits:</p> <p>Mercury 35hp 1965- 69, 40hp 1978 - 83, 50hp 1965 - 75 <b>(B4)</b></p> <p>Mercury: 57380</p>
5015		<p>Drive Gear</p> <p>CCW</p> <p>9 Tooth</p> <p>OD: 29.2mm</p> <p>ID: 13mm</p>	<p>Suits:</p> <p>Chrysler 70hp - 140hp from 1965 - 1984 <b>(B10)</b></p> <p>Force 70hp - 150hp from 1983 - 1997 <b>(B10)</b></p> <p>Chrysler: F15118</p> <p>Force: 819222A1</p>
5016		<p>Drive Gear</p> <p>CCW</p> <p>9 Tooth</p> <p>OD: 28.8mm</p> <p>ID: 12.3mm</p>	<p>Suits:</p> <p>Force 75hp - 120hp from 1998 - 1999 <b>(B28)</b></p> <p>Mercury: 820583</p>

## DRIVE COMPONENTS

5017		<b>Drive Gear</b>  <b>CCW</b> <b>10 Tooth</b> <b>OD: 31mm</b> <b>ID: 12.2mm</b>	Suits: Mercury 35hp - 40hp 2 cyl from 1980 - 1987 <b>(B83)</b>  Mercury: 43076
5018		<b>Drive Gear</b>  <b>CCW</b> <b>9 Tooth</b> <b>OD: 21.6mm</b> <b>ID: 9.7mm</b>	Suits: Mercury 115hp - 225hp from 1978 - 2005 <b>(B81)</b> Optimax 135, 150, 200, 225 from 1998 - 1999 <b>(B112)</b>  Mercury: 86177
5019		<b>Drive Gear</b>  <b>CCW</b> <b>13 Tooth</b> <b>OD: 38.1mm</b> <b>ID: 13.1mm</b>	Suits: Force 40hp - 50hp from 1992 - 1999 <b>(B21, B32)</b>  Force: 811902
5020		<b>Drive Gear</b>  <b>CCW</b> <b>9 Tooth</b> <b>OD: 28.7mm</b> <b>ID: 12.1mm</b>	Suits: Yamaha 60-70hp 2 Stroke from 1984 - 2010 <b>(HIT86)</b> Yamaha 40-50hp 2 Stroke from 1984 - 1988 <b>(HIT134)</b>  Yamaha: 6H3-81807-10
5021		<b>Drive Gear</b>  <b>CCW</b> <b>9 Tooth</b> <b>OD: 28.7mm</b> <b>ID: 12.5mm</b>	Suits: 115hp - 200hp 2 stroke from 1991 - 2010 <b>(HIT88)</b>  Yamaha: 6N7-81807-00
5022		<b>Drive Gear</b>  <b>CCW</b> <b>11 Tooth</b> <b>OD: 33.5mm</b> <b>ID: 12mm</b>	Suits: Various 9.9hp - 50hp 2 stroke from 87 - 11, F9.9 from 2010 up <b>(HIT131)</b> 2 cyl 25hp - 30hp 2 stroke from 1984 - 2018 <b>(HIT85)</b> 2 cyl 40hp 2 stroke from 1990 - 1997 <b>(HIT85)</b> F15 from 2008 up, F20 from 2008 up <b>(HIT125)</b> Yamaha: 689-81807-12
5999		<b>Stationary Gear</b>	Suits: Delco Remy PG260 gear reduction starters  Delco: 10450720

MODEL	YEAR	ENGINE	HITACHI #	OEM #	STARTER MODEL
M8	03-92	8HP 2-Stroke	S106-12A	350-76010-0	<a href="#">HIT133</a>
MFS8	06-03	8HP 4-Stroke	S106-12B	350-76010-0	<a href="#">HIT133</a>
M9.8	03-98	9.8HP 2-Stroke	S106-12A	350-76010-0	<a href="#">HIT133</a>
MFS9.8	06-03	9.8HP 4-Stroke	S106-12B	350-76010-0	<a href="#">HIT133</a>
M9.9	03-92	9.9HP 2-Stroke	S106-12B	350-76010-0	<a href="#">HIT133</a>
MFS9.9	08-00	9.9HP 4-Stroke	S108-112	3C8-76010-1	<a href="#">HIT52</a>
M15	03-92	15HP 2-Stroke	S106-12B	350-76010-0	<a href="#">HIT133</a>
MFS15	08-00	15HP 4-Stroke	S108-112	3C8-76010-1	<a href="#">HIT52</a>
M18	03-92	18HP 2-Stroke	S106-12B	350-76010-0	<a href="#">HIT133</a>
MFS18	06-01	18HP 4-Stroke	S108-112	3C8-76010-1	<a href="#">HIT52</a>
MSF20		20HP 4-Stroke	S108-112	3C8-76010-1	<a href="#">HIT52</a>
MS25	03-92	25HP 2-Stroke	S108-98	346-76010-0	<a href="#">HIT164</a>
MSF25	05-02	25HP 4-Stroke	S108-112	3C8-76010-1	<a href="#">HIT52</a>
MS30	03-92	30HP 2-Stroke	S108-98	346-76010-0	<a href="#">HIT164</a>
MSF30	05-02	30HP 4-Stroke	S108-112	3C8-76010-1	<a href="#">HIT52</a>
M40	03-92	40HP 2-Stroke	S108-112	3C8-76010-1	<a href="#">HIT52</a>
MD40	06-01	40HP TLDI	S108-112	3C8-76010-1	<a href="#">HIT52</a>
M50	03-92	50HP 2-Stroke	S108-112	3C8-76010-1	<a href="#">HIT52</a>
MD50	06-01	50HP TLDI	S108-112	3C8-76010-1	<a href="#">HIT52</a>
M60	03-96	60HP 2-Stroke	S108-112	3C8-76010-1	<a href="#">HIT52</a>
M60	95-92	60HP 2-Stroke	S114-415	353-76010-04	<a href="#">HIT92</a>
M70	03-96	70HP 2-Stroke	S108-112	3C8-76010-1	<a href="#">HIT52</a>
M70	95-92	70HP 2-Stroke	S114-415	353-76010-04	<a href="#">HIT92</a>
MD70	06-03	70HP TLDI	S108-112	3C8-76010-1	<a href="#">HIT52</a>
M90	96-92	90HP 2-Stroke	S114-415	353-76010-04	<a href="#">HIT92</a>
MD90	06-01	90HP TLDI	S108-112	3C8-76010-1	<a href="#">HIT52</a>
M115	03-92	115HP 2-Stroke	S114-415	353-76010-04	<a href="#">HIT92</a>
MD115		115HP TLDI	S114-667	353-76010-04	<a href="#">HIT92</a>
M120	96-92	120HP 2-Stroke	S114-415	353-76010-04	<a href="#">HIT92</a>
M140	03-92	140HP 2-Stroke	S114-415	353-76010-04	<a href="#">HIT92</a>

BACK TO INDEX  
SELECT HERE

